



Shelter Island School District



Special Education Budget 2019-2020 School Year

Special Education Overview

- Specially designed individualized or group instruction, or special services, or programs that meet the unique needs of students with disabilities
- Students suspected of having a disability are referred to a multidisciplinary team -- Committee on Special Education (CSE) or Committee on Preschool Special Education (CPSE)
- Committee arranges for evaluation of skills/abilities/areas of need that affect school performance, and based on results, determines if student is eligible for special education services and programs
- If eligible, Committee develops and implements an IEP (Individualized Education Plan), ensuring services are provided in the least restrictive environment (LRE)
- Students must be placed as close as possible to student's home, unless IEP requires other arrangements
- IEP is reviewed by CPSE/CSE at least once a year (annual review). Reevaluation occurs at least once every three years, to review student's need for these programs and services, and to revise IEP, as appropriate.

In-District Special Education Services

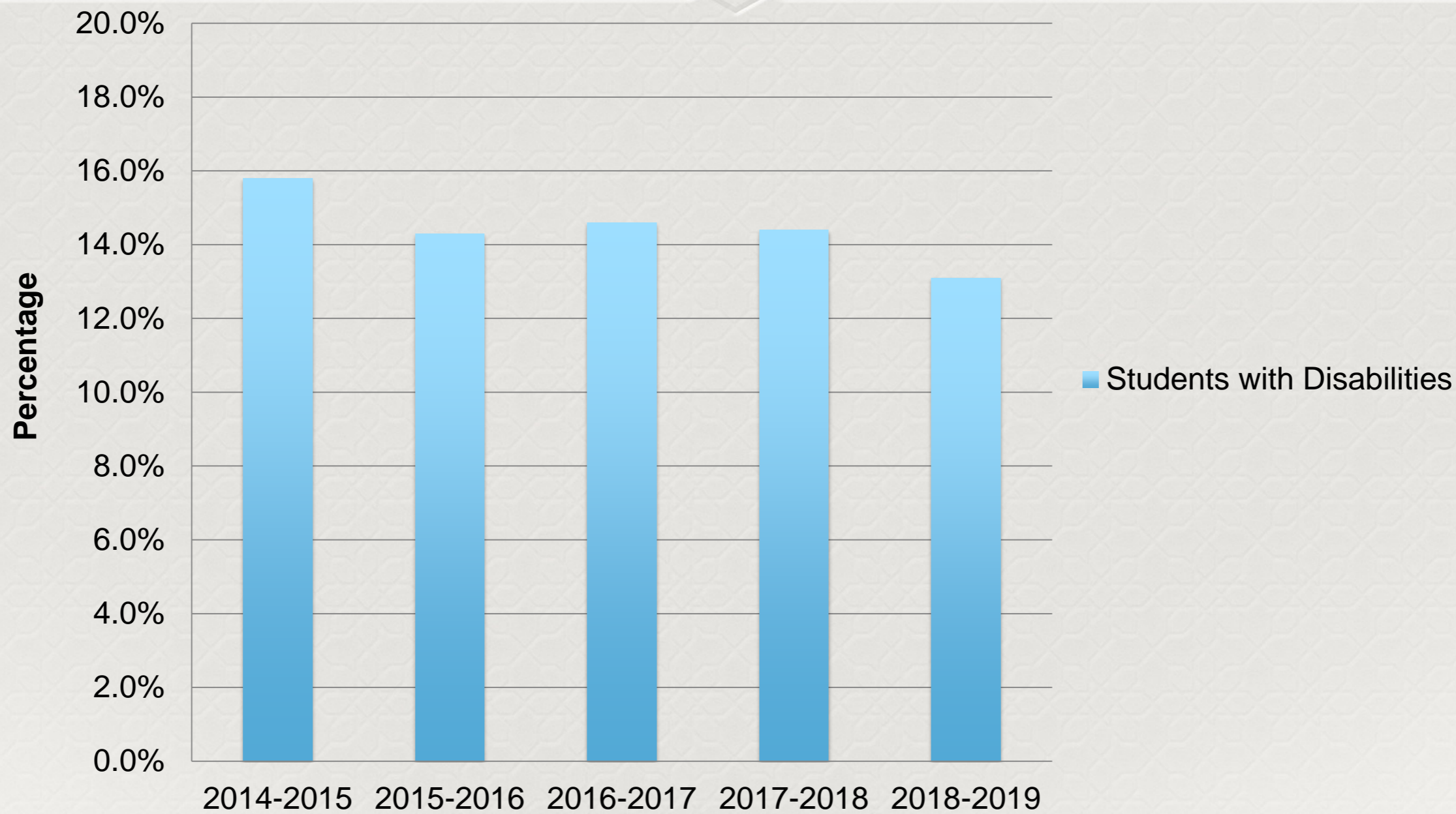
Programs

- *Consultant Teacher (Direct or Indirect)*
- *Integrated Co-teaching*
- *Resource Room*
- *Special Class*

Related Services

- *Occupational Therapy*
- *Physical Therapy*
- *Speech Therapy*
- *Counseling*
- *Parent Training*

Shelter Island UFSD Classification Rates: School Age Students (BEDS Day 10/3/18)



School Age Classifications

Autism

Deafness

Deaf-Blindness

Emotional Disturbance

Hearing Impairment

Learning Disability

Intellectual Disability

Multiple Disabilities

Orthopedic Impairment

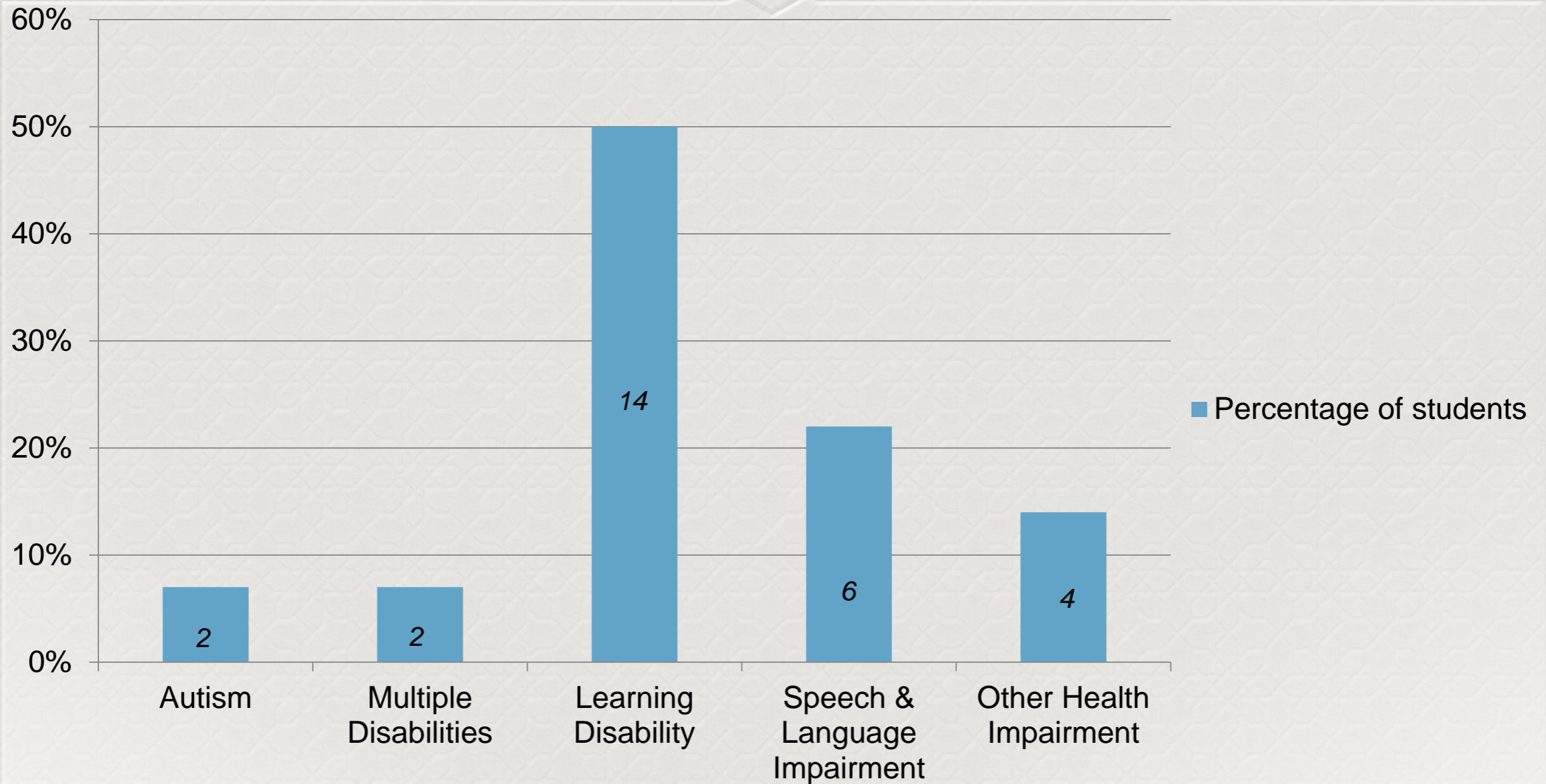
Other Health-Impairment

Speech or Language Impairment

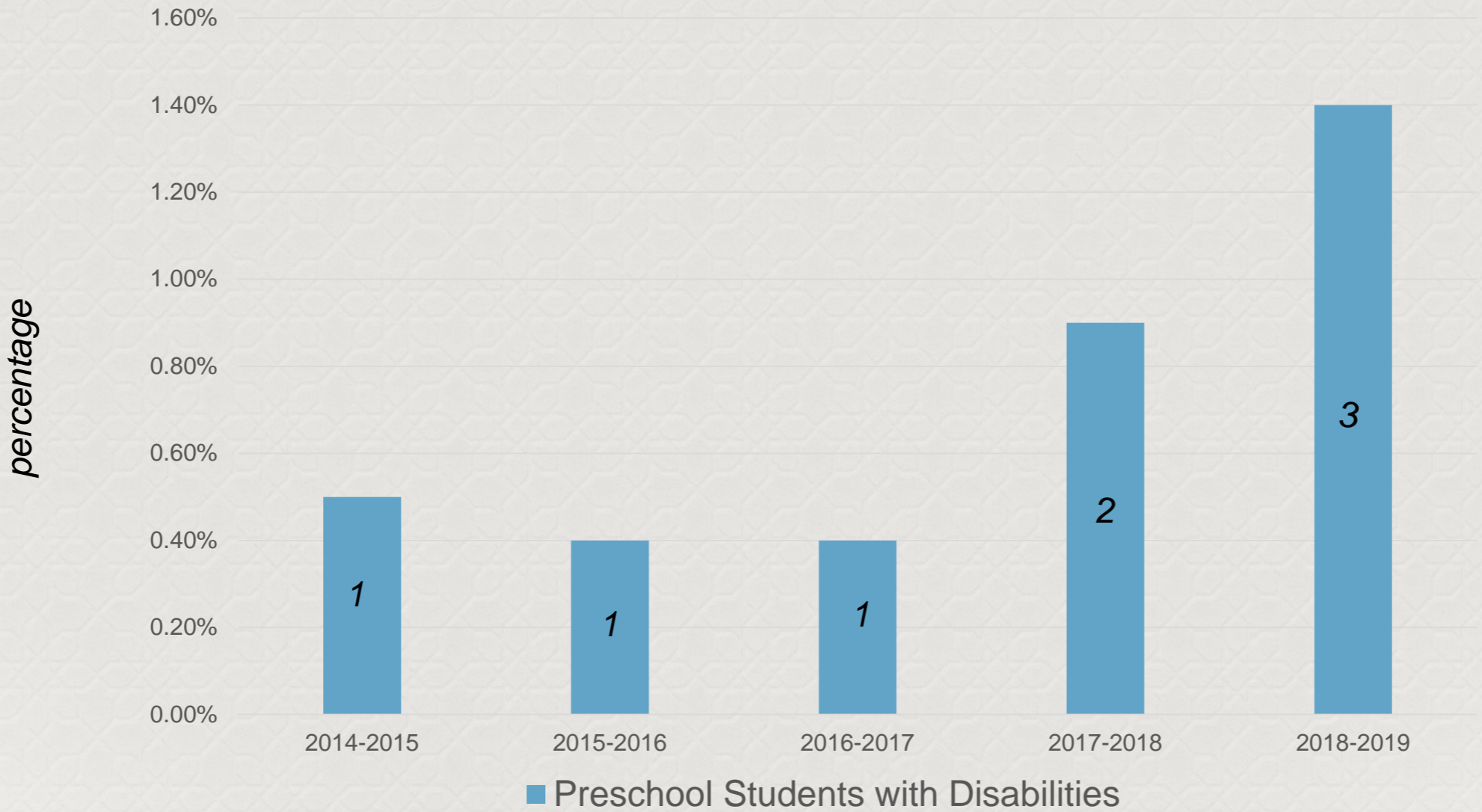
Traumatic Brain Injury

Visual Impairment

Shelter Island UFSD 2018-2019 Classification by Disability School Age (BEDS Day 10/3/18)



Shelter Island UFSD Classification Rates: Preschool Students (BEDS Day 10/3/18)



Looking Ahead

- Professional Development:
Transition in the IEP
Mattituck UFSD
- Design and implement a Pre-Vocational Program

Contractual Salaries

Description	2016-17 Actual	2017-18 Actual	2018-19 Approved Budget	2019-2020 Proposed Budget	Change	% Change
SE Instructional Salaries	529,385	595,000	618,162	626,165	8,003	1.3%
SE Instructional Salaries - Summer	7,323	1,461	7,000	7,895	895	12.8%
SE Instructional Salaries - Extra Duty	5,472	116	2,000	2,000	0	0%
SE Non-Instructional Salaries - Clerk	25,816	26,498	27,016	27,543	528	2.0%
SE Non-Instructional Salaries - Aides	100,116	125,579	63,608	74,148	10,540	16.8%
SE Salaries - Aides Summer	0	0	1,000	1,000	0	0%
SE Aides Salaries - Extra Duty	3,337	3,409	3,570	3,570	0	0%

Other Budget Items

Description	2016-17 Actual	2017-18 Actual	2018-19 Approved Budget	2019-2020 Proposed Budget	Change	% Change
SE Contractual	16,697	20,090	25,000	26,000	1,000	4.0%
SE Travel & Conference	1,884	591	1,380	1,380	0	0%
SE Materials & Supplies	1,190	928	1,200	1,200	0	0%
SE Other Public Sch Tuition	123,182	63,002	155,000	155,000	0	0%
SE Residential School Tuition	84,115	73,500	73,500	73,500	0	0%
SE Dormitory Authority Charge	0	0	6,000	6,000	0	0%
SE Related Services for Private School	31,811	57,764	60,000	60,000	0	0%
SE BOCES Services	3,296	3,746	9,690	9,690	0	0%

Description	2016-17 Actual	2017-18 Actual	2018-19 Approved Budget	2019-2020 Proposed Budget	Change	% Change
SE Instructional Salaries	529,385	595,000	618,161	626,165	8,003	1.3%
SE Instructional Salaries - Summer	7,323	1,461	7,000	7,895	895	12.8%
SE Instructional Salaries - Extra Duty	5,472	116	2,000	2,000	0	0
SE Non-Instructional Salaries - Clerk	25,816	26,498	27,016	27,543	528	2.0%
SE Non-Instructional Salaries - Aides	100,116	125,579	63,608	74,148	10,540	16.8%
SE Salaries - Aides Summer	0	0	1,000	1,000	0	0%
SE Aides Salaries - Extra Duty	3,337	3,409	3,570	3,570	0	0%
SE Contractual	16,697	20,090	25,000	26,000	1,000	4%
SE Travel & Conference	1,884	591	1,380	1,380	0	0%
SE Materials & Supplies	1,190	928	1,200	1,200	0	0%
SE Other Public School Tuition	123,182	63,002	155,000	155,000	0	0%
SE Residential School Tuition	84,115	73,500	73,500	73,500	0	0%
SE Dormitory Authority Charge	0	0	6,000	6,000	0	0%
SE Related Services for Private School	31,811	57,764	60,000	60,000	0	0%
SE BOCES Services	3,296	3,746	9,690	9,690	0	0%
Total	933,624	971,684	1,054,125	1,075,091	20,966	1.9%



Shelter Island School District

Questions:

Special Education Budget

Jennifer Rylott

jennifer.rylott@shelterisland.k12.ny.us

749-0302 ext. 143