

DEER CREEK SCHOOL DISTRICT



ANNUAL REPORT

2024

TABLE OF CONTENTS

LETTERS FROM THE SUPERINTENDENT & BOARD PRESIDENT	3
DEMOGRAPHIC OVERVIEW	5
CURRICULUM & INSTRUCTION	7
TEACHER OF THE YEAR	13
SPECIAL SERVICES	14
ATHLETICS	15
THE ARTS	16
TALENT RECRUITMENT & RETENTION	17
COMMUNITY SUPPORT	20
FINANCIALS	22

FROM THE DESK OF THE SUPERINTENDENT.

It is with great pride and enthusiasm that we reflect on the achievements of Deer Creek Public Schools, a district recognized for its tradition of excellence and unwavering commitment to student success. Whether you are a long-standing member of our community or joining us for the first time, you are part of something truly special.

Deer Creek is more than a school district—it is a place where students are empowered to dream big, work hard, and achieve greatness. Our schools are known for their academic rigor and nurturing environments. We take pride in providing a comprehensive educational experience that prepares our students not only for college and careers but for a lifetime of learning and leadership.


Our dedicated educators are the backbone of this success. Every day, they bring expertise, passion, and creativity to the classroom, inspiring our students to explore, grow, and reach their full potential. Beyond academics, our teachers and staff foster a culture of care and belonging, ensuring that every child feels valued and supported.

As you will read in our annual report, there is intentionality in all that we do. As our district continues to grow, we are engaging in the present while preparing for the future. Whether it's new programs like Orchestra, expanded programs within our special services, or the addition of new school sites, every change is designed to provide the best educational experience for our students and create an atmosphere of pride for our community.

As we continue to grow and adapt to meet the needs of our students, I am confident that together, we will build on our achievements and create even greater opportunities for success.

Thank you for being a vital part of the Deer Creek family.

Best wishes,



Dr. Jason Perez
Superintendent, Deer Creek Public Schools



DR. JASON PEREZ

A NOTE FROM OUR BOARD PRESIDENT.

On behalf of the Deer Creek Board of Education, it is my honor to serve the finest district in the state of Oklahoma. Deer Creek Public Schools is a place where innovation meets tradition, and together, we work to ensure every student is equipped with the tools they need to thrive in an ever-changing world.

Our community is the heart of our success. Your unwavering support and involvement enable us to provide our students with a well-rounded education that emphasizes academic excellence, character development, and extracurricular enrichment. It is through this strong partnership between families, educators, and community members that we create opportunities for all students to succeed.

Whether it's innovative classroom practices, expanded extracurricular activities, or investments in technology and infrastructure, our focus remains on preparing students for bright futures while maintaining the supportive, close-knit environment that defines Deer Creek.

I also want to take a moment to recognize the incredible work of our educators and staff. Their dedication, creativity, and commitment inspire not only our students but also the entire Deer Creek community. They are the foundation of our district's achievements, and we are so fortunate to have such talented individuals shaping the lives of our young learners.



DR. MIKE KIEHN
Board President

As we continue to grow together, I encourage you to stay connected with us. Attend school events, join parent organizations, and share your feedback. Your voice matters and plays an essential role in shaping the future of our district.

Thank you for your continued trust and partnership. Here's to a fantastic year filled with growth, learning, and shared successes.

Warm regards,

A handwritten signature in black ink, appearing to read "Mike Kiehn". The signature is fluid and cursive, written over a white background.

Dr. Mike Kiehn
President, Deer Creek Public Schools Board of Education

VISIONS REALIZED

10 SCHOOLS

8,156 STUDENTS

821 STAFF MEMBERS

76 COUNTRIES REPRESENTED

62 LANGUAGES REPRESENTED

497,936 LUNCH MEALS SERVED

91,661 BREAKFAST MEALS SERVED

48% OF STUDENTS TRANSPORTED TO OR FROM SCHOOL ON A BUS

1,350,000 SQ. FT. OF BUILDINGS MAINTAINED DAILY BY OPERATIONS TEAM

2 SCHOOLS IN DEVELOPMENT

447 ACRES OF LAND MAINTAINED DAILY

9,000 TECHNOLOGY HELP DESK TICKETS CLOSED

1:1 STUDENT TECHNOLOGY DEVICES

Kindergarten - Third Grade: iPads

Fourth Grade - 12th Grade: Chromebooks

704,088 VISITS TO DEERCREEKSCHOOLS.ORG



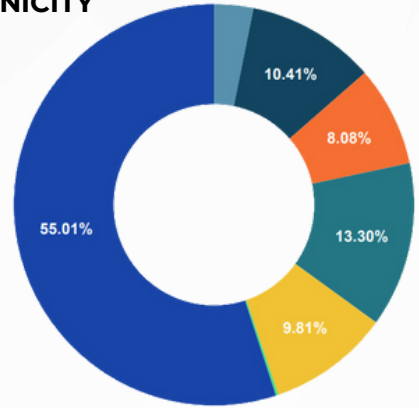


DISTRICT OVERVIEW

SITE	# OF STUDENTS
Deer Creek Elementary	483
Prairie Vale Elementary	548
Rose Union Elementary	575
Grove Valley Elementary	541
Spring Creek Elementary	534
4th & 5th Grade Center	1,289
Deer Creek Intermediate	639
Deer Creek Middle	1,257
Deer Creek High	2,290

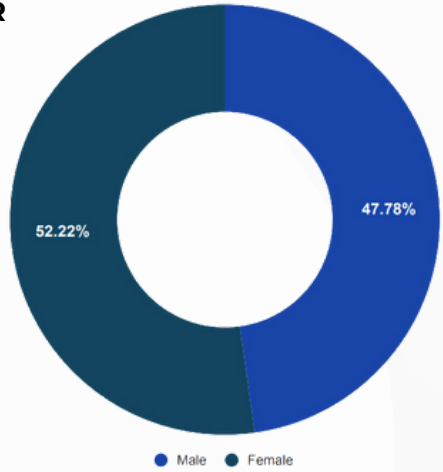
GRADE	# OF STUDENTS
PK	339
KG	557
1	570
2	609
3	606
4	662
5	627
6	639
7	638
8	619
9	635
10	552
11	553
12	545
13	5

RACE/ETHNICITY



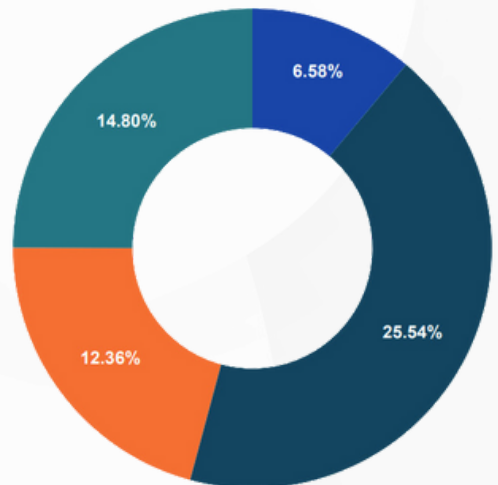
Legend: American Indian/Alaskan Native, Asian, Black/African American, Hispanic, Two or More Races, Native Hawaiian/Pacific Islander, White

GENDER



Legend: Male, Female

STUDENT DESIGNATIONS



Legend: English Learners, Economically Disadvantaged, Special Education, Gifted & Talented

CONTINUALLY SHARPENING OUR FOCUS.

THE TENANTS OF OUR CURRICULUM & INSTRUCTION



Dedicated to providing a high-quality education to every **Antler**

DISTRICT-WIDE TEST SCORE OVERVIEW

Scores compared with metro area 6A districts and state average:

GRADE LEVEL	CONTENT AREA	COMPARISON RANKING	PERCENTAGE ABOVE STATE AVERAGE
3rd Grade	English/Lang. Arts	1st	21%
3rd Grade	Math	2nd	22%
4th Grade	English/Lang. Arts	1st	22%
4th Grade	Math	1st	24%
5th Grade	English/Lang. Arts	1st	19%
5th Grade	Math	1st	18%
5th Grade	Science	1st	17%
6th Grade	ELA	2nd	22%
6th Grade	Math	1st	30%

GRADE LEVEL	CONTENT AREA	COMPARISON RANKING	PERCENTAGE ABOVE STATE AVERAGE
7th Grade	English/Lang. Arts	2nd	25%
7th Grade	Math	1st	26%
8th Grade	English/Lang. Arts	1st	26%
8th Grade	Math	1st	37%
8th Grade	Science	1st	27%
11th Grade	Science	1st	30%
11th Grade	US History	1st	29%

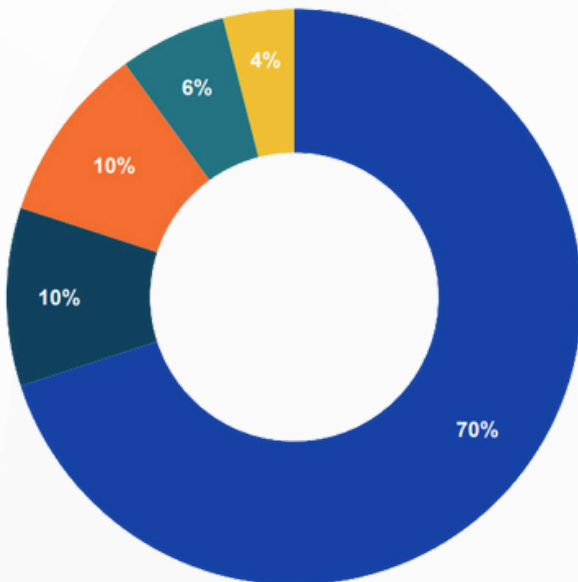
DISTRICT-WIDE TEST SCORE OVERVIEW

Scores compared with metro area 6A districts and state average:

ACT SUB-SECTION	COMPARISON RANKING	POINTS ABOVE STATE AVERAGE
Composite	2nd	3.3
Math	1st	2.8
Science	2nd	2.8
STEM	2nd	2.9
English	2nd	3.4
Reading	1st	3.9
Writing	2nd	.9

DEER CREEK HIGH SCHOOL OVERVIEW

2024 Post High School Placement



● Four Year Universities ● Two Year Institutions ● Technical Schools ● Workforce ● Military

21.3

AVERAGE ACT COMPOSITE

State Average: 17.9

635

STUDENTS AT DCHS THAT TOOK AN AP TEST IN MAY 2024

71%

OF STUDENTS SCORED A THREE OR HIGHER ON AP TESTS

378

CONCURRENTLY ENROLLED STUDENTS

380

STUDENTS ENROLLED IN FRANCIS TUTTLE

COMMITTED TO SMALL CLASS SIZES

GRADE	CLASS SIZE
Pre-K	19.1
Kindergarten	19.1
First Grade	18.9
2nd Grade	19.2
Third Grade	20.3
Fourth Grade	23.6
Fifth Grade	24.5
Sixth Grade	25.3
Seventh Grade	23.9
Eighth Grade	28





DEER CREEK ACADEMY

Virtual & Blended Instruction Opportunities

We believe each student has the potential for success and should be afforded the opportunity to learn in an environment suited to their needs.

Deer Creek Academy offers virtual and blended opportunities for 9th - 12th grade students, in addition to our traditional structured program. DCA had 35 Virtual/Blended Students and 40 alternate education students during 2023-2024.



NEW CONCURRENT PARTNER

University of Central Oklahoma (UCO)

Beginning in 2024, UCO became the concurrent partner for Deer Creek High School. Professors from UCO taught concurrent classes virtually and on-site at the high school for 378 students. Additionally, DCHS offered a concurrent Forensic Science class as a part of the regular school day for 31 students.

UTILIZING TALENT FROM WITHIN

Oklahoma Teacher Empowerment Program

Our inaugural group of OTEP teachers is composed of 29 teachers and represents all grade levels and content areas including special education and counseling.

This program is designed to utilize local expertise, strengthen teacher leadership, and provide opportunities for learning and growth.





\$5.6 MILLION IN **SCHOLARSHIPS** **AWARDED** TO THE CLASS OF 2024

Deer Creek is proud of the rigorous, intentional, and successful academic learning environment created by our faculty and staff. Our students work hard to apply what they are learning in practical and academic contexts and strive for greatness inside and outside of the classroom.

TEACHER OF THE YEAR



Mrs. Nikki Gilbert

Deer Creek Middle School

With more than 18 years of experience in education, Mrs. Nikki Gilbert brings energy, enthusiasm, and passion to her role as a geography teacher, department chair, and team leader at Deer Creek Middle School.

Learning comes to life in Mrs. Gilbert's room. Students get to experience interactive lessons, classroom transformations and real-life simulations to help connect with they are learning with the world around them.

"Spirited teachers who love their content will move mountains to make their students love it too." - Nikki Gilbert

"The greatest contribution of any teacher is that we make a difference in the lives of our students - whether that be creating a safe place for them or helping them connect with and love your subject matter. That is the true mark that any teacher wants to leave in this world, and I hope to do that as much as possible in my career."



MRS. GILBERT'S
SPOTLIGHT VIDEO

SPECIAL SERVICES

We focused on utilizing existing data to create a plan for **enhancing** special education services in Deer Creek, which included **expanding** the continuum of services to better align with students' educational needs, **increasing** staffing to support the expansion of services, and **developing** guidance and procedures to ensure effective service delivery, support, and compliance.

We also **collaborated** with community stakeholders to identify and address the specific needs related to special education services and supports, including enhancing post-secondary transition opportunities for students.

Approximately 1,000 students received special education services and supports from:

44 Special Education Teachers	1 Speech Language Pathologist Assistant
53 Paraeducators	1 Physical Therapist
6 School Psychologists	2 Occupational Therapists
9 Speech Language Pathologist	1 Certified Occupational Therapy Assistant

SPECIAL OLYMPICS

Creating opportunities for all Antlers

Students from across the district at all levels participated in numerous Special Olympics competitions throughout the year, including bowling, bocce ball, basketball, horseshoes, cheerleading, track & field, art, and cornhole.



ATHLETICS

1

STATE
CHAMPIONSHIP

4

REGIONAL
CHAMPIONSHIPS

4

DISTRICT
CHAMPIONSHIPS

3

CONFERENCE
CHAMPIONSHIPS

TEAM ACCOMPLISHMENTS

State Champions

Boys Cross Country

State Semi-Finalists

Football

Volleyball

Girls Soccer

State Quarter-Finalists

Boys Basketball

Fastpitch Softball

22

Senior Athletes Signed Letters of Intent
(Athletic College Scholarships)

THE ARTS

HIGHLIGHTS FROM OUR ARTS PROGRAMS

- 45 Varsity Choir Members & 14 Jazz Choir Members
- 50+ Participants in OSSAA State Solo/Ensemble Competitions
- 10 Participants in All-District Honor Choirs
- Eight Students Received Prestigious Spots at Oklahoma Summer Arts Institute at Quartz Mountain
- Deer Creek High School WinterGuard Named State Champion in Region A
- Antler Pride Marching Band Placed 2nd at the Oklahoma Bandmasters Association State Competition
- Well-Attended performances of *Mamma Mia!*, *Wild Waves Whist*, *Almost Maine*, and *As You Like It* at Deer Creek High School

1,798

**7TH - 12TH GRADERS
ENROLLED IN AN ART CLASS**

All elementary students attend art on a weekly basis.

DISTRICT ART SHOW

Showcasing our wealth of talent

Our district art show features artwork from each site, includes performances by band, choir, and drama students, and features an Arts Signing Day to celebrate students pursuing the arts after graduation.



ORCHESTRA PROGRAM

Approved to Begin

The Deer Creek Board of Education approved the creation of the Deer Creek Orchestra Program for 6th - 12th grade students, which officially launched in August 2024.



TALENT & RECRUITMENT— — RETENTION

Benefits of Working in Deer Creek

Quickly Growing District

State-of-the-Art Facilities

Strong Family & Community Support

All Certified Staff Receive MacBooks

Innovative Classroom Technology

New Teacher Mentor Program

Professional Learning Community

1:1 Student Technology

Commitment to Small Class Sizes

Successful Extracurricular Activities

Collaboration-Focused Team

Approachable Administration

High-Reliability Schools

Dedicated Development Time with
Late Start Wednesdays and Three
Remote Fridays



EMPLOYEE
TESTIMONIAL



THE DEER CREEK DIFFERENCE

**THE
HIGHEST
PAYING
DISTRICT
IN THE
OKC-
METRO.**

DISTRICT	STEP 0 SALARY
Deer Creek	\$46,300
Edmond	\$45,743
Piedmont	\$45,200
Mustang	\$44,720
Yukon	\$45,525
Moore	\$45,300
Norman	\$44,375
Putnam City	\$45,800
OKCPS	\$45,250
Mid-Del	\$44,500

STAFFING STATISTICS

537 CERTIFIED STAFF
252 SUPPORT STAFF
109 NEW TO DEER CREEK CERTIFIED STAFF
54 NEW TO DC SUPPORT STAFF
44 NEW FULL-TIME EMPLOYEE POSITIONS
90 NEW STAFF WITH EXPERIENCE
24 NEW STAFF WITH ZERO YEARS OF EXPERIENCE
6 SUPPORT-TURNED CERTIFIED EMPLOYEES



GUEST TEACHER STATISTICS

163 GUEST TEACHERS
86.5% FILL RATE

The Deer Creek Schools Foundation generously sponsored monthly and weekly incentives, providing our guest teachers the chance to earn \$100 or \$400 gift cards to Amazon for working in our schools.



COMMUNITY-CENTERED.

Our schools benefit from our vibrant community of supportive families and businesses.

- Homecoming Parade & Carnival
- Veterans Day Parade
- Thriving PTOs & Booster Clubs
- Deer Creek Business Association Support
- Generous Deer Creek Schools Foundation
- Well-Attended Sporting & Fine Arts Events

DEER CREEK COMFORT CLOSET

The Deer Creek Comfort Closet provides food, hygiene, cleaning and school supplies, clothing and more to families in need in our community.



60

**FAMILIES SERVED
QUARTERLY AT THE
COMFORT CLOSET**



65

**PARTICIPANTS IN THE
BACKPACK FOOD FOR
KIDS PROGRAM**

SIZABLE DONATIONS RECEIVED BY



**FEED THE
CHILDREN®**

FINANCIALS

FINANCIAL OVERVIEW

We are committed to ensuring our community has the resources necessary to support our students and staff. We prioritize transparency and accountability regarding our district financials.

FISCAL YEAR 2025 FUNDING

Schools operate on fiscal years (FY), which run from July 1 - June 30 of a school year. Oklahoma schools 'state funding' is based on the high of the current year and two previous year's Weighted Average Daily Membership (WADM).

Although the state does give schools an initial allocation, that amount can increase or decrease based on the state budget available and the October WADM for each school.

Deer Creek Schools' initial allocation is based on the FY24 WADM of 11,567.33 and the adjusted initial factor of \$4,199.77.

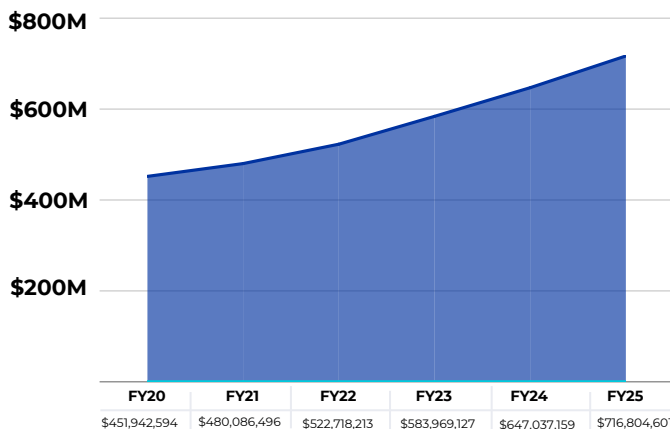
Fiscal Year	2022	2023	2024	2025
Weighted Average Daily Membership	9,661.31	10,202.57	11,007.38	11,567.33
Average Daily Membership	6,730.87	7,241.77	7,631.89	7,890.81
Funding Factor	\$3,390.98	\$3,797.74	\$4,161.92	\$4,199.77

NET ASSESSED VALIDATION

Deer Creek's net assessed validation has grown by an average of


9%

annually over the last five years.



PROPERTY TAXES

With the standard \$1,000 homestead exemption, a property owner with a home worth \$354,888 (the median home value in Deer Creek) pays approximately **\$38,037** in taxes annually. The district receives **\$2,522.90** of these taxes, which is approximately \$210 per month.



BUDGET REVENUE

Total projected Fiscal Year (FY) 25 revenue for the General Fund is \$57,461,185.85 which does not include the \$12,483,067.40 fund balance carried over from FY24.

For FY25, the actual current working budget amount of \$69,944,253.25 is the estimate of needs amount allowed by the independent auditor. The auditor does include the prior year fund balance in the projections, but does limit the actual projected revenues to the 90% level in many categories of funding.

AD VALOREM PROPERTY TAX COLLECTIONS

Oklahoma school districts levy millage rates, which are constitutionally authorized and restricted to a maximum levy. One mill is the equivalent of \$1.00 per \$1,000 of assessed value. School districts cannot vote additional mills for any appropriated fund, except bond funds.

For Deer Creek Schools, the millage rate for the General Fund is **approximately 35 mills**. Counties that have voted to reduce the Household Property Tax from Personal Property are authorized by the constitution to increase the millage rate above the constitutional rate of 35 mills to make the adjustment revenue neutral.

The 35 mills are authorized as follows:

- Local boards of education authorize 15 mills for tax levies. The county apportions 5 mills. Around 2001, our patrons voted to make the 15 mills (10 local support and 5 emergency mills) permanently approved.
- The millage rates are multiplied times the net assessed valuation to determine tax collections for the fiscal year.
- Ad valorem collections are projected at a 100% collection level this year for the District budget while the legal appropriation (Estimate of Needs) level is set at 90% by law for ad valorem collections, county sources, and state dedicated revenue.

The FY25 net assessed property valuation (NAV) of \$716,804,601 increased 10.78% from the FY24 valuation, which was \$647,037,159.

STATE AID

In Oklahoma, school districts receive state funding through an equalized funding formula.

The formula requires the District to levy all of the allowable mills to receive the optimum formula monies for the District. Other state-dedicated revenues (preceding year collections) are considered as income along with the property tax collections (current year collections) and are "charged" or subtracted from the amount a district is eligible to receive.

State Aid is allocated based on weighted students using average daily membership, special child count categories, and teacher experience and degree index.

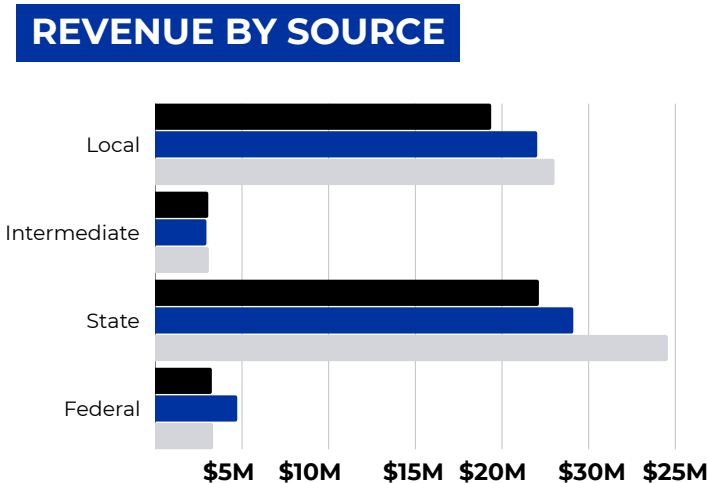
The weighted average daily membership (WADM) will increase this year due to increased enrollment this year. Deer Creek Schools' projection for State Aid is based on the high weighted average daily membership (WADM) of the previous two years and this year, whichever is higher and will be recalculated as follows:

- State Aid will be re-calculated in January after updated current year ad valorem collections and updated current year, first nine-week attendance, special child count category numbers and teacher index numbers.
- Prior year state dedicated revenue collections (for chargeable income) will be used.

FEDERAL REVENUE

Federal programs are primarily reimbursement programs. The District expends and is then reimbursed as claims are filed by the District. Most federal programs allow carryover monies. The carryover monies become a part of the next year's budget, available for expenditure.

REVENUE BY SOURCE



■ 2022 ■ 2023 ■ 2024

	2022	2023	2024
LOCAL	\$19,375,878.43	\$22,032,207.82	\$23,033,868.93
INTERMEDIATE	\$3,054,371.19	\$2,948,752.29	\$3,088,572.01
STATE	\$22,129,611.59	\$24,113,370.62	\$29,568,402.12
FEDERAL	\$3,260,466.48	\$4,726,177.10	\$3,335,719.67

ANNUAL REVENUE TOTALS

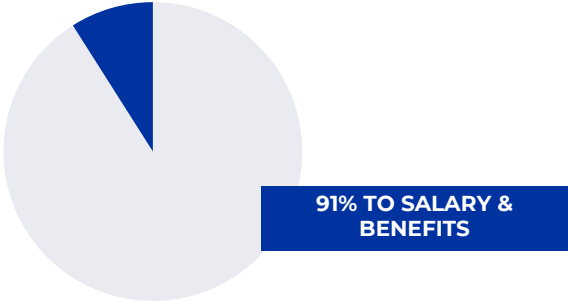
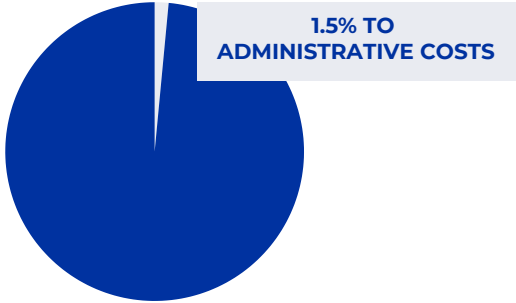
2022	2023	2024
\$54,708,324.13	\$61,926,007.40	\$71,636,213.09

EXPENDITURES

ADMINISTRATIVE COSTS

Deer Creek's administrative costs accounted for 1.50% of our expenditures for fiscal year 2022-2023.

This is calculated under Title 70 O.S. Sec 18-124. Districts have percent limitations on administrative costs. If a district exceeds the allowable administrative costs the district's state aid will be reduced the following year. We are allowed five percent by law.



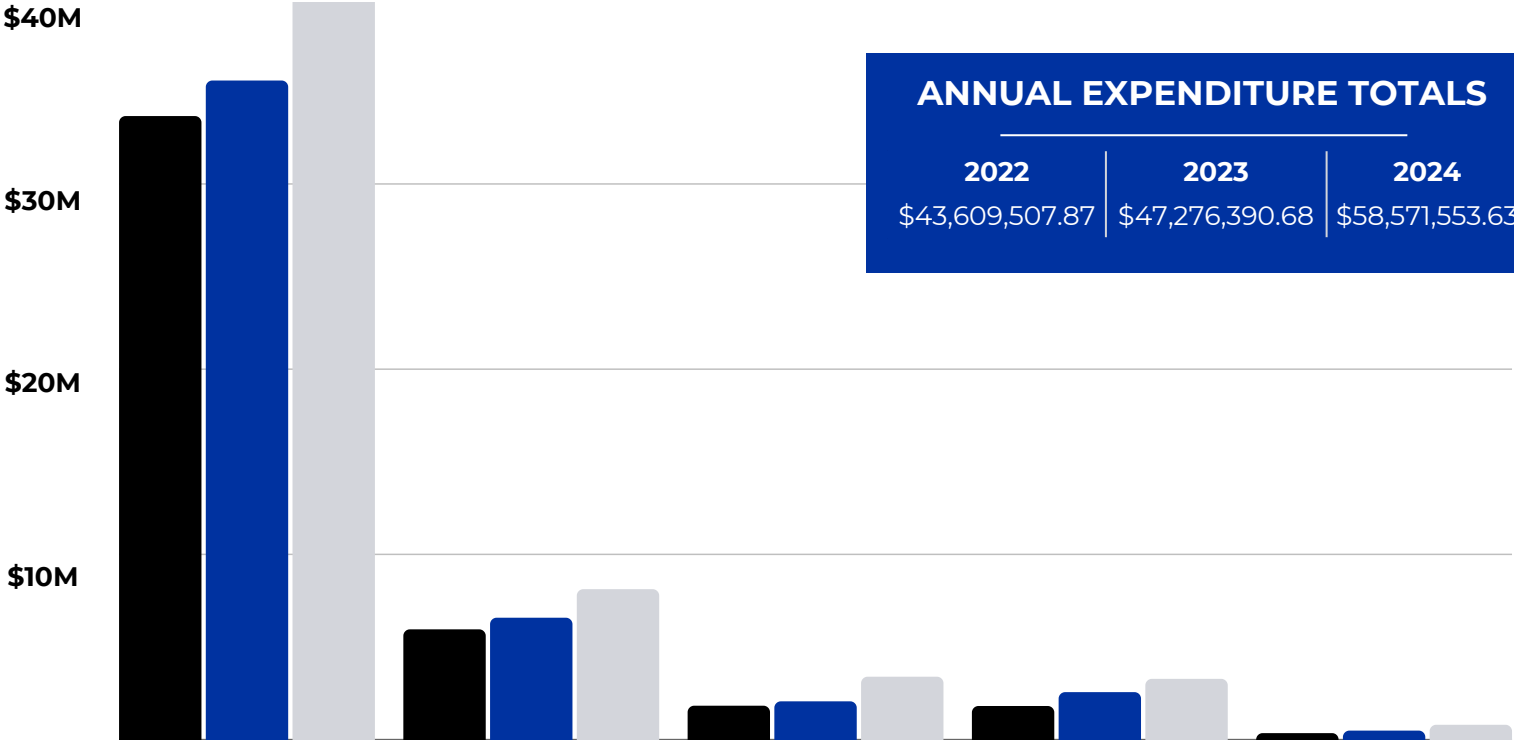
GENERAL FUND USE

The General Fund provides direct and support services for all students enrolled in the district. This includes salaries/benefits, instructional supplies and materials, equipment, utilities, insurance, other costs.

School districts typically spend 80 to 95 percent of the General Fund on salaries and benefits. **91% of Deer Creek's General Fund is spent on salaries and benefits.**

EXPENDITURES

■ 2022 ■ 2023 ■ 2024



ANNUAL EXPENDITURE TOTALS		
2022	2023	2024
\$43,609,507.87	\$47,276,390.68	\$58,571,553.63

	INSTRUCTION & STUDENT SUPPORT	ADMINISTRATION	OPERATIONS	STUDENT TRANSPORTATION	OTHER
■ 2022	\$33,666,250	\$5,952,339.28	\$1,829,051.26	\$1,813,363.61	\$348,504
■ 2023	\$35,584,609	\$6,579,751.76	\$2,065,215.02	\$2,561,871.72	\$484,944
■ 2024	\$42,977,730	\$8,120,522.06	\$3,394,797.76	\$3,278,586.13	\$798,710



**20
24**

DEERCREEKSCHOOLS.ORG