

Scissors - A pre-writing skill


Scissor cutting helps a Child learn to use two hands together in a coordinated manner.

Holding scissors correctly.
Thumbs up! Tip up! The thumb is in the small hole. The middle and ring fingers are through the big hole. The index finger rests on the outside of the scissors.




Cutting skills need to be taught in steps!


1. Start with rolls of play dough or clay.



2. Cut narrow strips of paper with lines.



3. Move to longer lines.



4. Cut basic shapes.

