




# Office of Schools

School District U-46 Board of Education  
Elementary Schools Data Update  
March 11, 2024



A picture is worth a  
thousand words







**Dr. Annette Acevedo**  
Assistant Superintendent  
of Schools

## The Office of Schools

### EXECUTIVE DIRECTOR NETWORK



High School Network	Middle School Network	Bartlett Network	Elgin Network	Larkin Network	South Elgin Network	Streamwood Network
Interim: Art Fessler	Ms. Julie Shumaker	Dr. Kyle Bunker	Ms. Yvette Gonzalez-Collins	Ms. Sarah Rabe	Ms. Mary Sturgill	Ms. Teresa Winters
Office Larkin: A14C	Office: Canton C221	Office: Sycamore Trls 180	Office: Lord's Park C145	Office: Creekside 123	Office: Liberty 113	Office: Parkwood 102
W: 847-888-5200 X5654	W: 630-213-5525 X5659	W: 630-213-5632 X5664	W: 847-888-5360 X5670	W: 847-289-6270 X5673	W: 630-540-7680 X5676	W: 630-213-5595 X5680
M: 847-404-5443	M: 847-800-1141	M: 847-754-0685	M: 224-239-4755	M: 847-890-5268	M: 224-803-4814	M: 847-468-5394
Bartlett HS	Abbott MS	Centennial	Channing	Century Oaks	Bartlett	Glenbrook
Central School Programs	Canton MS	Horizon	Coleman	Creekside	Clinton	Hanover Countryside
DREAM Academy	Eastview MS	Laurel Hill	Huff	Harriet Gifford	Fox Meadow	Heritage
Elgin HS	Ellis MS	More at Four	Lincoln	Highland	Liberty	Hilltop
Larkin HS	Kenyon Woods MS	Ontarioville	Lords Park	Hillcrest	Nature Ridge	Oakhill
South Elgin HS	Kimball MS	Prairieview	McKinley	Illinois Park	Otter Creek	Parkwood
Streamwood HS	Larsen MS	Spring Trail	O'Neal	Independence	Wayne	Ridge Circle
	Tefft MS	Sycamore Trails	Timber Trails	Lowrie	Willard	Sunnydale
				Washington		

# Table of Contents

**01.** Office of Schools  
Overview

**03.** Snapshot  
Elementary Data  
- 4th Grade

**02.** U-46 Rising/Rigor  
Diagnostic Update

**04.** Next Steps

# Theory of Action/Office of Schools

01

Our team exists to support school leaders to **build effective systems and structures** by:

- Dedicating our time to build on strengths of their practice through focused **coaching, support, professional learning, and actionable feedback**
- Bridging and integrating **central office and school teams** toward **aligned priorities, 45-day goals, and actions**
- Facilitating, promoting and advocating for the alignment of the **U-46 vision, policies, and instructional strategies** that impact student growth and equitable outcomes

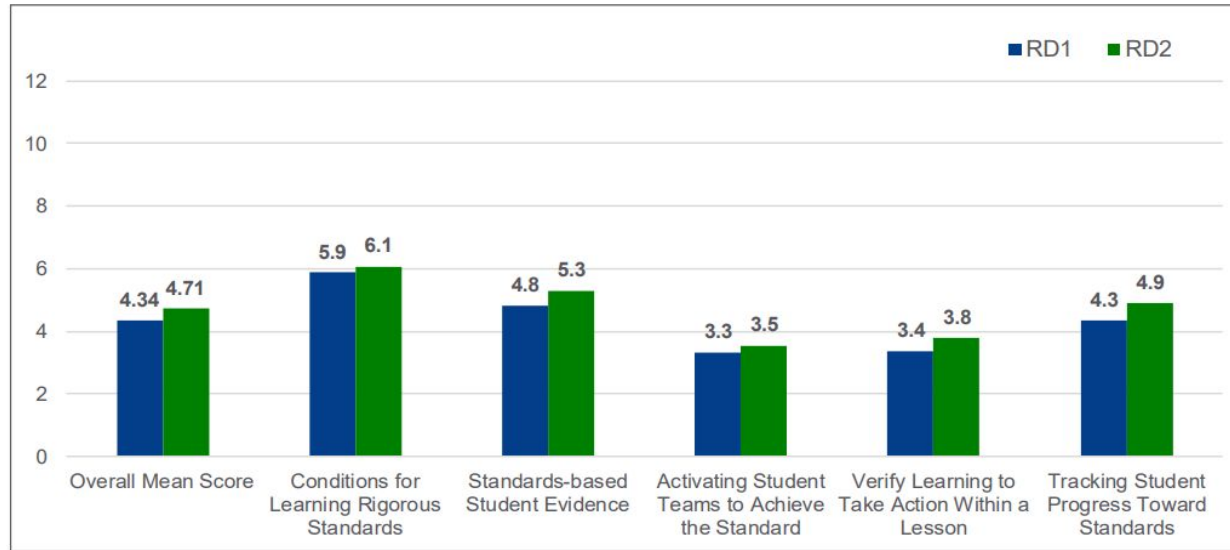
So that all students are proficient or above on **grade level standards** and graduate **college and career ready**.

**U-46**  
**Rising/Rigor**  
**Diagnostic**  
**Update**



# Rigor Diagnostics/Appraisals SY23-24

## Average Rigor Appraisal Scores (Scale 1-12)



- During the second Rigor Appraisal
  - All pillar scores increased since the first Appraisal
  - Conditions for Learning Rigorous Standards had the highest average pillar score (6.1)
  - Activating Student Teams to Achieve the Standard had the lowest average pillar score (3.5)

# Middle of the Year 2024 Taxonomy

## Observed Taxonomy Levels



Taxonomy Level Most Often Seen in Student Work

Taxonomy Level Most Often Seen in Student Work		
Knowledge Utilization		
Analysis		
Comprehension		
Retrieval		
No Student Work	RD1	RD2

Taxonomy Levels Seen in Student Work

	RD 1	RD 2
Knowledge Utilization	0%	1%
Analysis	3%	5%
Comprehension	27%	31%
Retrieval	49%	47%
No Student Work	22%	16%

- During the second Rigor Appraisal,
  - Student work was not observed in 16% of classrooms
  - Retrieval was the taxonomy level seen most frequently in student work (47% of classrooms)
  - Comprehension was observed in 31% of classrooms
  - Analysis was observed in 5% of classrooms
  - Knowledge Utilization was observed in 1% of classrooms



# Celebrating High Implementation

School	SfRE	Network	Rigor Diagnostic Walk Average (RD1, RD2)		Activating Student Teams (RD1, RD2)	
WILLARD ELEMENTARY	Y	South Elgin Network	6.60	7.80	4.80	7.00
LORDS PARK ELEMENTARY	N	Elgin Network	5.30	6.60	4.50	5.50
PARKWOOD ELEMENTARY	Y	Streamwood Network	5.10	6.10	4.00	5.50
RONALD D O'NEAL ELEMENTARY	N	Elgin Network	5.70	6.20	5.50	5.30
ONTARIOVILLE ELEMENTARY	N	Bartlett Network	3.70	5.80	3.50	5.30
CHANNING ELEMENTARY	Y	Elgin Network	5.60	6.40	5.00	5.30
MCKINLEY ELEMENTARY	N	Elgin Network	5.30	6.10	5.00	5.00
SYCAMORE TRAILS ELEMENTARY	N	Bartlett Network	4.50	5.50	3.30	5.00
KENYON WOODS MIDDLE SCHOOL	N	Middle School Network	3.50	5.40	3.30	5.00
TIMBER TRAILS ELEMENTARY	Y	Elgin Network	4.80	5.90	3.50	5.00
BARTLETT ELEMENTARY	N	South Elgin Network	4.80	5.70	4.30	4.80
COLEMAN ELEMENTARY	Y	Elgin Network	5.10	5.80	3.80	4.80
LAUREL HILL ELEMENTARY	Y	Bartlett Network	5.30	5.70	4.30	4.80
WAYNE ELEMENTARY	N	South Elgin Network	4.70	6.20	3.80	4.50

Above the District Mean

1 SD above the District Mean

Top 25 %

# District Comparisons

## District-wide Average

Rigor Diagnostic Walk Average	
RD1	RD2
4.34	4.71

Activating Student Teams	
RD1	RD2
3.3	3.5

## High Implementation Sites

Rigor Diagnostic Walk Average	
RD1	RD2
5.00	6.09

Activating Student Teams	
RD1	RD2
4.19	5.20

# Correlations and Connections

Rigor Diagnostic/  
Rigor Walks

01

02

Implementation  
of Instructional  
Levers

# Snapshot Elementary Data:

## Winter 2023 Common Assessments

### 4th Grade

- Math
- ELA

\*Data as of 2/13/2024

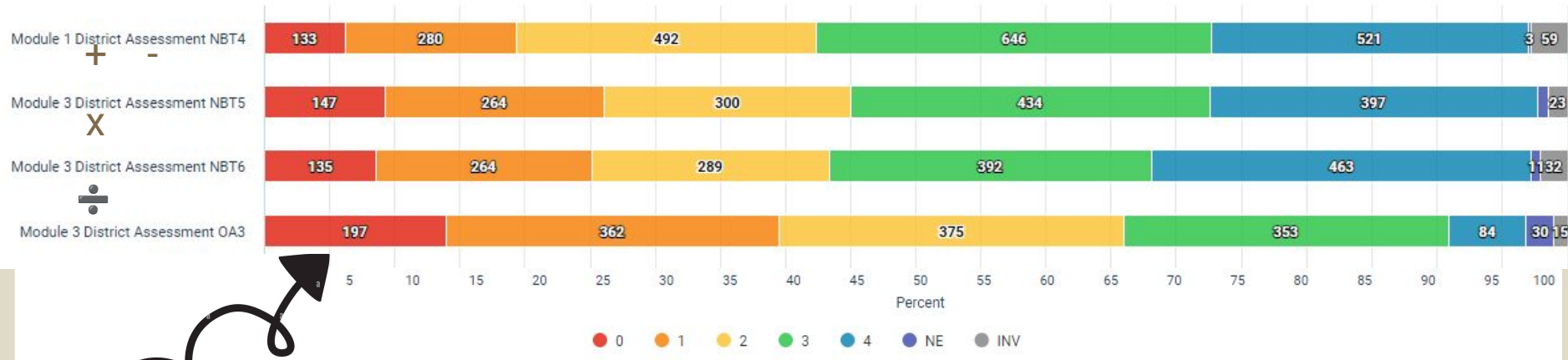






# 4th Grade Math

# 4th Grade Math - District Proficiency

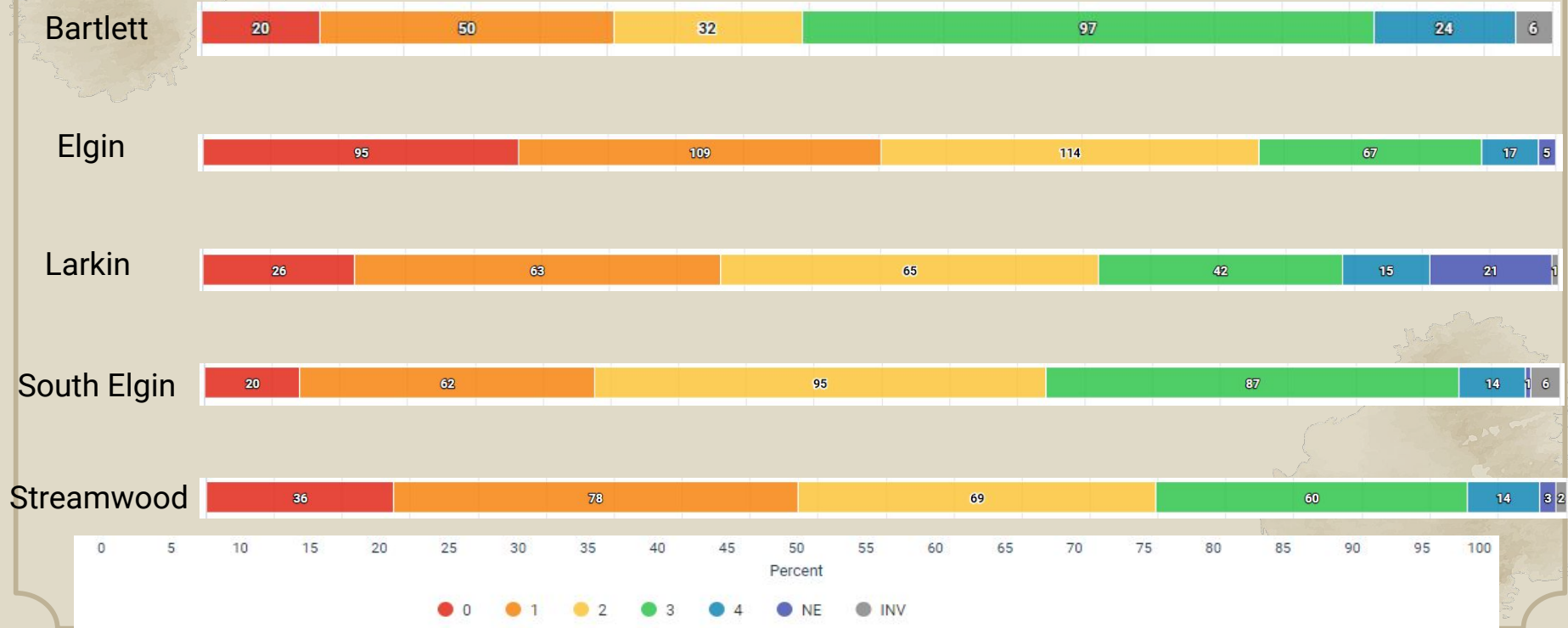


## 4.OA.3 - Solve word problems

**Example:** The high school art teacher has 4 cases of crayons with 28 boxes in each case. The elementary school art teacher has 3 cases of crayons with 35 boxes in each case. How many total boxes of crayons do both teachers have?

# 4th Grade Math - Network Comparison

## 4.OA.3 Solve Word Problems





# 4th Grade Literacy



# DLB F&P: % That Met or Exceeded Expectations


## ENGLISH

WINTER  
1054/2050



## SPANISH

WINTER  
225/888



# 4th grade Winter % Meeting or Exceeding by Network








	Winter	
Network	English	Spanish
Bartlett - 507	222/383 (58%)	9/51 (18%)
Elgin - 535	231/522 (44%)	79/328 (24%)
Larkin - 434	190/396 (48%)	63/245 (26%)
South Elgin - 546	257/404 (64%)	24/84 (29%)
Streamwood - 462	154/345 (45%)	50/180 (28%)



# Learning Renewal Interim Assessment Achievement (LRIAA)

# Learning Renewal - Teacher Report

## Operations and Algebraic Standards

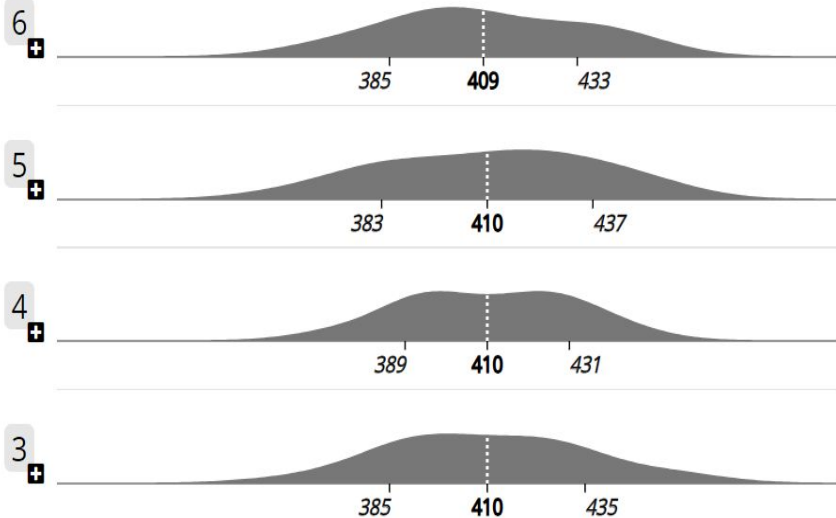
Item Number	15	14	6	29	3	30	16
Standard	OA.1	OA.2	OA.3	OA.3	OA.4	OA.4	OA.6
Correctness							



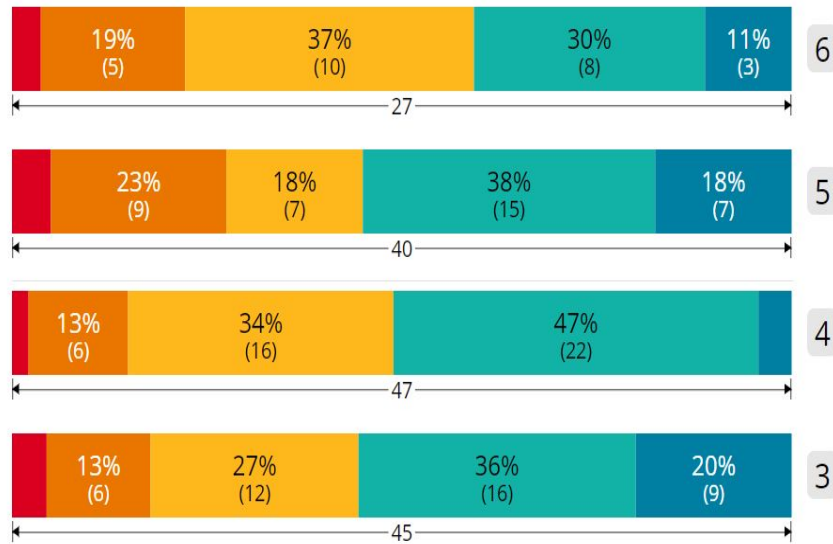
# Learning Renewal - Administrator Report

## Grade Level View

Status by Grade



Performance Levels by Grade



# 3rd-6th Reading LRIAA

## % Meets/Exceeds LRIA Reading

YR/ADMIN ▲	
SUBJECT ⇅	<u>23-24 FALL</u>
Reading	30.9 %

## % Meets/Exceeds IAR ELA

	YEAR ▲				
SUBJECT ▼		<u>2018-2019</u>	<u>2020-2021</u>	<u>2021-2022</u>	<u>2022-2023</u>
English Language Arts		<u>25.1%</u>	<u>17.1%</u>	<u>19.4%</u>	22.2 %

## Performance Levels on LRIA Reading



# 3rd-6th Math LRIAA

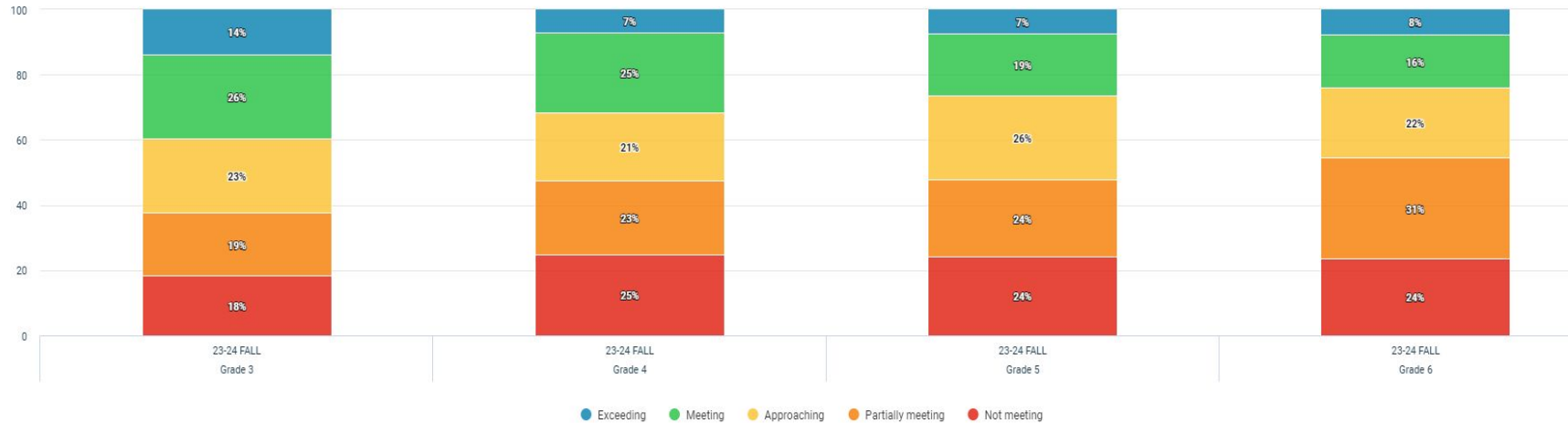
## % Meets/Exceeds LRIA Math

YR/ADMIN ▲	
SUBJECT ▼	<u>23-24 FALL</u>
<u>Mathematics</u>	<b>30%</b>

## % Meets/Exceeds IAR Math

YEAR ▲				
SUBJECT ▼	<u>2018-2019</u>	<u>2020-2021</u>	<u>2021-2022</u>	<u>2022-2023</u>
<u>Mathematics</u>	<u>26.8%</u>	<u>17.3%</u>	<u>20.5%</u>	<b>21.7%</b>

## Performance Levels on LRIA Math



Next Steps



# What's Next?

- Ongoing coaching visits between Executive Directors and Principals that includes:
  - Actionable feedback aligned to goals and focus areas within the Rigor Walk rubric
  - Weekly Rigor Walks
  - Data analysis and monitoring (e.g., Rigor Walk, interim assessments and common assessments)
- Collaboration with the Teaching and Learning Department/Curriculum and Instruction on sharing common assessment compliance data
- Professional development during monthly Principal/Assistant Principal meetings aligned to Network goals and Office of Schools focus areas:
  - Leadership Development
  - Core Instruction
  - Conditions for Learning/Culture and Climate
- Principal Supervisor Academy for Executive Directors

# ¡Gracias! Thank You!

# ?

- Questions



CREDITS: This presentation template was created by **Slidesgo**, including icons by **Flaticon**, infographics & images by **Freepik**