



# Full Day Kindergarten Update

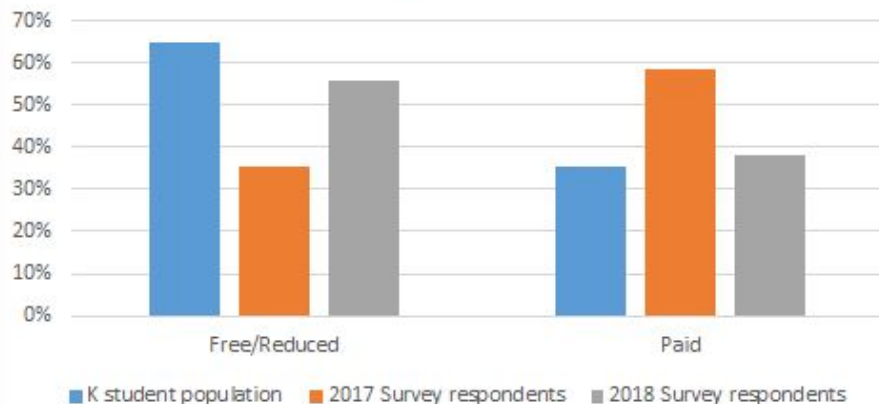
## July 23, 2018

- Year-end survey results for parents and teachers
- Academic results
  - KIDS assessment
  - Differentiated Literacy Battery (DLB)
- Readiness data for incoming students

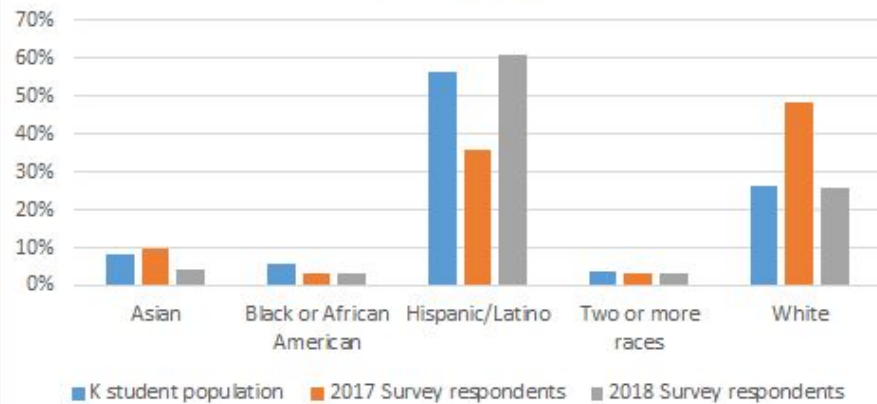
# FDK survey response rates

	2017	2018
Overall parent response rate	20.7%	41.0%


Full Day K parent survey responses by lunch status



Full Day K parent survey responses by race/ethnicity



# Family Survey Results



## Family Survey

What feedback did family members have for their school?

### Family-School Relationships Survey

1,018 responses | [show breakdown](#)

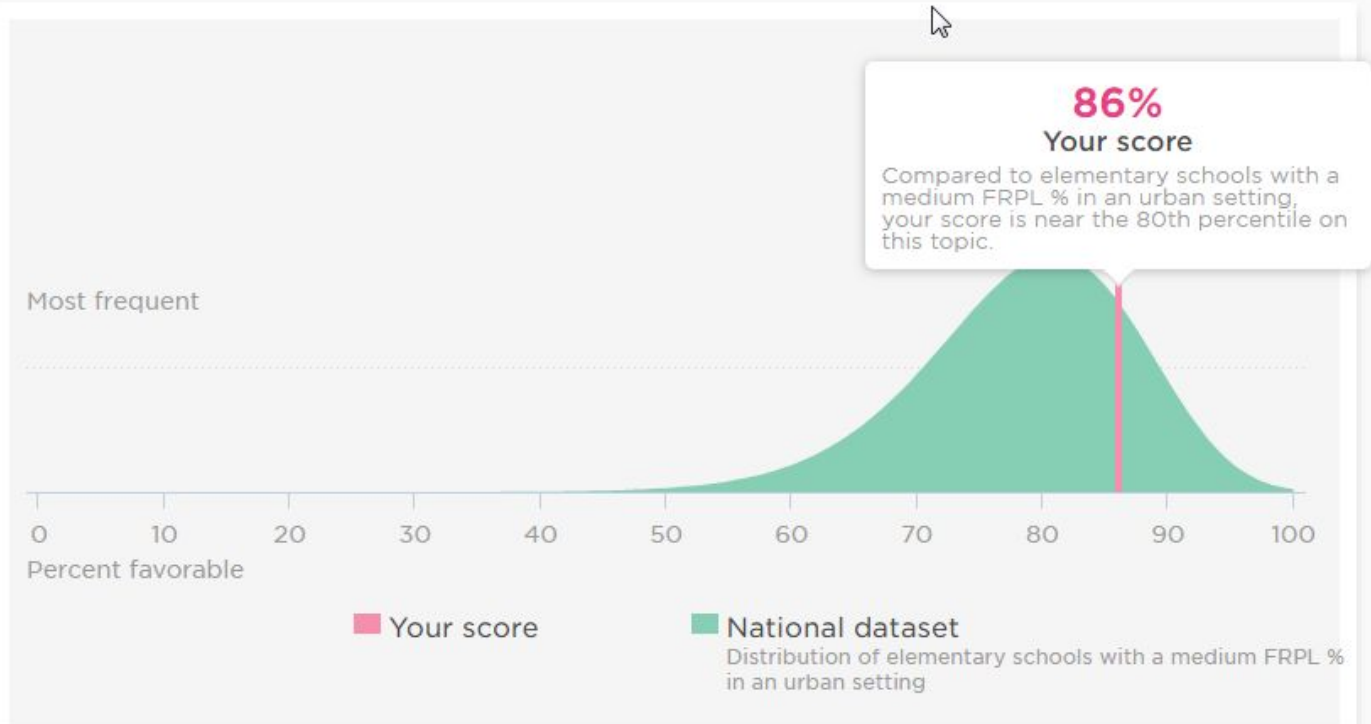
Save as PDF

Topic	Percent Favorable	Compared to others nationally	Change since Spring 2017
Barriers to Engagement	87%	 60th-79th percentile	2
School Climate	86%	 80th-99th percentile	3 Greatest increase
School Fit	78%	 80th-99th percentile	1
Family Support	71%	 20th-39th percentile	4
Family Engagement	18%	 40th-59th percentile	8

# FDK Family Survey Results

## School Climate

Compared to Elementary School - Medium FRPL - Urban Locale



# FDK Family Survey: School Climate

## QUESTION

▼ Overall, how much respect do you think the teachers at your child's school have for the children?

**93%**

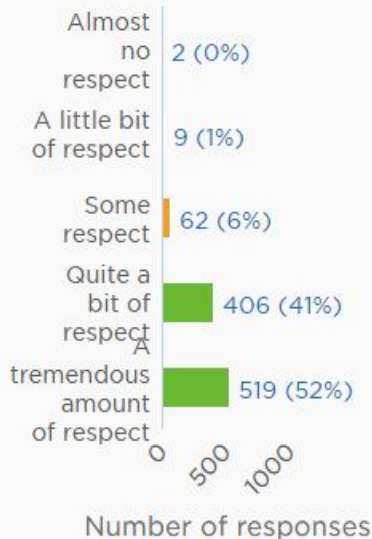
responded favorably

▲ 2

from Spring 2017



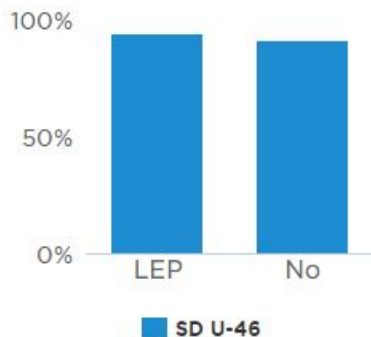
## Answer distribution



## Breakdown by ELL Status



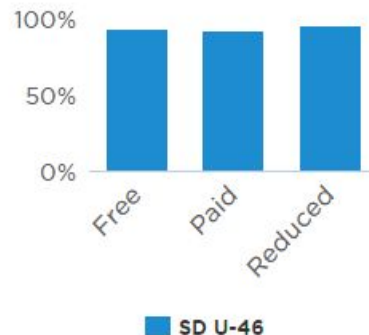
Percentage favorable responses for this question



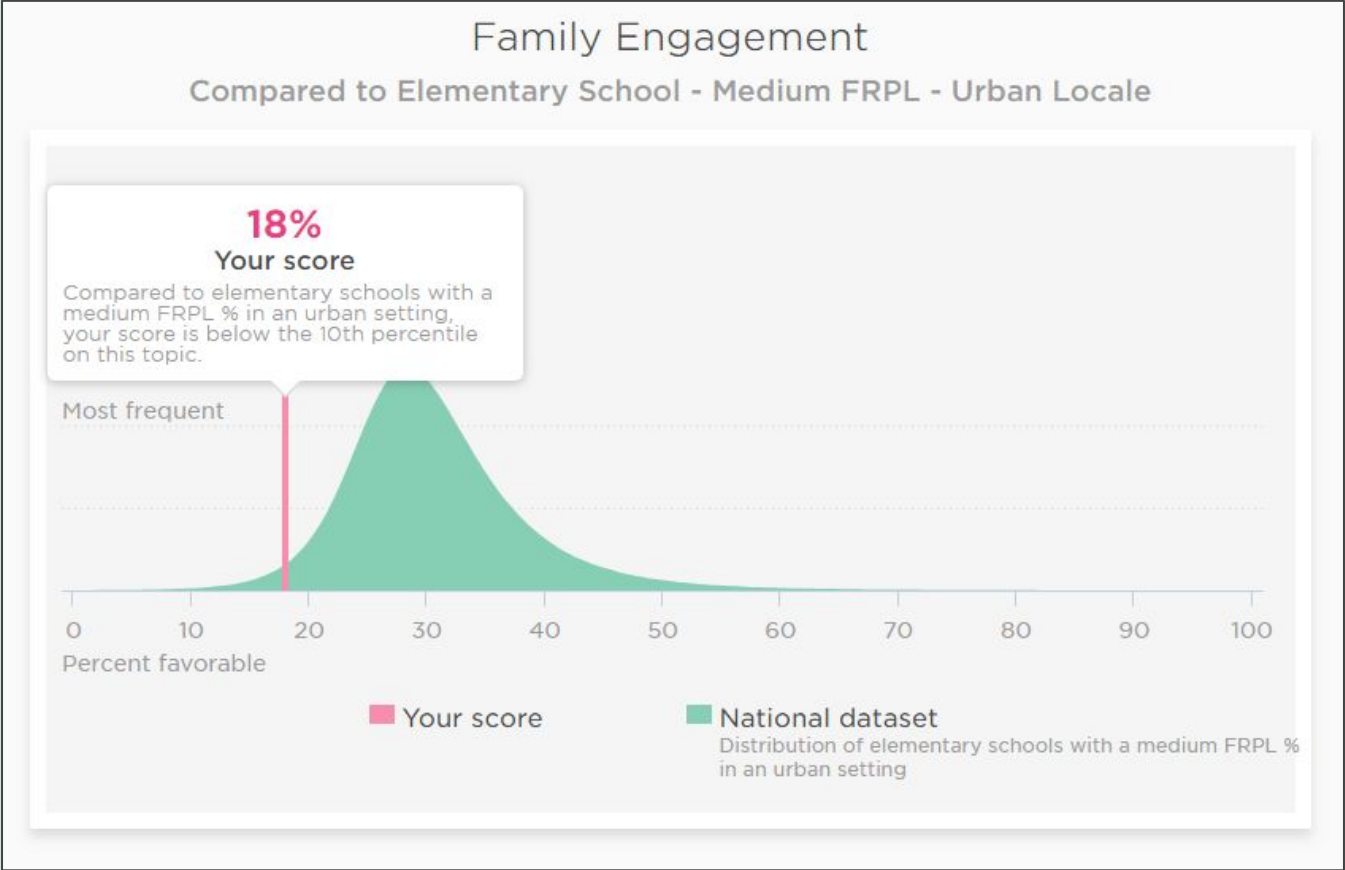
## Breakdown by FRPL Status



Percentage favorable responses for this question



# FDK Survey Results: Family Engagement



# FDK Survey Results: Family Engagement

## QUESTION

▼ In the past year, how often have you visited your child's school?

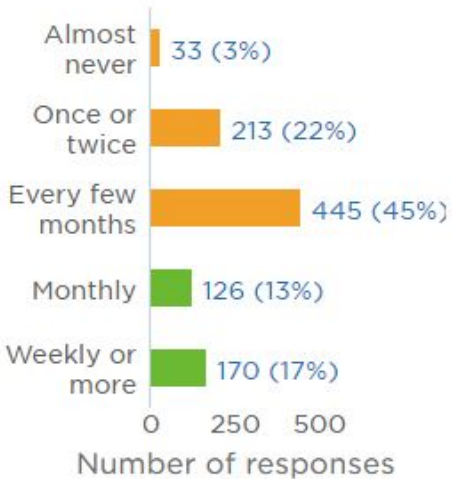
**30 %**  
responded  
favorably

▼ 12

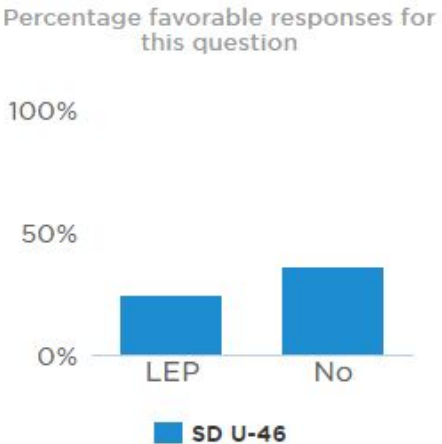
from Spring 2017



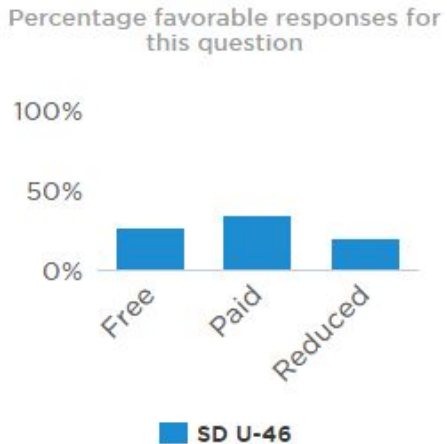
## Answer distribution



## Breakdown by ELL Status



## Breakdown by FRPL Status



# FDK Survey Results: Family Support

## QUESTION

▼ How often do you help your child engage in activities which are educational outside the home?

**60 %**

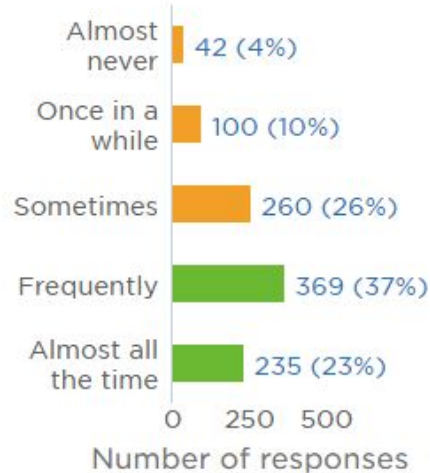
responded  
favorably

▼ 14

from Spring 2017



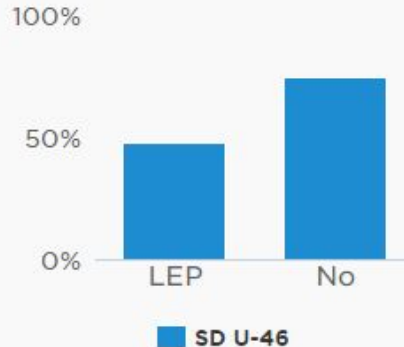
## Answer distribution



## Breakdown by ELL Status



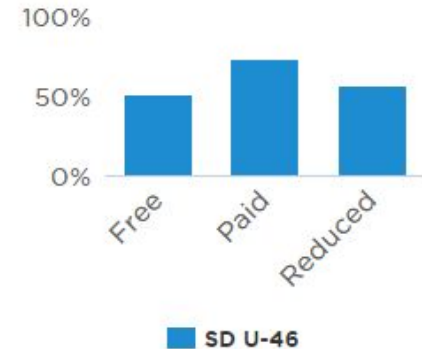
Percentage favorable responses for this question



## Breakdown by FRPL Status



Percentage favorable responses for this question





# FDK Family Survey: Free Response Questions

What is the biggest obstacle that prevents you from getting more involved at your child's school? ?



# Teacher Survey Results


















## Teacher Survey

What feedback did teachers & staff have for their school?

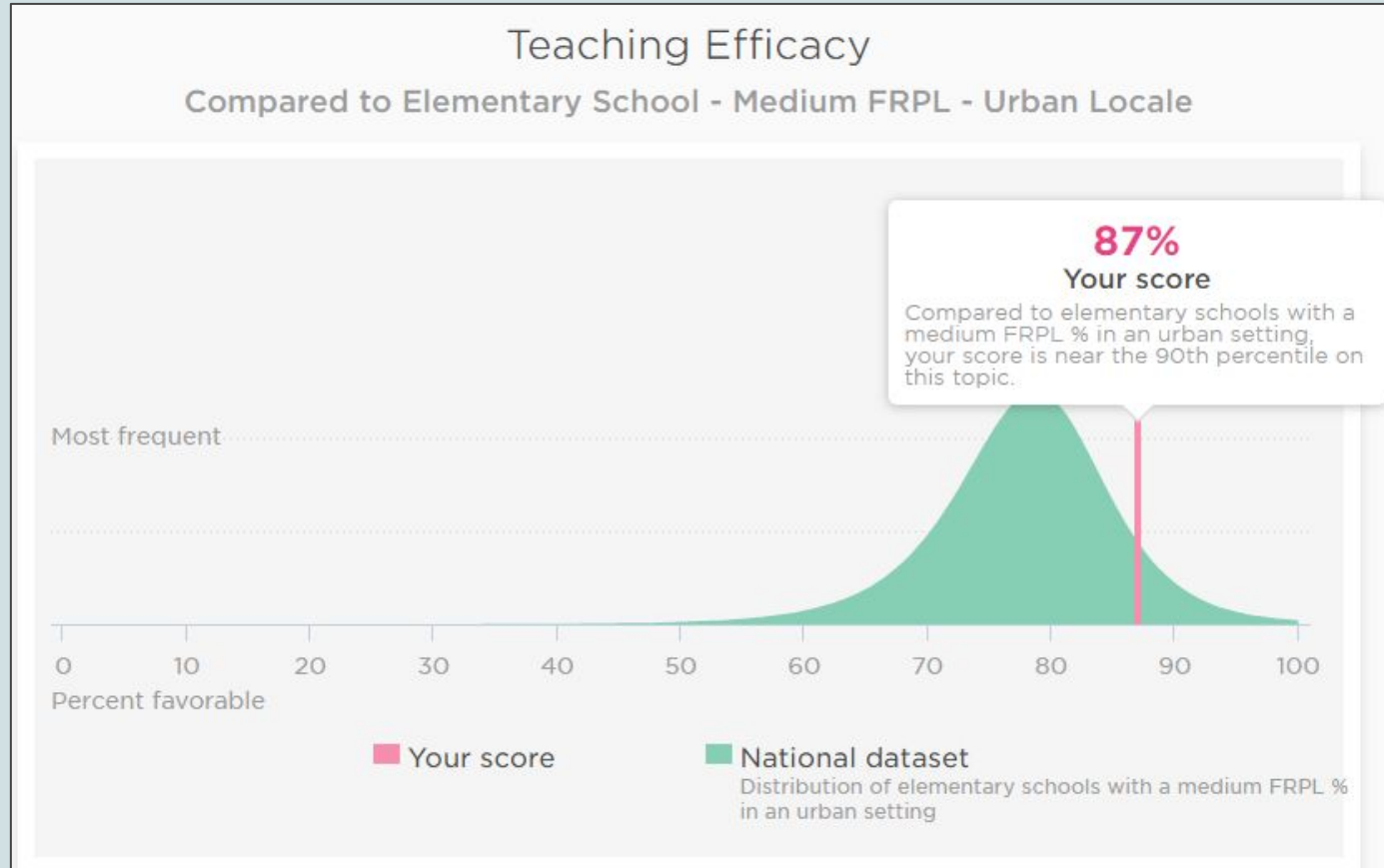
### Panorama Teacher Survey

91 responses

 Save as PDF

Topic	Percent Favorable ?	Compared to others nationally ?	Change since Spring 2017 ?	
Teaching Efficacy	87% 	 80th-99th percentile	▲ 5	
School Climate	83% 	 80th-99th percentile	▲ 1	
Faculty Growth Mindset	69% 	 60th-79th percentile	▲ 5	
Feedback and Coaching	60% 	 60th-79th percentile	▲ 2	
Professional Learning	59% 	 60th-79th percentile	▼ 1	

# FDK Teacher Survey: Teaching Efficacy



# FDK Teacher Survey: Teaching Efficacy

How thoroughly do you feel that you know all the content you need to teach?

**87 %**

87% of respondents answered 'Quite thoroughly' or 'Extremely thoroughly'

**▲ 10**

10 percentage points higher than result for same question in Spring 2017.

When one of your teaching strategies fails to work for a group of students, how easily can you think of another approach to try?

**93 %**

93% of respondents answered 'Quite easily' or 'Extremely easily'

**▲ 10**

10 percentage points higher than result for same question in Spring 2017.

# FDK Teacher Survey: Free Response

What are the most positive aspects of working in the full day kindergarten program?



Filter by Theme:



# KIDS measures assessed in U-46



## Approaches to Learning

- Curiosity and Initiative in Learning
- Self-Control of Feelings and Behavior
- Engagement and Persistence
- Shared Use of Space and Materials

## Social and Emotional Development

- Social and Emotional Understanding
- Relationships and Social Interactions with Familiar Adults
- Relationships and Social Interactions with Peers
- Symbolic and Sociodramatic Play

## Physical Development

- Gross Locomotor Movement Skills

## Language and Literacy Development

- Communication and Use of Language
- Reciprocal Communication and Conversation
- Comprehension of Age-Appropriate Text
- Phonological Awareness
- Letter and Word Knowledge
- Emergent Writing

## Cognition: Math

- Classification
- Number Sense of Quantity
- Number Sense of Math Operations
- Shapes

## Cognition: Science

- Documentation and Communication of Inquiry
- Knowledge of the Natural World

# KIDS

(Kindergarten Individual Development Survey)

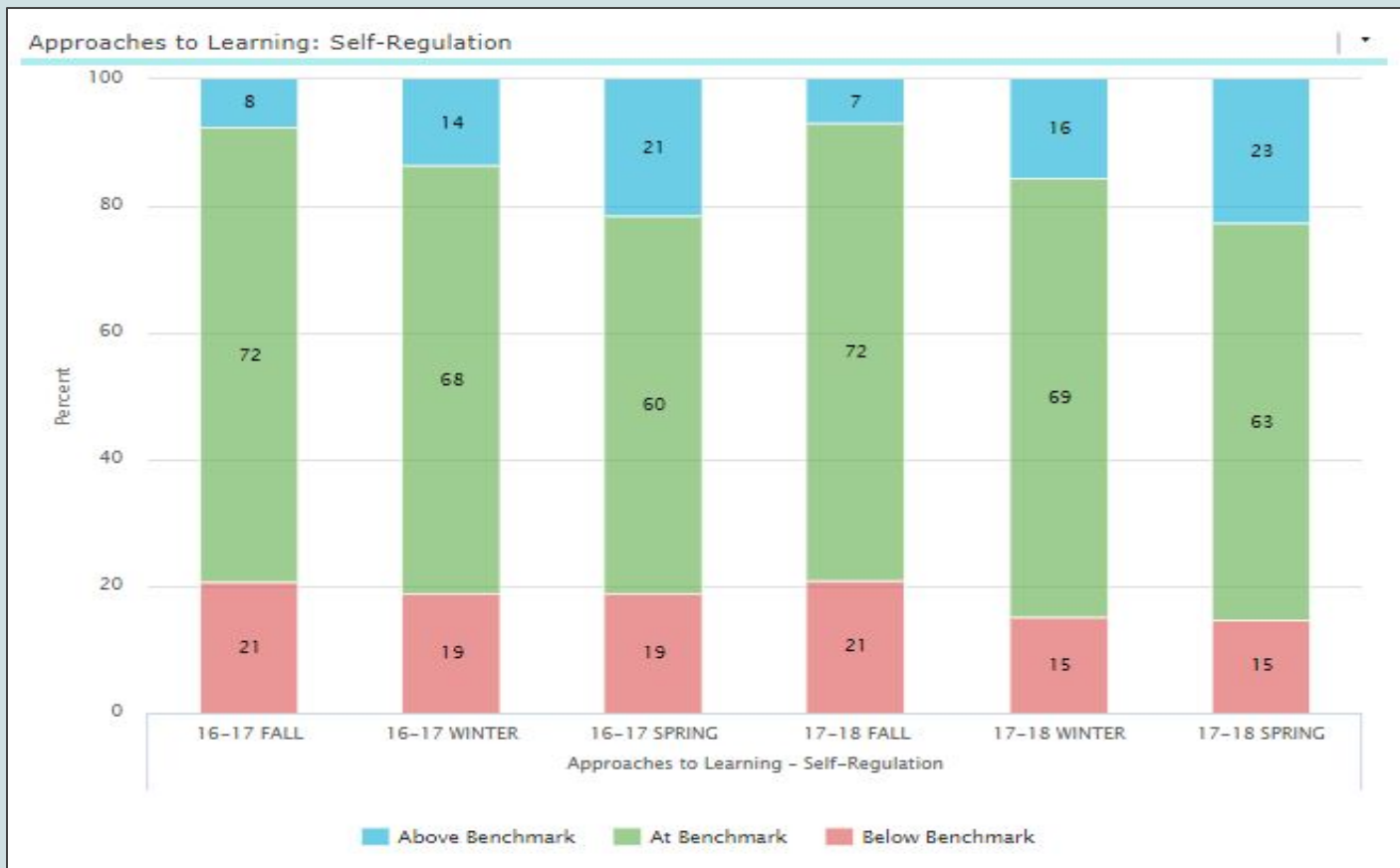
## Rubric Levels and Benchmarks

	Fall	Winter	Spring
Building Early	Below	Below	Below
Building Middle	At	Below	Below
Building Late	At*	At	Below
Integrating Earlier	Above	At	At**
Integrating Middle	Above	Above	At
Integrating Late	Above	Above	Above

\*Assessment Office adjusted from Above to At

\*\* Assessment Office adjusted from Below to At

# KIDS Assessment Results





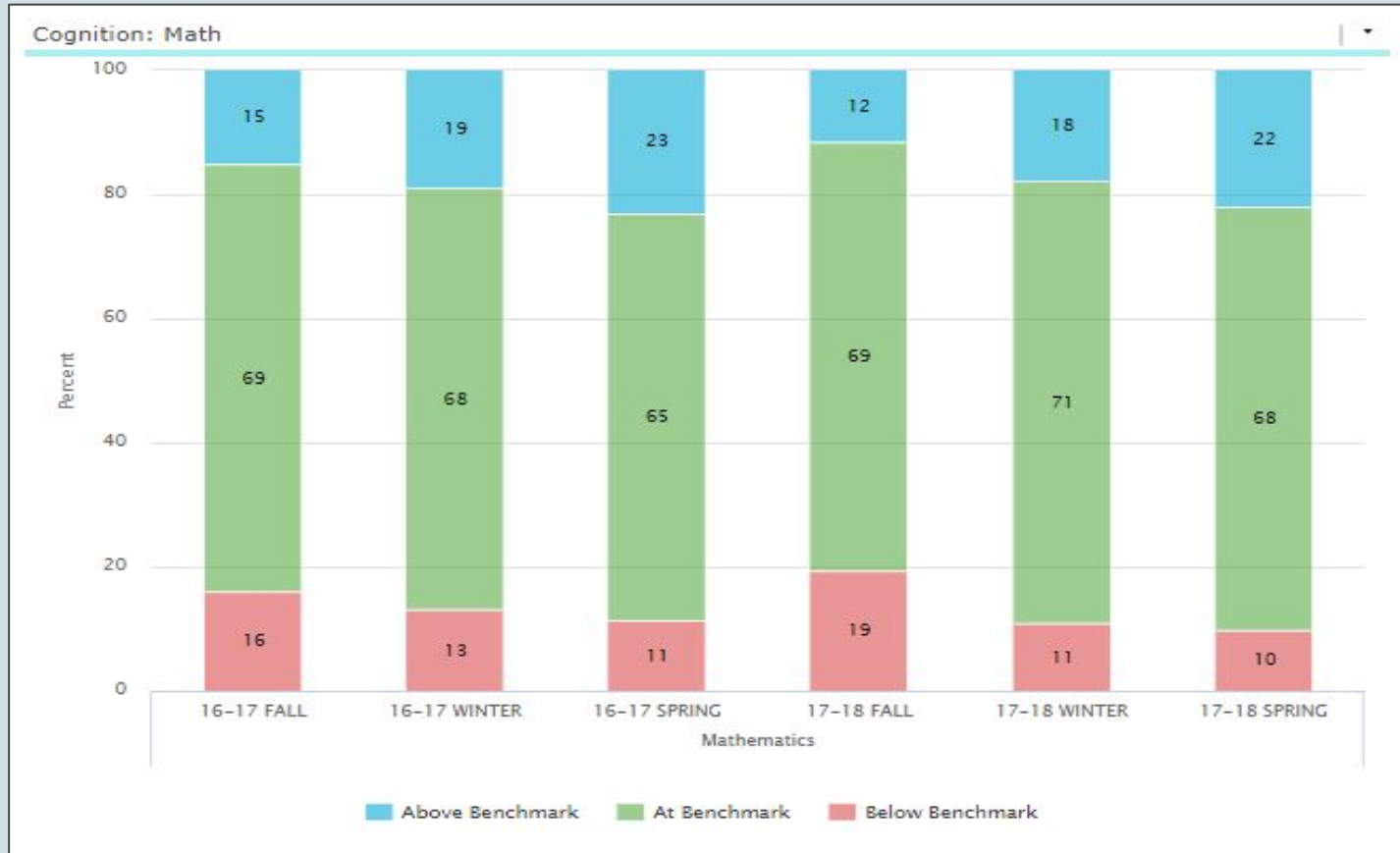
# KIDS Assessment Results



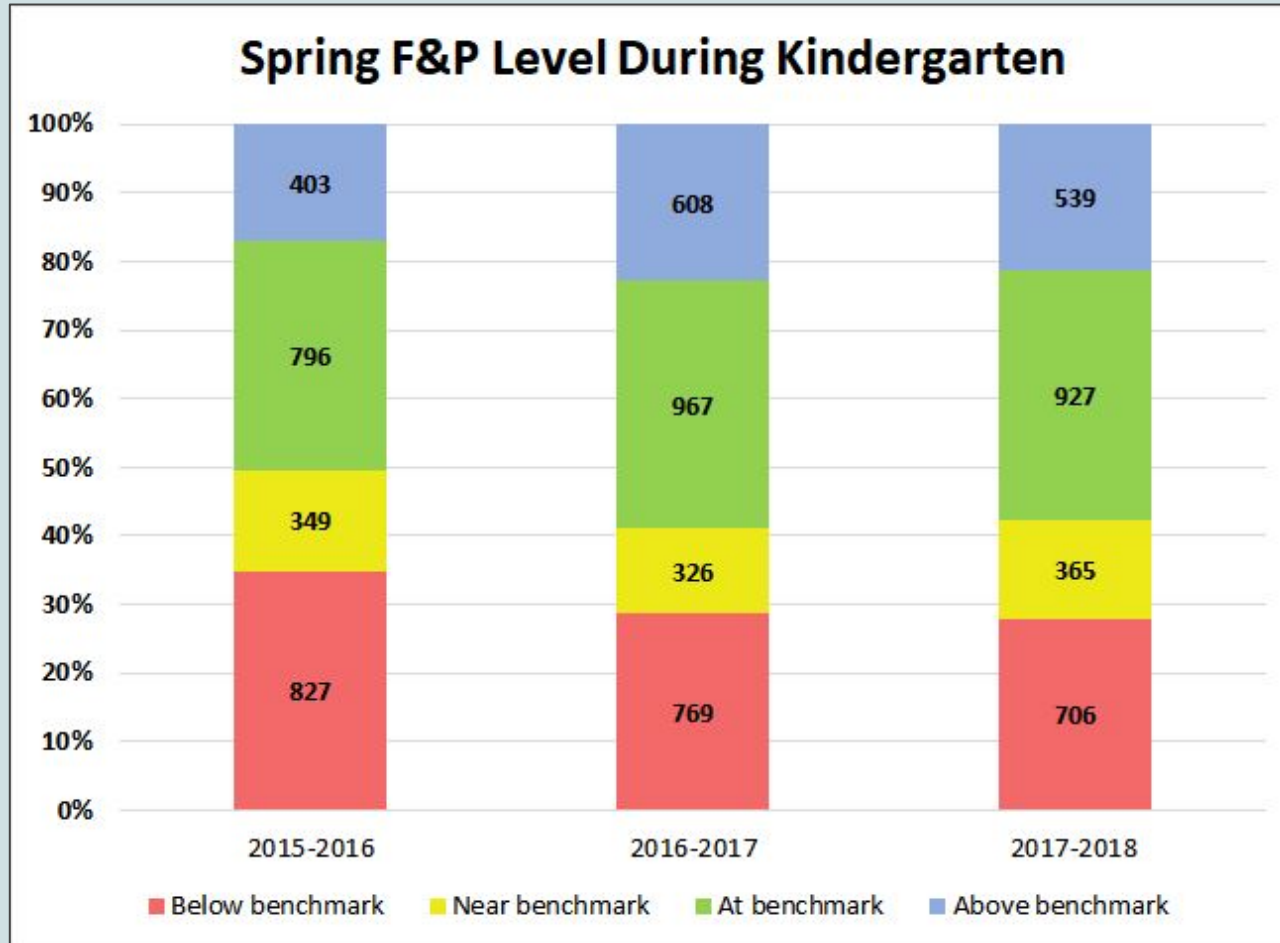
# KIDS Assessment Results



# KIDS Assessment Results



# Differentiated Literacy Battery (DLB) Results



# Readiness data for incoming students

## Group Report Spring 2018



### DRDP (2015) - Preschool



# Aligned readiness measures

Developmental Domain: LLD — Language and Literacy Development

## LLD 9: Letter and Word Knowledge

Child shows increasing awareness of letters in the environment and their relationship to sound, including understanding that letters make up words

Mark the latest developmental level the child has mastered:

Responding		Exploring			Building			Integrating
Earlier	Later	Earlier	Middle ○	Later ○	Earlier ○	Middle ○	Later ○	Earlier ○
Possible Examples		<i>There are no earlier levels for this measure</i>	Demonstrates awareness that pictures represent people or things	Demonstrates awareness of a few common simple symbols in the environment	Demonstrates awareness of a few letters in the environment	Identifies some letters by name	Identifies ten or more letters (not necessarily at the same time); and Shows understanding that letters make up words	Identifies most upper-case letters; and Identifies most lower-case letters; and Shows understanding that a letter corresponds to a sound in words
							X	

6%

8%

12%

22%

32%

20%