




U-46 Driver Education Curriculum

Proposal to Update Curriculum and Resources



Presenters:

Tracey Jakaitis- Student Wellness Coordinator

Andrew Montgomery- Elgin High School Driver Education Teacher

Mark Ribbens- Larkin High School Driver Education Divisional



Purpose

The purpose of this presentation is to propose a change to the Driver Education student and teacher resources, student fees and provide access for fifteen year old students.



Aligned to the District Strategic Plan

Student Achievement Priority #1

We will implement and support a challenging, standards based curriculum across all content areas.




Rationale for Driver Education Resource Update

State Laws and Mandates Have Changed

- 105 ILCS 5/27-24.2 The classroom instruction does include instruction on distracted driving as a major traffic safety issue. (Chapter 8 in new resource)
- As of January 2017, Illinois requires the explicit teaching on how drivers should act during a traffic stop. A section titled "Being Pulled Over by Law Enforcement" is part of the Illinois Rules of the Road handbook and will be updated in 2017. (Chapter 7 in new resource)

Rationale for Providing Driver Education to Fifteen Year Old Students

State Laws and Mandates Have Changed

- 105 ILCS 5/27-24 23 Ill. Admin. Code 252 Q. Driver Education Program The school provides the driver education course to all eligible students that reside within the district (whether enrolled in the school or not) between the ages of fifteen and twenty one who request such course.
 - Student must have a permit for nine months before they can take the driver education test.
 - As of July 1, 2014, Illinois requires all eighteen, nineteen and twenty year-olds to complete six hours of classroom or online driver education before receiving a drivers license.
- 

Rationale for Driver Education Resource Update

Differentiation to Support All Students

- Presentations, quizzes, assignments and data.
- Larger font size and single column layout for greater readability with a Lexile score of 1030 (7th grade).
- Smart phone and online access available for student use in the classroom and at home allowing for immediate feedback.
- Allows for modifications to assignments, presentations and exams for students needing additional scaffolding and supports.

Online Resources Updated Regularly



Differentiated Instructional Support

Wraparound support

Differentiated Instruction

This Teacher's Edition provides numerous teaching strategies and activities to support a diverse student population. The following labels indicate the ability level appropriate for each activity.

L1 For Students with Special Needs

L2 For Less Proficient Readers

L3 For All Students

L4 For Gifted and Talented Students

EL For English Language Learners

Guide Signs

L2 DEMONSTRATE

Explain that a route is not necessarily a single roadway. Use a map to illustrate U.S. Route 66 as it crosses the United States. Give examples of local state routes that involve traveling on several different types of roadways.

L4 APPLY

List the following headings on the board or an overhead transparency: Interstate Route, U.S. Route, State Route, and County/Local Route. Ask students to give examples of roadways in your community that are marked with each kind of route marker shown on the top of page 25.

L3 DEMONSTRATE

Use photographs or slides to illustrate state and county route markers found in your community. Contact your state's department of transportation for visual aids. Point out that some states do not have county routes.

L3 PASSENGER INVOLVEMENT

Point out that when traveling in an unfamiliar area, a driver may have difficulty keeping track of directions. To avoid this problem, a driver should plan the route in advance. Passengers can help by serving as navigators. Passengers can assist the driver in reaching their destination by watching for and interpreting guide signs.

Rationale for Driver Education Fee Update

Current Fees Collected

- Behind the Wheel/Classroom Fee- \$300
- Student Textbook Fee- \$25 (Student keeps textbook)
- Driver Permit Fee \$20 (Paid to Secretary of State)

➤ **TOTAL: \$345**


Proposed Change in Fee Collection

- Behind the Wheel/Classroom Fee- \$300
- Student Workbook Fee- \$12.47 (Student keeps workbook)
- Driver Permit Fee \$20 (Paid to Secretary of State)

➤ **TOTAL \$332.47**



Curriculum Resource Update Process

- Review New State Laws, ROE Mandates and Student Needs
 - Curriculum Resource Review
 - Instructional Cabinet
 - Instructional Council Steering/Instructional Council
 - Board of Education
- 

Resource Cost

Item	Initial Total Cost	Recurring Yearly Cost
Classroom Resources	\$0 (15 Free Sets)	\$0
Student Workbook	<p>300 per site per year= 1,500 workbooks</p> <p>\$12.47 ea. Student Fee (First 500 free the first year= \$6,235 savings)</p> <p>Total: \$12,470 student fees collected year 1</p>	\$18,705 Student Fee
Class Set of Textbooks	<p>40 per site= 200 Textbooks</p> <p>Total Cost \$65.97 ea.= \$13,194</p>	\$0
Spanish Handbook	\$0 (15 Free- 5 per each ELL site)	\$0
Total	\$13,194 District Cost	\$18,705 Paid by Student Fee



