

Full Day Kindergarten Update

July 24, 2017

- Year-end survey results for parents and teachers
- Academic results
 - KIDS assessment
 - Differentiated Literacy Battery (DLB)
- Readiness data for incoming students



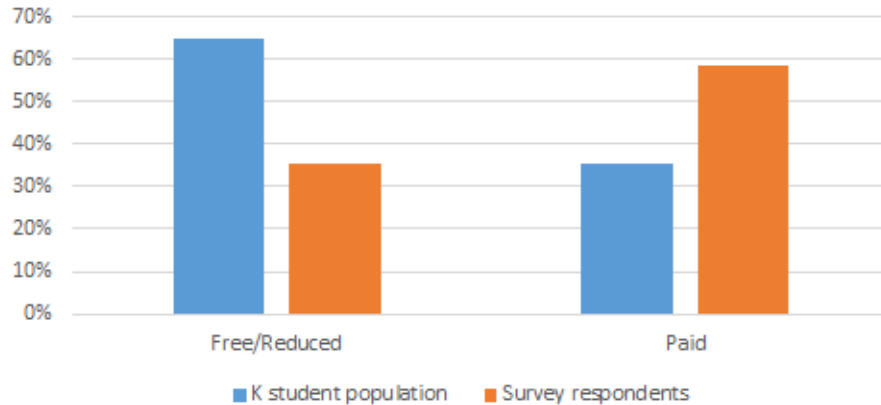
A low-angle shot of green leaves against a bright blue sky with the sun shining through the foliage, creating a lens flare effect.

End-of-Year Survey for Parents, Teachers

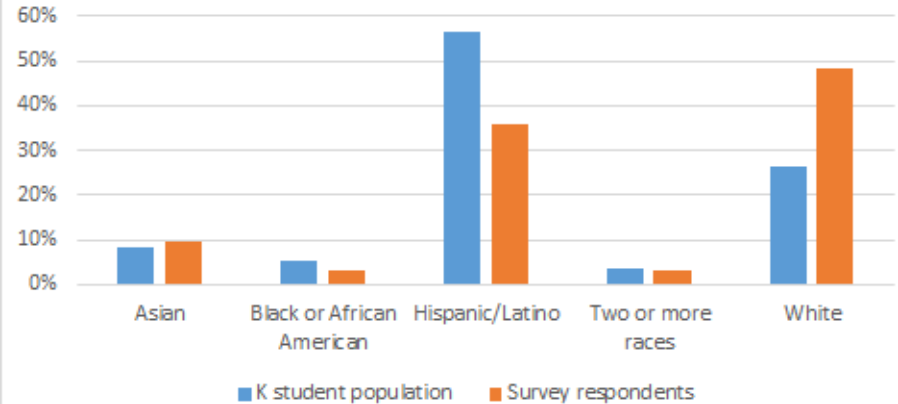
FDK survey response

561 parents completed survey (21%)

Full Day K parent survey responses by lunch status



Full Day K parent survey responses by race/ethnicity



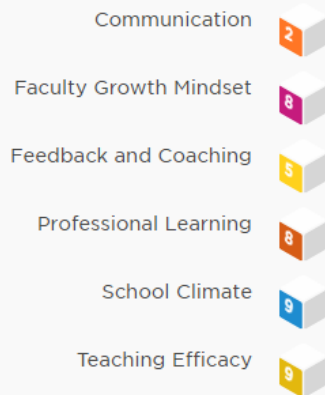
FDK survey topics

What did the surveys measure?

Teachers & Staff

Family Members

About the School




What did the surveys measure?

Teachers & Staff

Family Members

About the School



FDK Family Survey Results

Spring 2017 Family Survey

SD U-46

Summary

Based on **561** family member responses
Click on any topic to view more detailed results.

Barriers to
Engagement

85 % favorable

Communication

62 % favorable

Family
Engagement

26 % favorable

Family Support

75 % favorable

School Climate

83 % favorable

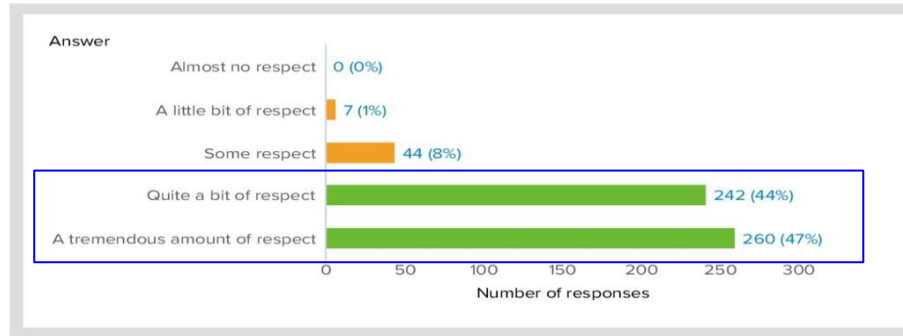
School Fit

77 % favorable

FDK Family Survey Results

SD U-46 - Spring 2017 Family Survey

Overall, how much respect do you think the teachers at your child's school have for the children?



Favorable
responses

Notes:

FDK Family Survey: School Fit Results

School Fit

Based on **561** family member responses

Families' perceptions of how well a school matches their child's developmental needs.

77 %

responded favorably

QUESTION

➤ How well do you feel your child's school is preparing him/her for his/her next academic year?

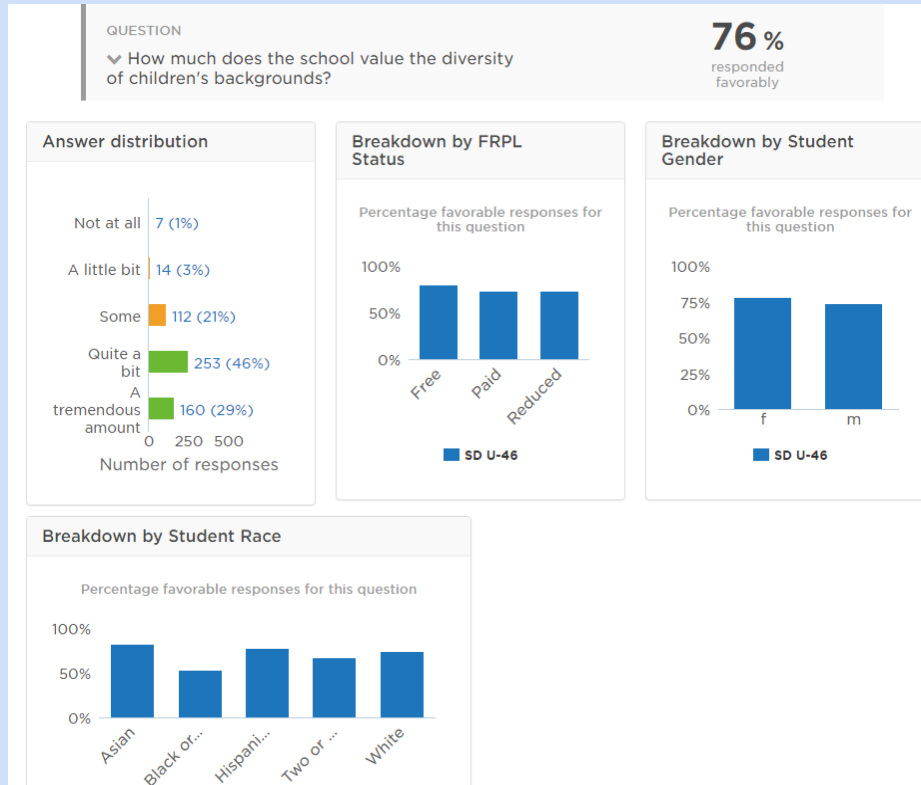
84 %
responded
favorably

QUESTION

➤ At your child's school, how well does the overall approach to discipline work for your child?

79 %
responded
favorably

FDK Survey Results: Value Diversity

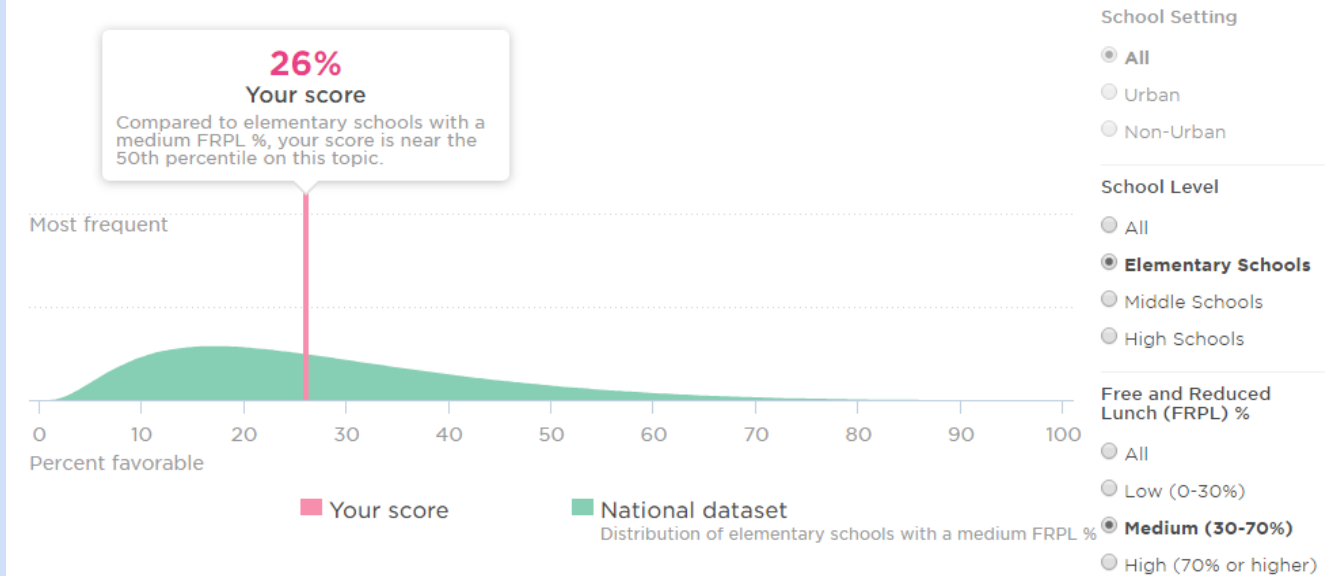


FDK Survey Results: Family Engagement

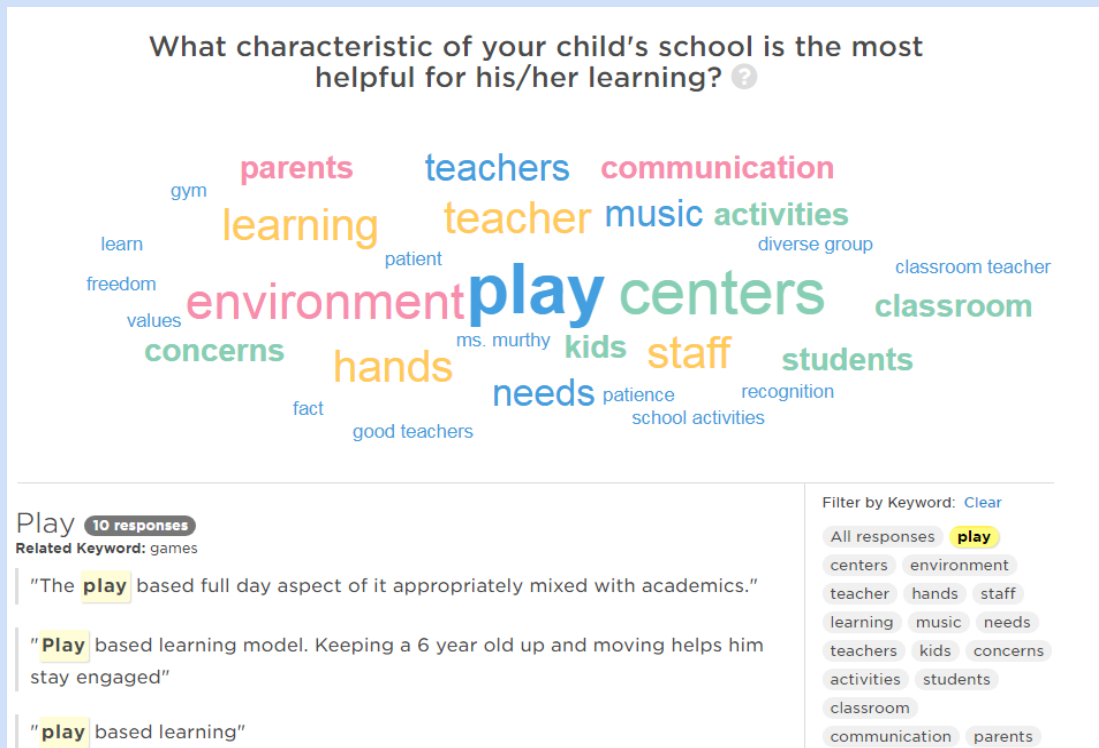
Explore this topic with Benchmarks ?

See how your score on Family Engagement relates to others. By viewing where others most frequently scored, you can better put your results in context.

Your score vs. National



FDK Family Survey: Free Response Questions



FDK Teacher Survey Results



Spring 2017 Teacher Survey

SD U-46

Summary

Based on **101** teacher & staff responses
Click on any topic to view more detailed results.

Communication

66 % favorable

Faculty Growth Mindset

64 % favorable

Feedback and Coaching

58 % favorable

Professional Learning

60 % favorable

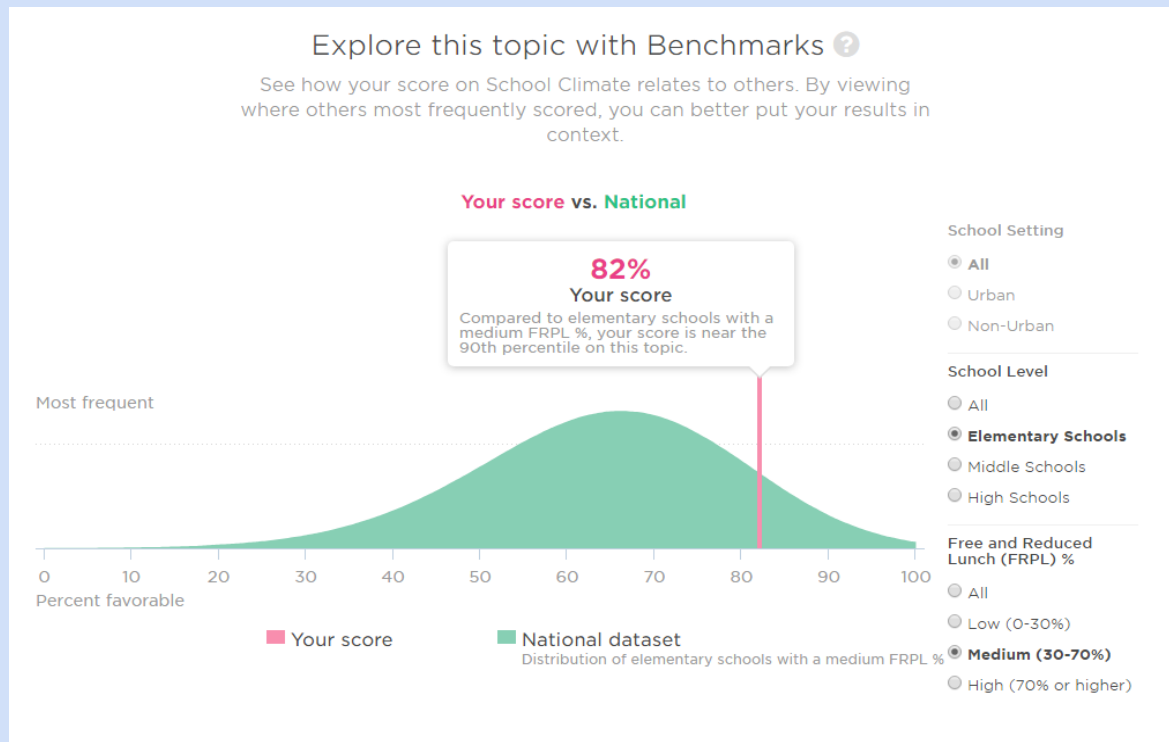
School Climate

82 % favorable

Teaching Efficacy

82 % favorable

FDK Teacher Survey: School Climate



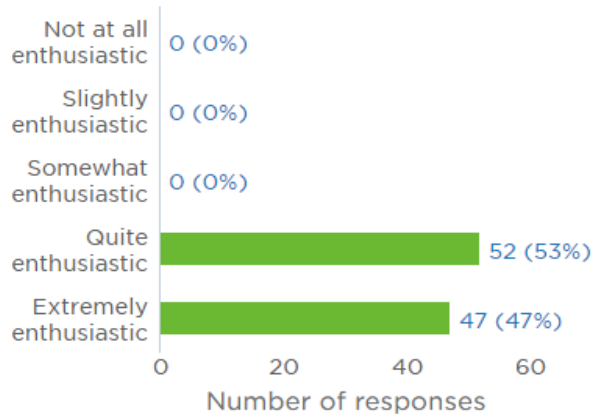
FDK Teacher Survey: School Climate

QUESTION

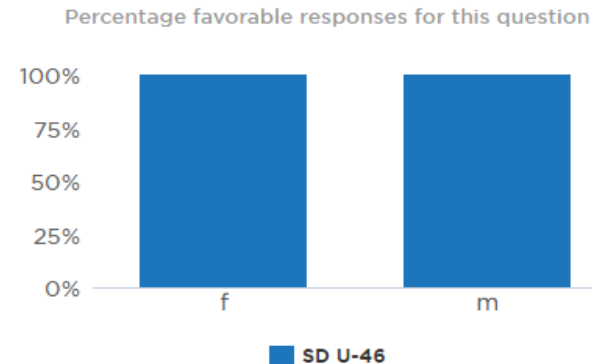
♥ On most days, how enthusiastic are the students about being at school?

100%
responded
favorably

Answer distribution



Breakdown by Employee Gender



FDK Teacher Survey: Free Response

Do you have any suggestions on how the District could have communicated details of the Full Day Kindergarten program more effectively? ?

schools reading newsletter math program
program support parents fdk play many parents
math home videos day behaviors
rest kindergarten email communication
assessment

Math program 1 response

"Note- the whole section on Professional learning above made no sense. You want it based on interactions with kdg coach but then asked about the school. Very little interactions with coach all year. I ended up guessing you wanted this on the school since the questions were worded that way despite initial description at beginning of section. *** Different teachers "heard" different directions at trainings. I heard "no homework" and "no worksheets." The **math program** uses worksheets but I felt I wasn't allowed to use them. Some kdg teachers did! We really need consistency re the **math program**!!! I want to follow the **math program** as it is meant to be taught next year. Please give us all consistent direction bout this. ***When were those FDK newsletters sent to parent? All of a sudden I learned about them months into the year. Did parents get all of them? Were these only sent electronically

Filter by Keyword: [Clear](#)

All responses fdk
parents play
newsletter videos
math program day
home many parents
email communication
kindergarten program
questions centers
reading benchmarks
rest math assessment
committees behaviors
expectations beginning
students information
resources schools

Current year performance data through KIDS assessment



KIDS measures assessed in U-46



Approaches to Learning

- Curiosity and Initiative in Learning
- Self-Control of Feelings and Behavior
- Engagement and Persistence
- Shared Use of Space and Materials

Social and Emotional Development

- Social and Emotional Understanding
- Relationships and Social Interactions with Familiar Adults
- Relationships and Social Interactions with Peers
- Symbolic and Sociodramatic Play

Physical Development

- Gross Locomotor Movement Skills

Language and Literacy Development

- Communication and Use of Language
- Reciprocal Communication and Conversation
- Comprehension of Age-Appropriate Text
- Phonological Awareness
- Letter and Word Knowledge
- Emergent Writing

Cognition: Math

- Classification
- Number Sense of Quantity
- Number Sense of Math Operations
- Shapes

Cognition: Science

- Documentation and Communication of Inquiry
- Knowledge of the Natural World

KIDS Rubric Levels and Benchmarks

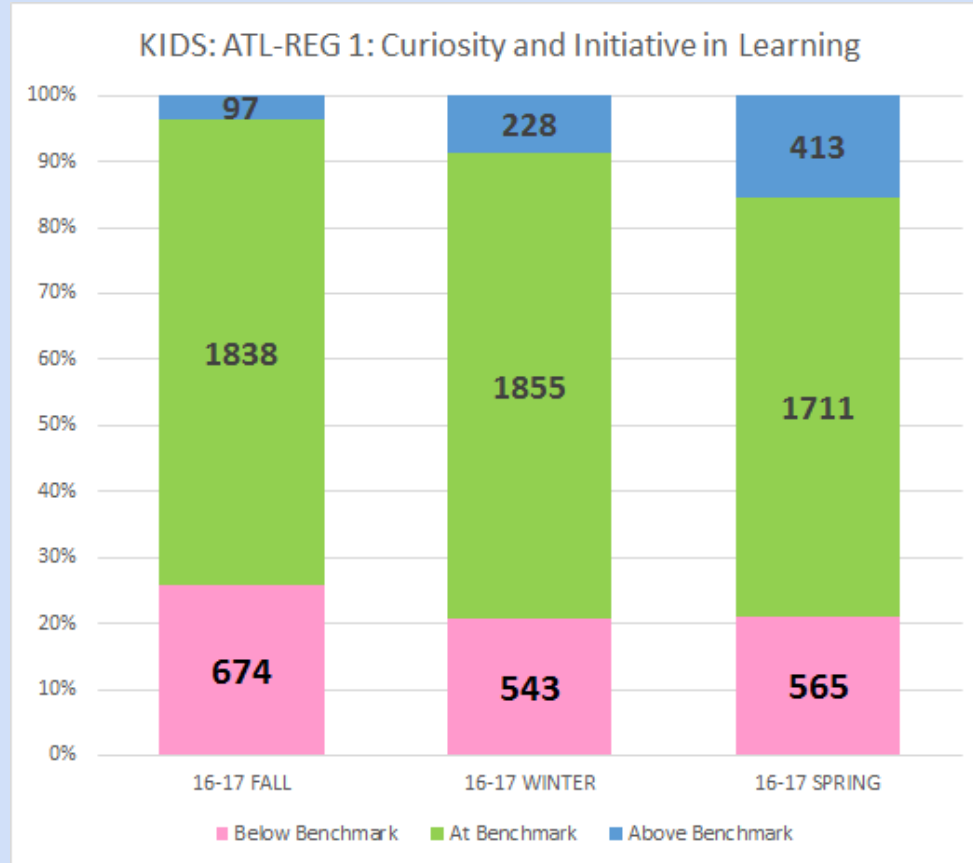
KIDS (Kindergarten Individual Development Survey) Rubric Levels and Benchmarks

	Fall	Winter	Spring
Building Early	Below	Below	Below
Building Middle	At	Below	Below
Building Late	At*	At	Below
Integrating Earlier	Above	At	At**
Integrating Middle	Above	Above	At
Integrating Late	Above	Above	Above

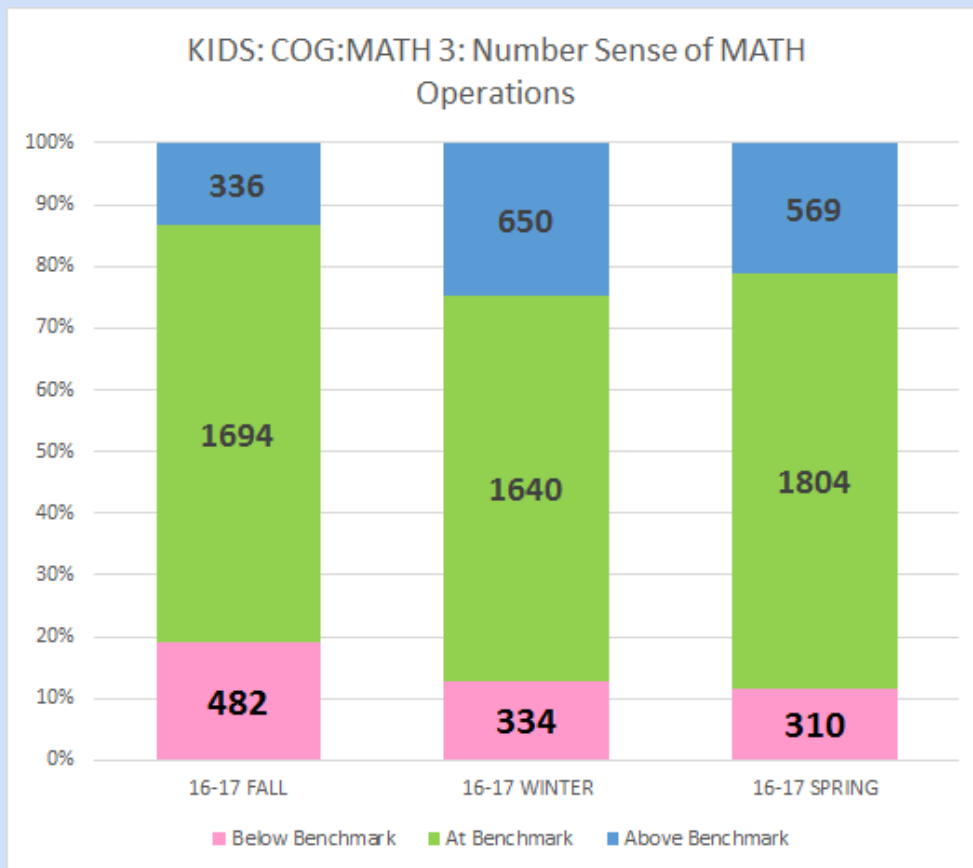
*Assessment Office adjusted from Above to At

** Assessment Office adjusted from Below to At

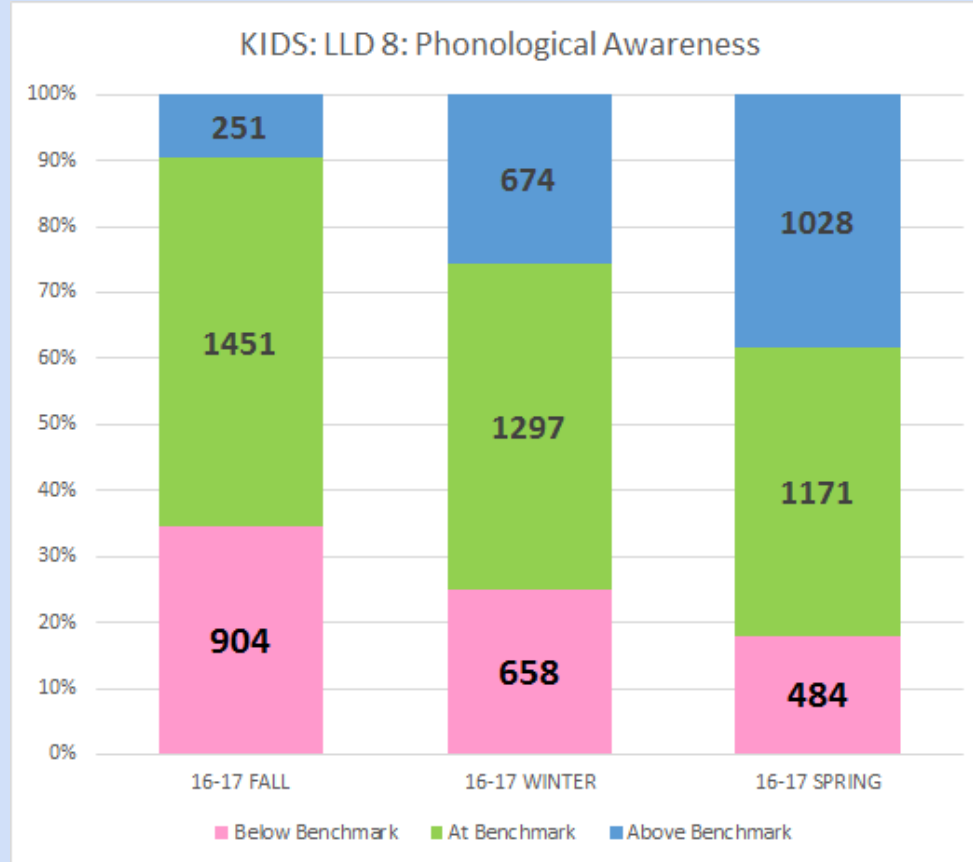
KIDS Assessment Results



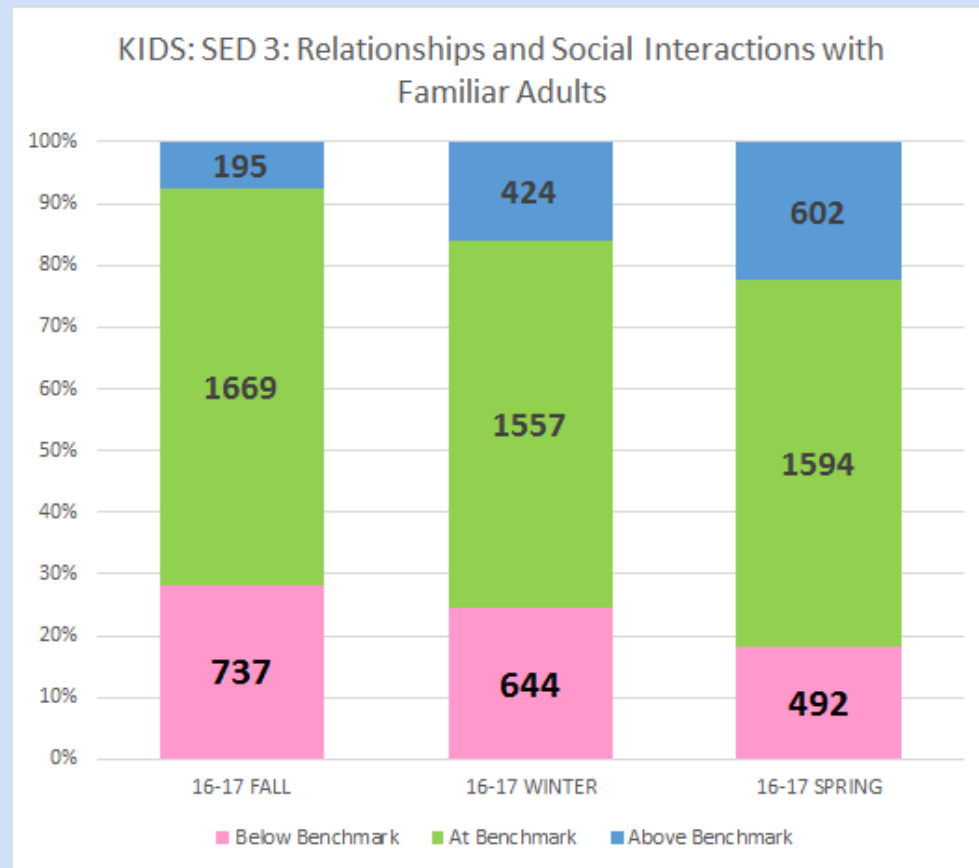
KIDS Assessment Results



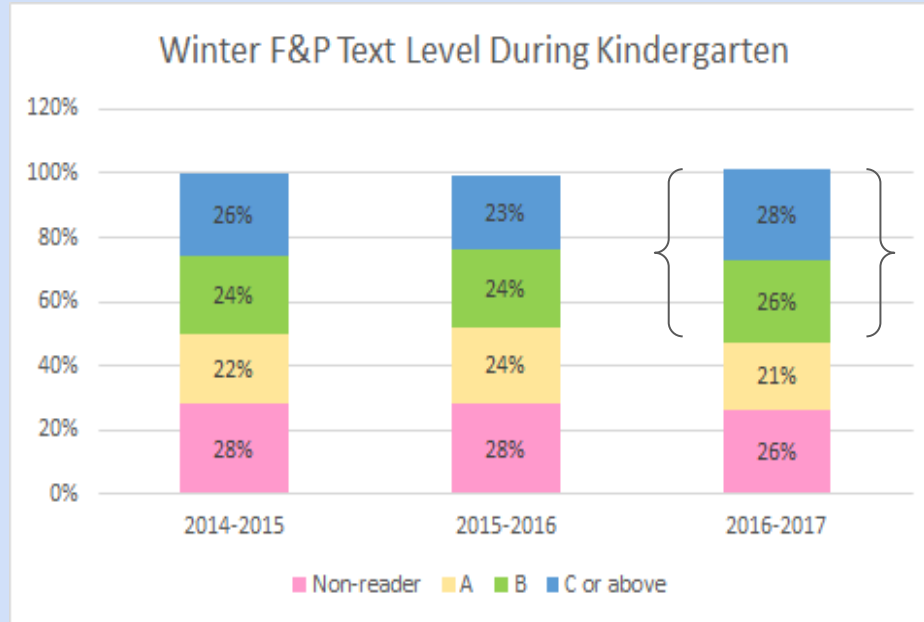
KIDS Assessment Results



KIDS Assessment Results



Differentiated Literacy Battery (DLB) Results

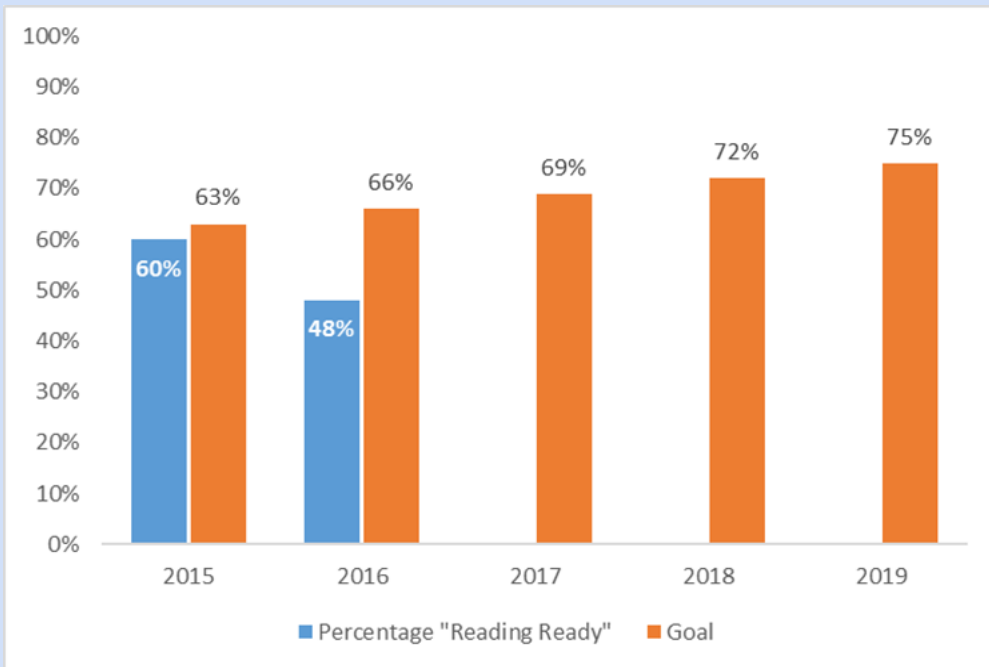


% of K students reading at or above grade level increased by 7 points last year to 54% (B or C/above)

K readiness data



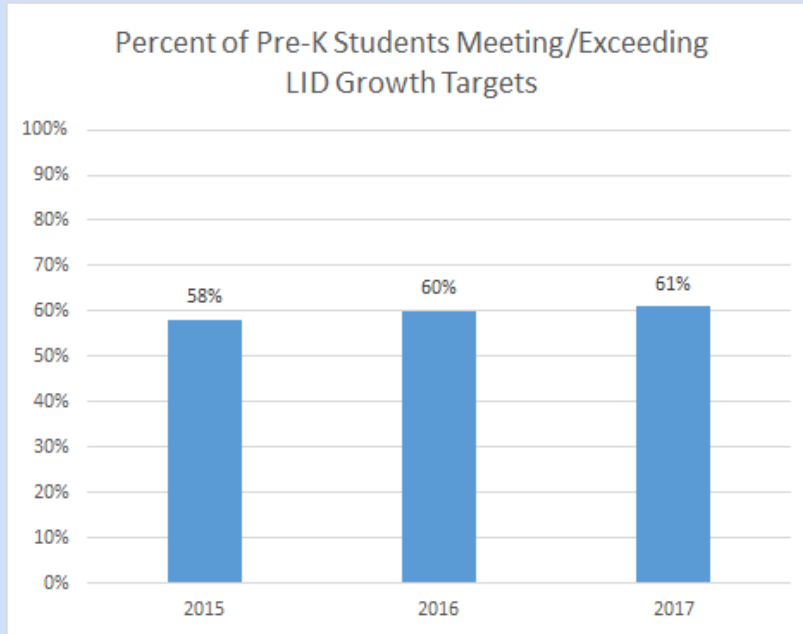
K readiness data: letter identification



Definition: “Reading Ready” indicates students who can identify at least 40 upper/lowercase letters by the Fall of Kindergarten letter identification assessment. Only includes students who attended U-46 Pre-school.

Source: Data extracted from local data warehouse October of 2015 and October of 2016

Pre-K: Letter Identification Growth



Definition: Students achieving expected growth (8-9 additional letters) between Fall and Winter testing of letter identification.

Source: Data extracted from local data warehouse for 2015-2017

A close-up, profile view of a young child with dark hair, wearing a light-colored sweater, blowing a bubble. The bubble is large and clear, reflecting a group of children playing outdoors in a grassy area. The background is a soft, out-of-focus blue-grey.

What did our
students think
about
Kindergarten?