



Not just a district, a destination.



# TOMBALL

INDEPENDENT SCHOOL DISTRICT

## CAMPUS IMPROVEMENT PLAN

### 2024-2025

Campus Name	Creekview Elementary School
State Name	Creekview EL
Campus ID#	101-921-115
Principal	Chris Winstead
Date of Board Approval	October 15, 2024



At Tomball ISD, we are not a big, impersonal school district; we are a home for people looking for a warm, close-knit community where teachers, principals, staff and administrators truly care about each individual child. We are also a destination for our strong academic programs and a wide variety of extracurricular activities. Our focus is to make sure that every single student finds a place to belong, a passion to pursue and a love of learning that will serve him or her well beyond the years spent with us.

**Board of Education**

John E. McStravick  
*President*

Justin Unser  
*Vice President*

Mark Lewandowski  
*Secretary*

Dr. Michael Pratt  
*Assistant Secretary*

Lee McLeod  
*Trustee*

Tina Salem  
*Trustee*

Matt Schiel  
*Trustee*

**District Leadership**

Dr. Martha Salazar-Zamora  
*Superintendent of Schools*

Zachery Boles  
*Chief Financial Officer*

Dr. Steven Gutierrez  
*Chief Operating Officer*

Dr. Amy Schindewolf  
*Chief of Staff*

Dr. Michael Webb  
*Chief Academic Officer*

Dr. George Flores  
*Assistant Superintendent of Elementary Schools*

Dr. Mindy Munoz  
*Assistant Superintendent of Secondary School*

Dr. Alicia Reves  
*Assistant Superintendent of Human Talent*

Mark White  
*Assistant Superintendent of Accountability*

Dr. Lee Wright  
*Assistant Superintendent of Strategic Initiatives*

## Table of Contents

<b>Table of Contents.....</b>	<b>3</b>
<b>Tomball ISD Non-Discrimination Policies.....</b>	<b>4</b>
<b>Legal Notice.....</b>	<b>5</b>
<b>Federal Funds.....</b>	<b>10</b>
<b>Vision, Mission, Goals, and Objectives.....</b>	<b>12</b>
<b>Campus Profile.....</b>	<b>14</b>
Accreditation.....	14
Campus and Program Description.....	14
Demographics.....	15
<b>Campus Improvement Team (CIT).....</b>	<b>18</b>
<b>Data Analysis and Comprehensive Needs Assessment.....</b>	<b>19</b>
Sample Integrated Data Sources.....	19
<b>Effective Schools Framework (ESF).....</b>	<b>20</b>
ESF Theory of Action.....	20
ESF Levers.....	21
<b>Accountability Summary and Performance Data.....</b>	<b>22</b>
State A-F Accountability.....	22
STAAR Results.....	23
<b>Attendance.....</b>	<b>30</b>
<b>Discipline.....</b>	<b>31</b>
<b>Detailed district and campus level reports are available publicly at: <a href="https://teatexas.gov/reports-and-data">teatexas.gov/reports-and-data</a>.....</b>	<b>32</b>
<b>Campuswide Reform Strategies and SMART Goals.....</b>	<b>33</b>
<b>Staff Development Needs.....</b>	<b>36</b>
<b>Assurances.....</b>	<b>38</b>
<b>Dropout Prevention.....</b>	<b>39</b>
<b>Waivers.....</b>	<b>41</b>
<b>District of Innovation.....</b>	<b>42</b>

## Tomball ISD Non-Discrimination Policies

### General Policies

Tomball ISD does not discriminate on the basis of race, color, national origin, sex, or disability in its programs or activities and provides equal access to the Boy Scouts and other designated youth groups. The following person has been designated to handle inquiries regarding the nondiscrimination policies: Karen Graves, at 310 South Cherry, Tomball, TX 77375-5595, (281)357-3100, Ext. 2010, karengraves@tomballisd.net

#### Tomball ISD Board Policy FFH (LOCAL)

The District prohibits discrimination, including harassment, against any student. Discrimination is defined as treating a student or group of students differently from similarly situated students on the basis of race, color, religion, sex, gender, national origin, age, disability, or any other basis prohibited by law. Retaliation against anyone exercising their rights under this policy is a violation of District policy and is prohibited.

#### Tomball ISD Board Policy DIA (LOCAL)

The District prohibits discrimination, including harassment, against any employee on the basis of race, color, religion, gender, national origin, age, disability, or any other basis prohibited by law that adversely affects the employee's employment.

In accordance with law, discrimination on the basis of sex includes discrimination on the basis of any other prohibited basis related to sex.

### Vocational Programs

Tomball ISD offers career and technical education (CTE) programs of study in a variety of fields published in the Tomball ISD Course Catalog along with admission requirements.

It is the policy of Tomball ISD not to discriminate on the basis of race, color, national origin, sex or handicap in its vocational programs, services or activities and provides equal access to the Boy Scouts and other designated youth groups as required by Title VI of the Civil Rights Act of 1964, as amended; Title IX of the Education Amendments of 1972; and Section 504 of the Rehabilitation Act of 1973, as amended.

It is the policy of Tomball ISD not to discriminate on the basis of race, color, national origin, sex, handicap, or age in its employment practices as required by Title VI of the Civil Rights Act of 1964, as amended; Title IX of the Education Amendments of 1972; the Age Discrimination Act of 1975, as amended; and Section 504 of the Rehabilitation Act of 1973, as amended.

Tomball ISD will take steps to assure that lack of English language skills will not be a barrier to admission and participation in all educational and vocational programs.

For information about your rights or grievance procedures, contact the Title IX Coordinator, Steve Guerrero, at 310 South Cherry, Tomball, TX 77375-5595, (281)357-3100, Ext. 2061, steveguerrero@tomballisd.net; and or the Section 504 Coordinator, Steven Shiels, 11211 F.M. 2920, Tomball, TX 77375, (281)357-3100, Ext. 4111, stevenshiels@tomballisd.net.

## Legal Notice

In annual accordance and compliance with chapters 4, 11 and 39 of the Texas Education Code and Tomball ISD Board Policies BQ, BQA, and BQB; each campus principal of all Tomball Independent School District schools has collaborated with the District Improvement Team to analyze data relative to the academic performance of all students including students in special education programs and at-risk students. The data analysis was used as part of a comprehensive needs assessment for the purpose of developing goals and determining strategies to improve student performance and support district and state goals and initiatives. This process aligns with the Texas Effective Schools Framework (ESF). This process and plan satisfy any improvement actions required by the Texas State Accountability Rating System including the Results Driven Accountability (RDA), Data Validation and Verification Monitoring, Data Reporting Compliance, and the state and federal Identification of Schools for Improvement. This process and plan satisfy the federal requirements for campuses and districts under regulation of and/or receiving funding through Titles I, II, III, and IV of the Elementary and Secondary Education Act of 1965, reauthorized in 2015 under the Every Student Succeeds Act (ESSA), and the Individuals with Disabilities Education Act (IDEA) Part B, including the Local Equitable Access Plan required by Title I, Part A Sec. 1112(b)(2). This process and plan satisfy the requirements for the annual comprehensive needs assessment of at-risk students and the development of goals and strategies to improve the academic performance of at-risk students at campuses receiving State Compensatory Education (SCE) funds ([TEC. §29.081](#) [TEC. §48.104](#)). The SCE procedures, plans, evaluation, and At-Risk population data is located in the District Improvement Plan (DIP) and school-specific documentation is located in the Campus Improvement Plans (CIP).

The Board shall ensure that a District Improvement Plan and improvement plans for each campus are developed, reviewed, and revised annually for the purpose of improving the performance of all students. The Board shall annually approve District and campus performance objectives and shall ensure that the District and campus plans:

1. Are mutually supportive to accomplish the identified objectives; and
2. At a minimum, support the state goals and objectives under Education Code Chapter 4.

*Texas Education Code 11.251(a)*

A board shall adopt a policy to establish a district- and campus-level planning and decision-making process that will involve the professional staff of a district, parents of students enrolled in a district, business representatives, and community members in establishing and reviewing the district's and campuses' educational plans, goals, performance objectives, and major classroom instructional programs.

*Texas Education Code 11.251(b)*

The District's planning process to improve student performance includes the development of the District's educational goals, the legal requirements for the District and campus improvement plans, all pertinent federal planning requirements, and administrative procedures. The Board shall approve the process under which the educational goals are developed and shall ensure that input is gathered from the District-level committee. [See BQA]

*BQ(LOCAL)*

Each school year, the principal of each school campus, with the assistance of the campus-level committee, shall develop, review, and revise the campus improvement plan. The purpose of the campus-level plan is to improve student performance for all student populations, including students in special education programs under Education Code Chapter 29, Subchapter A, with respect to the student achievement indicators and any other appropriate performance measures for special needs populations.

*Texas Education Code 11.253(c)*

The district policy must provide that all pertinent federal planning requirements are addressed through the district- and campus-level planning process.

*Texas Education Code 11.251(f)*

A district that receives Title I, Part A funds shall develop jointly with, agree with, and distribute to, parents and family members of participating children a written parent and family engagement policy. The policy shall be incorporated into a district plan developed under 20 U.S.C. 6312 [TEA-approved plan to receive Title I funds], establish the district's expectations and objectives for meaningful parent and family involvement, and describe how the district will:

1. Involve parents and family members in jointly developing the district plan, and the development of support and improvement plans under paragraphs (1) and (2) of section 6311(d);
2. Provide the coordination, technical assistance, and other support necessary to assist and build the capacity of all participating schools within the district in planning and implementing effective parent and family involvement activities to improve student academic achievement and school performance, which may include meaningful consultation with employers, business leaders, and philanthropic organizations, or individuals with expertise in effectively engaging parents and family members in education;
3. Coordinate and integrate parent and family engagement strategies under Title I, Part A with parent and family engagement strategies to the extent feasible and appropriate, with other relevant federal, state, and local laws and programs;
4. Conduct, with the meaningful involvement of parents and family members, an annual evaluation of the content and effectiveness of the parent and family engagement policy in improving the academic quality of all schools served under Title I, Part A, including identifying:
  - a. Barriers to greater participation by parents in activities authorized by section 6318 (with particular attention to parents who are economically disadvantaged, are disabled, have limited English proficiency, have limited literacy, or are of any racial or ethnic minority background);
  - b. The needs of parents and family members to assist with the learning of their children, including engaging with school personnel and teachers; and
  - c. Strategies to support successful school and family interactions;
5. Use the findings of the above evaluation to design evidence-based strategies for more effective parental involvement, and to revise, if necessary, the parent and family engagement policies described in section 6318; and
6. Involve parents in the activities of the schools served under Title I, Part A, which may include establishing a parent advisory board comprised of a sufficient number and representative group of parents or family members served by the local educational agency to adequately represent the needs of the population served by such agency for the purposes of developing, revising, and reviewing the parent and family engagement policy.

*20 U.S.C. 6318(a)(2) [See BQ(LOCAL)]*

A district that receives Title I, Part A funds shall develop a district improvement plan that addresses equity 1111(g)(1)(B). The policy shall be incorporated into a district plan developed under 20 U.S.C. 6312 [TEA-approved plan to receive Title I funds], establish the district's expectations and objectives (b) Plan Provisions.

To ensure that all children receive a high-quality education, and to close the achievement gap between children meeting the challenging State academic standards and those children who are not meeting such standards, each local educational agency plan shall describe:

1. How the local educational agency will monitor students' progress in meeting the challenging State academic standards by
  - a. developing and implementing a well-rounded program of instruction to meet the academic needs of all students;
  - b. identifying students who may be at risk for academic failure;
  - c. providing additional educational assistance to individual students the local educational agency or school determines need help in meeting the challenging State academic standards; and
  - d. identifying and implementing instructional and other strategies intended to strengthen academic programs and improve school conditions for student learning;

2. How the local educational agency will identify and address, as required under State plans as described in section 1111(g)(1)(B), any disparities that result in low-income students and minority students being taught at higher rates than other students by ineffective, inexperienced, or out-of-field teachers;
3. How the local educational agency will carry out its responsibilities under paragraphs (1) and (2) of section 1111(d);
4. The poverty criteria that will be used to select school attendance areas under section 1113;
5. In general, the nature of the programs to be conducted by such agency's schools under sections 1114 and 1115 and, where appropriate, educational services outside such schools for children living in local institutions for neglected or delinquent children, and for neglected and delinquent children in community day school programs;

*20 U.S.C. 6312 section 1111(g)(1)(B)*

A district shall have a district improvement plan that is developed, evaluated, and revised annually, in accordance with district policy, by the superintendent with the assistance of the district-level committee. The purpose of the district improvement plan is to guide district and campus staff in the improvement of student performance for all student groups in order to attain state standards in respect to the achievement indicators.

*Texas Education Code 11.252(a)*

The district improvement plan must include provisions for:

1. A comprehensive needs assessment addressing performance on the achievement indicators, and other appropriate measures of performance, that are disaggregated by all student groups served by a district, including categories of ethnicity, socioeconomic status, sex, and populations served by special programs, including students in special education programs under Education Code Chapter 29, Subchapter A.
2. Measurable district performance objectives for all appropriate achievement indicators for all student populations, including students in special education programs under Education Code Chapter 29, Subchapter A, and other measures of student performance that may be identified through the comprehensive needs assessment.
3. Strategies for improvement of student performance that include:
  - a. Instructional methods for addressing the needs of student groups not achieving their full potential.
  - b. Evidence-based practices that address the needs of students for special programs, including:
    - i. (1) Suicide prevention programs, in accordance with Health and Safety Code Chapter 161, Subchapter O-1, which includes a parental or guardian notification procedure [see FFB];
    - ii. (2) Conflict resolution programs;
    - iii. (3) Violence prevention programs; and
    - iv. (4) Dyslexia treatment programs.
  - c. Dropout reduction.
  - d. Integration of technology in instructional and administrative programs.
  - e. Positive behavior interventions and support, including interventions and support that integrate best practices on grief-informed and trauma-informed care
  - f. Staff development for professional staff of a district.
  - g. Career education to assist students in developing the knowledge, skills, and competencies necessary for a broad range of career opportunities.
  - h. Accelerated education.
  - i. Implementation of a comprehensive school counseling program under Section 33.005
4. Strategies for providing to middle school, junior high school, and high school students, those students' teachers and school counselors, and those students' parents information about:
  - a. Higher education admissions and financial aid opportunities such as the TEXAS grant program and the Teach for Texas grant program established under Chapter 56.

- b. The need for students to make informed curriculum choices to be prepared for success beyond high school.
  - c. Sources of information on higher education admissions and financial aid.
5. Resources needed to implement identified strategies.
  6. Staff responsible for ensuring the accomplishment of each strategy.
  7. Timelines for ongoing monitoring of the implementation of each improvement strategy.
  8. Formative evaluation criteria for determining periodically whether strategies are resulting in intended improvement of student performance.
  9. The policy under Section 38.0041 addressing sexual abuse and other maltreatment of children; and
  10. The trauma-informed care policy required under Section 38.036 which must address
    - a. using resources developed by the agency, methods for:
      - i. increasing staff and parent awareness of trauma-informed care; and
      - ii. implementation of trauma-informed practices and care by district and campus staff; and
    - b. available counseling options for students affected by trauma or grief.

*Texas Education Code 11.252(a)*

11. A discipline management program providing for prevention of and education concerning unwanted physical or verbal aggression, sexual harassment, and other forms of bullying in schools, on school grounds, and in school vehicles.

*Texas Education Code 37.083(a)*

12. A dating violence policy that must:
  - a. Include a definition of dating violence that includes the intentional use of physical, sexual, verbal, or emotional abuse by a person to harm, threaten, intimidate, or control another person in a dating relationship, as defined by Family Code 71.0021; and
  - b. a clear statement that dating violence is not tolerated at school; and
  - c. reporting procedures and guidelines for students who are victims of dating violence, including a procedure for immediately notifying the parent or guardian of a student about a report received by the district identifying the student as an alleged victim or perpetrator of dating violence; and
  - d. Address safety planning, enforcement of protective orders, school-based alternatives to protective orders, training for teachers and administrators, counseling for affected students, and awareness education for students and parents.

Texas Education Code 37.0831 [See FFH]

13. An Anti-Bullying policy that must:
  - a. include an emphasis on bullying prevention by focusing on school climate and building healthy relationships between students and staff;
  - b. require each district campus to establish a committee to address bullying by focusing on prevention efforts and health and wellness initiatives;
  - c. require students at each grade level to meet periodically for instruction on building relationships and preventing bullying, including cyberbullying;
  - d. include an emphasis on increasing student reporting of bullying incidents to school employees by:
    - i. increasing awareness about district reporting procedures; and
    - ii. providing for anonymous reporting of bullying incidents;
  - e. require districts to:
    - i. collect information annually through student surveys on bullying, including cyberbullying; and
    - ii. use those survey results to develop action plans to address student concerns regarding bullying, including cyberbullying; and



- f. require districts to develop a rubric or checklist to assess an incident of bullying and to determine the district's response to the incident.

- 14. A policy addressing sexual abuse, sex trafficking, and other maltreatment of children that must address:
  - a. methods for increasing staff, student, and parent awareness of issues regarding sexual abuse, sex trafficking, and other maltreatment of children, including prevention techniques and knowledge of likely warning signs indicating that a child may be a victim of sexual abuse, sex trafficking, or other maltreatment, using resources developed by the agency or the commissioner regarding those issues, including resources developed by the agency under Section 38.004;
  - b. actions that a child who is a victim of sexual abuse, sex trafficking, or other maltreatment should take to obtain assistance and intervention; and
  - c. available counseling options for students affected by sexual abuse, sex trafficking, or other maltreatment.

*Texas Education Code 38.0041*

A district's plan for the improvement of student performance is not filed with TEA, but the district must make the plan available to TEA on request.

*Texas Education Code 11.252(b)*

The district-level committee shall assist the superintendent with the annual development, evaluation, and revision of the district improvement plan.

*Texas Education Code 11.252(a)*

Each school district shall use the results from the teaching and learning conditions survey required by Education Code 7.065(a), conducted biennially, to review and revise, as appropriate, the district-level improvement plan, and for other purposes, as appropriate to enhance the district learning environment.

*Texas Education Code 7.065(e)*

A district-level committee of a district with a junior high, middle, or high school campus shall analyze information related to dropout prevention, including:

- 1. The results of the audit of dropout records;
- 2. District information related to graduation rates, dropout rates, high school equivalency certificate rates, and the percentage of students who remain in high school more than four years after entering grade 9;
- 3. The number of students who enter a high school equivalency certificate program and:
  - a. Do not complete the program,
  - b. Complete the program but do not take the high school equivalency examination, or
  - c. Complete the program and take the high school equivalency examination but do not obtain a high school equivalency certificate;
- 4. For students enrolled in grades 9 and 10, information related to academic credit hours earned, retention rates, and placements in disciplinary alternative education programs and expulsions under Chapter 37; and
- 5. The results of an evaluation of each school-based dropout prevention program in a district.

Each district-level committee shall use the information in developing the district improvement plan.

*Texas Education Code 11.255*

For staff development under Education Code 21.451(a), a district may use district-wide staff development developed and approved through the district-level decision process.

*Texas Education Code 21.451(c)*

Staff development shall be predominantly campus-based, related to achieving campus performance objectives, and developed and approved by the campus-level committee.

*DMA(LEGAL)*

## Federal Funds

### *Supplement, Not Supplant Methodology*

County-District #: 101921

LEA Name: Tomball ISD

School Year: 2023-2024

## Supplement, Not Supplant (SNS) Methodology

### Purpose:

The Supplement, Not Supplant (SNS) Methodology described in this document is used to ensure that State and local funds are distributed in such a way that each Title I campus receives all of the State and local funds that it would receive in the absence of Title I funds.

(1) IN GENERAL –A State educational agency or local educational agency shall use Federal funds received under this part only to supplement the funds that would, in the absence of such Federal funds, be made available from State and local sources for the education of students participating in programs assisted under this part, and not to supplant such funds.

Tomball ISD has adopted the following policies to assure compliance with regulations regarding Federal funds:

[EHBD \(LEGAL\)](#)

[EHBD \(LOCAL\)](#)

(2) COMPLIANCE. –To demonstrate compliance with paragraph (1), a local educational agency shall demonstrate that the methodology used to allocate State and local funds to each school receiving assistance under this part ensures that such school receives all of the State and local funds it would otherwise receive if it were not receiving assistance under this part.

### Assurance:

The LEA assures that—

- any State and local funds that are retained at the LEA level will be used in a Title I neutral manner; and
- any Title I, Part A funds that are reserved at the LEA level will be used only for Title I, Part A purposes, as indicated in the LEA's approved ESSA Consolidated Federal Grant Application.

As part of Tomball ISD's priority-based budget process, the District uses the following methodology to allocate state and local funds to district and campus programs without regard to participation in the Title I, Part A program.

*Distribution by Personnel and Non-personnel Expenditures  
(per-personnel position plus per-pupil).*

The annual budget process is a major activity in moving the District and its organizational units toward the achievement of strategic goals designed to improve student learning. In essence, the budget process is the translation of the planning process into financial terms and measurements. Tomball ISD focuses on the following priorities when financially planning for the school year:

1. Sustainability of existing staff
2. Hiring need for the projected student enrollment growth
3. Class-reduction teachers for campuses with greatest number of at-risk students
4. Innovative programs

The District prioritizes campus staffing because we understand that providing smaller student-teacher ratios in all classrooms increases student academic achievement. The average student-teacher ratio for Tomball ISD is 16:1 K-12 in comparison to the State’s mandated 22:1 for K-4.

It is understood that the LEA must provide sufficient State and local funds to campuses in order to provide a free, public education, in the absence of Title I, Part A funds.

Description of methodology:

The basis on which State and local funds are allocated:

- DISTRICTWIDE or
- CAMPUS CATEGORY

The type of methodology used:

- SIMPLE FLAT AMOUNT PER-PUPIL
- WEIGHTED PER-PUPIL
- PERSONNEL-NONPERSONNEL COSTS

Description of criteria used: Tomball ISD (LEA) used a simple per-pupil amount for all campuses in Tomball ISD (LEA). The per-pupil amount is multiplied by the campus enrollment amount to identify the campus allocation for the school year.

Tomball ISD spends approximately 87 percent of general fund expenditures on payroll related expenses.

Attachments:

- [Annual Budget Book](#)
- [Annual Comprehensive Financial Report \(ACFR\)](#)

This methodology was originally developed on September 6, 2018. Dates of any revisions are below:

December 5, 2018	September 23, 2021	October 27, 2022
September 30, 2019	May 5, 2022	January 26, 2023
October 2, 2020	July 5, 2022	April 13, 2023
December 15, 2020	September 22, 2022	May 18, 2023

## Vision, Mission, Goals, and Objectives

### State Mission

The mission of the Texas public education system is to ensure that all Texas children have access to a quality education that enables them to achieve their full potential and fully participate now and in the future in the social, economic, and educational opportunities in our state and nation. That mission is grounded on the conviction that a general diffusion of knowledge is essential for the welfare of Texas and for the preservation of the liberties and rights of Texas citizens. It is further grounded on the conviction that a successful public education system is directly related to a strong, dedicated, and supportive family and that parental involvement in the school is essential for the maximum educational achievement of a child.

### State Objectives

The objectives of public education are:

Objective 1: Parents will be full partners with educators in the education of their children.

Objective 2: Students will be encouraged and challenged to meet their full educational potential.

Objective 3: Through enhanced dropout prevention efforts, all students will remain in school until they obtain a diploma.

Objective 4: A well-balanced and appropriate curriculum will be provided to all students. Through that curriculum, students will be prepared to succeed in a variety of postsecondary activities, including employment and enrollment in institutions of higher education.

Objective 5: Educators will prepare students to be thoughtful, active citizens who have an appreciation for the basic values of our state and national heritage and who can understand and productively function in a free enterprise society.

Objective 6: Qualified and highly effective personnel will be recruited, developed, and retained.

Objective 7: Texas students will demonstrate exemplary performance in comparison to national and international standards.

Objective 8: School campuses will maintain a safe and disciplined environment conducive to student learning.

Objective 9: Educators will keep abreast of the development of creative and innovative techniques in instruction and administration using those techniques as appropriate to improve student learning.

Objective 10: Technology will be implemented and used to increase the effectiveness of student learning, instructional management, staff development, and administration.

Objective 11: The State Board of Education, TEA, and the commissioner shall assist school districts and charter schools in providing career and technology education to students.

### State Goals

The academic goals of public education are to serve as a foundation for a well-balanced and appropriate education. The students in the public education system will demonstrate exemplary performance in:

Goal 1: The reading and writing of the English language.

Goal 2: The understanding of mathematics.

Goal 3: The understanding of science.

Goal 4: The understanding of social studies.

Education Code 4.001, .002

## District Beliefs

1. Students are valuable individuals.
2. Students should be actively engaged.
3. Culture cultivates character and accountability.
4. Safe, supportive environments promote higher achievement.
5. Respecting diversity leads to cultural awareness and a global perspective.
6. Relationships in our classrooms, our schools, and our community are essential.
7. Well-planned, applicable staff development leads to improved instruction.
8. Enthusiastic and effective educators inspire our students.
9. A challenging, well-aligned curriculum fosters individual potential and continuous learning.

## District Vision

Tomball ISD students will lead in creating the future.

## District Mission

Tomball ISD educates students to become responsible productive citizens by providing innovative, individually rigorous, and personally valuable educational experiences.

## District Goals

1. Tomball ISD will develop, continuously enhance and utilize rigorous college, career, and life ready curriculum that is responsive to the needs of individual learners, including students in special education.
2. Tomball ISD will provide multiple sources of high quality academic content that infuses technology in learning experiences and instruction.
3. Tomball ISD will attract, develop and retain high quality staff through a well –defined, personally valuable professional development plan and support structure.
4. Tomball ISD will foster a culture of caring and compassionate educators to provide a supportive learning environment.
5. Tomball ISD will promote academic success by engaging students through real world experiences while cultivating independent thinking and creative problem solving.
6. Tomball ISD will prepare our graduates to succeed in the college/career path of their choice.
7. Tomball ISD will promote an emotionally and physically safe and secure learning environment.
8. Tomball ISD will be fiscally responsible while meeting the educational and facility needs of the students.
9. Tomball ISD will inspire students to develop and exhibit character traits that are reflective of community standards.
10. Tomball ISD will actively engage and involve parents and the community.

## District Objectives

All Tomball ISD students will:

1. Achieve academic growth and reach their individual potential.
2. Develop and exhibit positive character traits in all aspects of their lives.
3. Actively seek opportunities beyond the classroom to enhance their educational experiences.
4. Be actively engaged, thinking independently to become creative problem solvers.
5. Be prepared for post-secondary success in the global marketplace.

AE(LOCAL)

## Campus Profile

### Accreditation

Tomball Independent School District and Creekview Elementary School are fully [accredited](#) by the Texas Education Agency with no warnings or probationary sanctions for the district nor any campuses.


Tomball ISD Is a Texas Education Agency District of Innovation.

### Campus and Program Description

Creekview Elementary School currently implements a K-5 instructional program for approximately 930 students. Special programs include the Structured Learning Lab beyond the Specialized Support, GT, and ESL programs that all TISD elementary campuses provide. Student demographics data illustrates a diverse population representing a global community: White, Hispanic, Asian, American Indian, and two or more races. We represent 22 diverse languages spoken at home including Arabic, Cantonese, Finnish, French, Greek, Ibo, Kannada, Mandarin, Marathi, Polish, Portuguese, Spanish, Tagalog, Tamil, Telugu, Thai, Turkish, Vietnamese, and Yorba.

Having earned the Great Expectations Model School Status for the eighth year in a row, our culture for high expectations inside and outside the classroom is modeled by staff, students, and parents. Additionally, the achievement of PLC Model School Status for the fifth year in a row speaks to the value and importance of staff collaboration. The structures that have been put in place through the PLC process ensure that collaboration is embedded into our daily routines, all teacher teams are provided with weekly time to collaborate in addition to their 50 minute daily conference period, members work together to design and analyze instruction, the collaborative work is monitored and supported by the instructional leadership team including administration, and teacher learning and research is a cornerstone of strengthening and refining existing practices.

Creekview implements multiple extracurricular activities to support students outside school hours including art club, choir, drama club, DI, UIL, science fair, craft club, and student ambassadors.



Overall Niche Grade

## Demographics

The following demographics represent the composition of the students and staff for the previous school year (2023-2024 Fall PEIMS) associated with the student performance measures used in the data analysis.

School Population	Count	Percent
<b>Student Total</b>	911	<b>100%</b>
Early Education Grade	2	0.22%
Kindergarten Grade	120	13.17%
1st Grade	160	17.56%
2nd Grade	166	18.22%
3rd Grade	168	18.44%
4th Grade	154	16.90%
5th Grade	141	15.48%
Student Demographics	Count	Percent
<b>Gender</b>		
Female	450	49.40%
Male	461	50.60%
<b>Ethnicity</b>		
Hispanic-Latino	429	47.09%
<b>Race</b>		
American Indian - Alaskan Native	4	0.44%
Asian	37	4.06%
Black - African American	47	5.16%
Native Hawaiian - Pacific Islander	0	0.00%
White	362	39.74%
Two-or-More	32	3.51%
Student Programs	Count	Percent
Dyslexia	23	2.52%
Gifted and Talented	95	10.43%
Regional Day School Program for the Deaf	0	0.00%
Section 504	41	4.50%
Special Education (SPED)	83	9.11%
<b>Bilingual/ESL</b>		
Emergent Bilingual (EB)	210	23.05%
Bilingual	0	0.00%
English as a Second Language (ESL)	205	22.50%

Alternative Bilingual Language Program	0	0.00%
Alternative ESL Language Program	0	0.00%
<b>Title I Part A</b>		
Schoolwide Program	0	0.00%
Targeted Assistance	0	0.00%
Targeted Assistance Previously Participated	0	0.00%
Title I Homeless	0	0.00%
Neglected	0	0.00%
Student Indicators	Count	Percent
At-Risk	260	28.54%
Foster Care	1	0.11%
IEP Continuer	0	0.00%
Immigrant	125	13.72%
Intervention Indicator	89	9.77%
Migrant	0	0.00%
Military Connected	1	0.11%
Transfer In Students	15	1.65%
Unschooler Asylee/Refugee	0	0%
<b>Economic Disadvantage</b>		
Economic Disadvantage Total	133	14.60%
Free Meals	86	9.44%
Reduced-Price Meals	13	1.43%
Other Economic Disadvantage	34	3.73%
<b>Homeless and Unaccompanied Youth</b>		
Homeless Status Total	0	0.00%
Shelter	0	0.00%
Doubled Up	0	0.00%
Unsheltered	0	0.00%
Hotel/Motel	0	0.00%
Not Unaccompanied Youth	0	0.00%
Is Unaccompanied Youth	0	0.00%
Special Education Services	Count	Percent
<b>Primary Disabilities</b>		
No Disability	0	0.00%
Orthopedic impairment	0	0.00%
Other health impairment	8	9.64%
Auditory impairment	0	0.00%
Visual impairment	3	3.61%



Deaf-Blind	0	0.00%
Intellectual disability	4	4.82%
Emotional disturbance	3	3.61%
Learning disability	16	19.28%
Speech impairment	23	27.71%
Autism	24	28.92%
Developmental delay	0	0.00%
Traumatic brain injury	0	0.00%
Noncategorical early childhood	2	2.41%
<b>Instructional Settings</b>		
Speech Therapy	23	27.71%
Homebound	0	0.00%
Hospital Class	0	0.00%
Mainstream	27	32.53%
Resource Room	17	20.48%
VAC	0	0.00%
Off Home Campus	0	0.00%
State School	0	0.00%
Residential Care	0	0.00%
Self Contained	16	19.28%
Full-Time Early Childhood	0	0.00%
Nonpublic Day School	0	0.00%
College and Career Readiness School Models	Count	Percent
Associate Degree Does not include leavers	0	0.00%
Early College High School (ECHS)	0	0.00%
New Tech	0	0.00%
P-Tech	0	0.00%
T-Stem	0	0.00%
Staff Information	Count	Percent
Administrative Support	19	19.79%
Teacher	62	64.58%
Educational Aide	15	15.62%
Auxiliary	0	0.00%

## Campus Improvement Team (CIT)

A campus improvement team shall be established on each campus to assist the principal. The committee shall meet for the purpose of implementing planning processes and site-based decision making in accordance with Board policy and administrative procedures and shall be chaired by the principal.

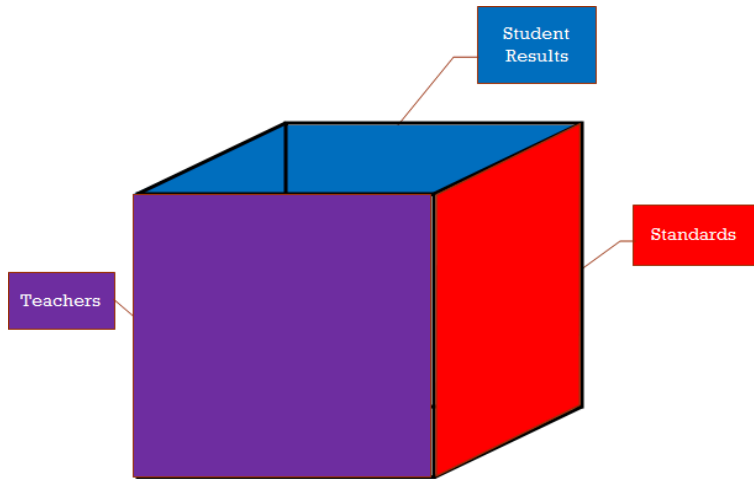
The committee shall serve exclusively in an advisory role except that each campus committee shall approve staff development of a campus nature.

### *Campus Improvement Team (CIT) Membership*

Name of CIT Member	Position	Meeting Dates
Keri Williams	District Appointee	10/23/2024
Cameron Arthur	Classroom Teacher	2/26/2024
Susie Lane	Classroom Teacher	4/2/2024
Jessica Knee	Classroom Teacher	
Ev Beniot	Non-classroom Professional	
Lissa Caudill	Classroom Teacher	
Lindsey Hover	Business Representative	
Kori Randle	Business Representative	
Rosanne Brummley	Community Representative	
Liz Smith	Community Representative	
Brian Agard	Parent	
Geeta Mandhadi	Parent	

# Data Analysis and Comprehensive Needs Assessment

Data Action is structured around a multidimensional “data cube” which represents the dynamic relationship between all students, teachers, and standards. Data Action starts with an analysis of integrated data sources through which district needs are identified. The District Improvement Plan is based on a comprehensive needs assessment of the entire school that takes into account information on the academic achievement of children in relation to challenging State academic standards, particularly the needs of those children who are failing, or are at-risk of failing, to meet the challenging State academic standards and any other factors as determined by the district. The needs are assessed to determine what is the root cause which drives the current results. Lastly, strategies are developed to address those root causes. Action items are detailed to monitor timelines, responsibility, and resources, and a SMART goal is established to measure efficacy.



## Sample Integrated Data Sources

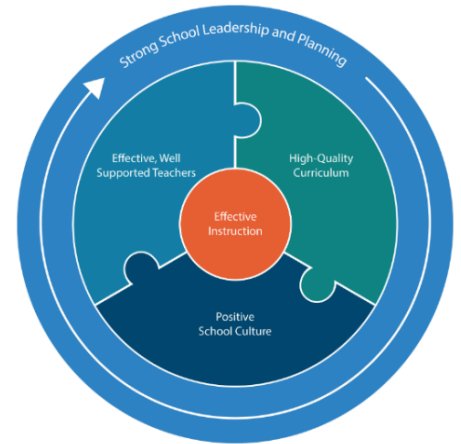
Students	Teachers	Standards
<a href="#">STAAR/EOC Results</a> <a href="#">Texas Academic Performance Reports</a> <a href="#">TELPAS results</a> Curriculum- Based Assessments Formative assessments Interim Assessments Student portfolios CLI/STAR Early Literacy Results <a href="#">Results Driven Accountability (RDA)</a> Eduphoria Aware Reports Individual Education Plans Attendance data <a href="#">Discipline referrals</a> Rtl Progress Monitoring reports Report cards <a href="#">Graduation/Dropout rates</a> <a href="#">AP data</a> Dual credit data CCMR Reports <a href="#">SAT/ACT Scores</a> Summary of Major Assessment (SOMA) Framework Panorama Survey Results <a href="#">PEIMS, TPEIR, TAPR, SRC</a> Reports	Student Growth/Progress reports <a href="#">STAAR/EOC Results</a> TTESS domain scores Walk-through data Professional development goals Attendance <a href="#">Retention rates</a> <a href="#">Discipline referrals</a> Lesson Plans Failure rates Grades vs Assessment Results TEKS content knowledge Technology skills Assessment design Participation in collaboratives AP exam participation and results UIL participation and results Growth Analysis Reports Star Renaissance SGA analysis Panorama Survey Results	Assessment item analysis Lead4Ward reports Vertical Alignment Matrices TEKS gaps analysis Tomball ISD Curriculum Lesson plans/Instructional design Most Missed Questions (MMQ's) SAT Analysis Reports AP Analysis Reports PSAT Analysis Reports Summary of Major Assessment (SOMA) Framework

Data from the above listed sources is analyzed at the district and campus level and disaggregated by student populations and special programs. Information on a wide variety of district, campus and student performance is publicly available at: <https://tea.texas.gov/reports-and-data>

## Effective Schools Framework (ESF)

At the core of effective schools is effective instruction: interactions between students, teachers, and content determine learning outcomes. This instructional core is strengthened and supported by effective, well-supported teachers, high-quality curriculum, and positive school culture. Strong school leadership and careful planning encompass and ensure each of these prioritized levers.

The Effective Schools Framework consists of a set of district commitments and, for schools, essential actions. District Commitments describe what local education agencies do to ensure that schools are set up for success. The Essential Actions describe what the most effective schools do to support powerful teaching and learning. The ESF framework is rooted in the continuous improvement process.



## ESF Theory of Action



### BUILD A COMMON VISION

The Effective Schools Framework builds a common vision with clarity and specificity to codify the best practices that effective Texas schools engage in daily.

### ASSESS

Campuses should assess current campus practices to the aspiration language of the Essential Actions in the Effective Schools Framework. This practice will act as a needs assessment to determine strengths and areas of growth. To ensure campuses and districts are appropriately prioritizing the highest leverage actions for continuous improvement efforts, the ESF Diagnostic Process serves as an effective tool to clearly identify strengths and areas of growth through the lens of an unbiased

ESF Facilitator.

### PRIORITIZE GAPS

Once a campus has assessed their current practices, they will prioritize 2 – 3 Essential Actions to prioritize their focus. Prioritization can be identified through a big gap/small gap analysis to narrow the focus on highest leverage actions that lead to improved systems and student outcomes.

### CONNECT WITH CAPACITY BUILDERS

Capacity building is a key part of the school improvement process. Campuses can partner with Vetted Improvement Partners (VIPs) or Education Services Centers (ESCs) who offer services to help improve campus practices and procedures aligned to specific essential actions of the Effective Schools Framework.

### TARGETED SUPPORT

Accountability is the foundation to success in any change effort. Districts and campuses should establish an ongoing targeted support plan throughout their continuous improvement efforts.

## ESF Levers

	Strong School Leadership and Planning	Effective campus instructional leaders with clear roles and responsibilities develop, implement, and monitor campus systems and structures that are aligned to a compelling school mission, vision, values, and goals rooted in student achievement.
	Strategic Staffing	Campus leadership retains effective, well-supported teachers by strategically recruiting, selecting, assigning and inducting teachers so that all students have access to high-quality educators.
	Positive School Culture	Campus systems support positive school culture through explicit behavioral expectations, school-wide culture routines, proactive and responsive student support services, and involved families and communities.
	High Quality Instructional Materials and Assessments	All students engage daily with TEKS-aligned, high-quality instructional materials, and assessments that support learning at appropriate levels of rigor.
	Effective Instruction	Campus leaders provide teachers with job-embedded professional development, including observation and feedback cycles, and access to time and data needed to reflect, adjust, and deliver instruction that meets the needs of all students.

### Lever 1: Strong School Leadership and Planning

- 1.1 **Develop campus instructional leaders (principal, assistant principal, counselors, teacher leaders) with clear roles and responsibilities**
- 1.2 **Compelling and aligned vision, mission, goals, values focused on a safe environment, high expectations, and rigorous instruction**
- 1.3 Focused plan development and regular monitoring of implementation and outcomes



### Lever 2: Strategic Staffing

- 2.1 **Recruit, select, assign, induct, and retain a full staff of highly qualified educators**



### Lever 3: Positive School Culture

- 3.1 **Explicit school-wide behavioral expectations and culture routines**
- 3.2 Proactive and responsive student support services
- 3.3 Involving families and community



### Lever 4: High-Quality Instructional Materials & Assessments

- 4.1 **Daily use of high-quality instructional materials**



### Lever 5: Effective Instruction

- 5.1 **Professional Development for Effective Classroom Instruction**
- 5.2 **Build teacher capacity through observation and feedback cycles**
- 5.3 **Data-driven instruction**
- 5.4 MTSS for students with learning gaps



## State A-F Accountability

Detailed district and campus level reports are available publicly at: [txschools.gov](https://txschools.gov)

At the time of publication, the 2024 A-F Accountability System ratings have not been released.



## To the Administrator Addressed

Commissioner Mike Morath

1701 North Congress Avenue • Austin, Texas 78701-1494 • 512 463-9734 • 512 463-9838 FAX • [tea.texas.gov](https://tea.texas.gov)

<b>DATE:</b>	<b>August 14, 2024</b>
<b>SUBJECT:</b>	<b>2024 Underlying Accountability Subset Data Available in TEAL</b>
<b>CATEGORY:</b>	<b>Performance Reporting</b>
<b>NEXT STEPS:</b>	<b>Share with appropriate staff</b>

The Texas A–F accountability system is a tool to help school systems continuously improve student performance to achieve the goals of eliminating achievement gaps based on race, ethnicity and socioeconomic status and ensuring Texas is a national leader in preparing students for success after graduation. The purpose of this communication is to announce that underlying 2024 accountability data was released to school systems today to assist school leaders with internal evaluation of academic performance.

Due to a pending lawsuit, the issuance of 2024 A-F ratings and Comprehensive, Targeted and Additional Targeted Support school improvement designations are pending and subject to change based on judicial rulings. Authorized school system users in the TEA Login (TEAL) Accountability application have access to data, reports and downloads that do not include A-F ratings or scale scores, nor federal school improvement designations.

- The 2024 Accountability Reports and Data Tables and the 2024 Accountability Data Downloads are now available in TEAL without ratings or scale scores. This includes a data download of the raw component scores for 2023 and 2024.
- The 2024 STAAR, Growth, AEA Retest Growth and EL Student Listings are also available in TEAL. 2024 CCMR Student Listings were posted on August 2, 2024.
- Superintendents who do not have access to TEAL Accountability must request access through the My Application Accounts link under Self Service in TEAL.
- For school systems who have calculated scale scores internally and would like to verify their calculations with the agency, for 2024 or also for 2023 to help internally evaluate progress, please email [performance.reporting@tea.texas.gov](mailto:performance.reporting@tea.texas.gov).

For additional information, visit the TEA's official [Performance Reporting](#) webpage, [2024 Accountability System](#) page and the [2024 Accountability Manual](#) page. The data provided to school systems today is based on the methodology in the final rule adopting the 2024 Accountability Manual, posted on May 9, 2024.

For questions or assistance regarding the information in this TAA, please call the Performance Reporting Division at 512-463-9704 or email [performance.reporting@tea.texas.gov](mailto:performance.reporting@tea.texas.gov).

# STAAR Results

Detailed district and campus level reports are available publicly at: <https://txresearchportal.com>.



## STATE OF TEXAS ASSESSMENTS OF ACADEMIC READINESS Combined Summary Report Grade 3 Reading Language Arts

District: 101-921 TOMBALL ISD  
Campus: 115 CREEKVIEW EL

Report Date: JULY 2024  
Date of Testing: SPRING 2024

Legend --- = No Data Reported For Fewer Than Five Students	STAAR			STAAR SPANISH			TOTAL		
	Number of Students Tested	Approaches		Number of Students Tested	Approaches		Number of Students Tested	Approaches	
		#	%		#	%		#	%
All Students	166	155	93	0	---	---	166	155	93
Male	91	83	91	0	---	---	91	83	91
Female	75	72	96	0	---	---	75	72	96
No Information Provided	0	---	---	0	---	---	0	---	---
Hispanic/Latino	86	77	90	0	---	---	86	77	90
American Indian or Alaska Native	1	---	---	0	---	---	1	---	---
Asian	4	---	---	0	---	---	4	---	---
Black or African American	8	8	100	0	---	---	8	8	100
Native Hawaiian or Other Pacific Islander	0	---	---	0	---	---	0	---	---
White	62	61	98	0	---	---	62	61	98
Two or More Races	5	5	100	0	---	---	5	5	100
No Information Provided	0	---	---	0	---	---	0	---	---
Economically Disadvantaged									
Yes	23	19	83	0	---	---	23	19	83
No	143	136	95	0	---	---	143	136	95
No Information Provided	0	---	---	0	---	---	0	---	---
Title I, Part A									
Participants	0	---	---	0	---	---	0	---	---
Nonparticipants	166	155	93	0	---	---	166	155	93
No Information Provided	0	---	---	0	---	---	0	---	---
Migrant									
Yes	0	---	---	0	---	---	0	---	---
No	166	155	93	0	---	---	166	155	93
No Information Provided	0	---	---	0	---	---	0	---	---
Identified as Emergent Bilingual/English Learner	36	32	89	0	---	---	36	32	89
Monitored 1st Year, reclassified from EB/EL	0	---	---	0	---	---	0	---	---
Monitored 2nd Year, reclassified from EB/EL	9	9	100	0	---	---	9	9	100
Monitored 3rd Year, reclassified from EB/EL	0	---	---	0	---	---	0	---	---
Monitored 4th Year, reclassified from EB/EL	0	---	---	0	---	---	0	---	---
Former EB/EL (Post Monitoring)	0	---	---	0	---	---	0	---	---
Non-Emergent Bilingual/Non-English Learner	121	114	94	0	---	---	121	114	94
No Information Provided	0	---	---	0	---	---	0	---	---
Bilingual									
Participants	0	---	---	0	---	---	0	---	---
Nonparticipants	166	155	93	0	---	---	166	155	93
No Information Provided	0	---	---	0	---	---	0	---	---
ESL									
Participants	36	32	89	0	---	---	36	32	89
Nonparticipants	130	123	95	0	---	---	130	123	95
No Information Provided	0	---	---	0	---	---	0	---	---
Special Education									
Yes	10	5	50	0	---	---	10	5	50
No	156	150	96	0	---	---	156	150	96
No Information Provided	0	---	---	0	---	---	0	---	---
Section 504									
Yes	12	11	92	0	---	---	12	11	92
No	154	144	94	0	---	---	154	144	94
No Information Provided	0	---	---	0	---	---	0	---	---
Gifted/Talented									
Participants	30	30	100	0	---	---	30	30	100
Nonparticipants	136	125	92	0	---	---	136	125	92
No Information Provided	0	---	---	0	---	---	0	---	---
At-Risk									
Yes	37	32	86	0	---	---	37	32	86
No	129	123	95	0	---	---	129	123	95
No Information Provided	0	---	---	0	---	---	0	---	---



**STATE OF TEXAS ASSESSMENTS OF ACADEMIC READINESS**  
**Combined Summary Report**  
**Grade 3 Mathematics**

District: 101-921 TOMBALL ISD  
 Campus: 115 CREEKVIEW EL

Report Date: JULY 2024  
 Date of Testing: SPRING 2024

Legend --- = No Data Reported For Fewer Than Five Students			STAAR			STAAR SPANISH			TOTAL		
	Number of Students Tested	Approaches		Number of Students Tested	Approaches		Number of Students Tested	Approaches			
		#	%		#	%		#	%		
All Students	165	160	97	0	---	---	165	160	97		
Male	91	89	98	0	---	---	91	89	98		
Female	74	71	96	0	---	---	74	71	96		
No Information Provided	0	---	---	0	---	---	0	---	---		
Hispanic/Latino	86	81	94	0	---	---	86	81	94		
American Indian or Alaska Native	1	---	---	0	---	---	1	---	---		
Asian	4	---	---	0	---	---	4	---	---		
Black or African American	8	8	100	0	---	---	8	8	100		
Native Hawaiian or Other Pacific Islander	0	---	---	0	---	---	0	---	---		
White	61	61	100	0	---	---	61	61	100		
Two or More Races	5	5	100	0	---	---	5	5	100		
No Information Provided	0	---	---	0	---	---	0	---	---		
Economically Disadvantaged											
Yes	23	19	83	0	---	---	23	19	83		
No	142	141	99	0	---	---	142	141	99		
No Information Provided	0	---	---	0	---	---	0	---	---		
Title I, Part A											
Participants	0	---	---	0	---	---	0	---	---		
Nonparticipants	165	160	97	0	---	---	165	160	97		
No Information Provided	0	---	---	0	---	---	0	---	---		
Migrant											
Yes	0	---	---	0	---	---	0	---	---		
No	165	160	97	0	---	---	165	160	97		
No Information Provided	0	---	---	0	---	---	0	---	---		
Identified as Emergent Bilingual/English Learner	36	34	94	0	---	---	36	34	94		
Monitored 1st Year, reclassified from EB/EL	0	---	---	0	---	---	0	---	---		
Monitored 2nd Year, reclassified from EB/EL	9	9	100	0	---	---	9	9	100		
Monitored 3rd Year, reclassified from EB/EL	0	---	---	0	---	---	0	---	---		
Monitored 4th Year, reclassified from EB/EL	0	---	---	0	---	---	0	---	---		
Former EB/EL (Post Monitoring)	0	---	---	0	---	---	0	---	---		
Non-Emergent Bilingual/Non-English Learner	120	117	98	0	---	---	120	117	98		
No Information Provided	0	---	---	0	---	---	0	---	---		
Bilingual											
Participants	0	---	---	0	---	---	0	---	---		
Nonparticipants	165	160	97	0	---	---	165	160	97		
No Information Provided	0	---	---	0	---	---	0	---	---		
ESL											
Participants	36	34	94	0	---	---	36	34	94		
Nonparticipants	129	126	98	0	---	---	129	126	98		
No Information Provided	0	---	---	0	---	---	0	---	---		
Special Education											
Yes	10	7	70	0	---	---	10	7	70		
No	155	153	99	0	---	---	155	153	99		
No Information Provided	0	---	---	0	---	---	0	---	---		
Section 504											
Yes	11	11	100	0	---	---	11	11	100		
No	154	149	97	0	---	---	154	149	97		
No Information Provided	0	---	---	0	---	---	0	---	---		
Gifted/Talented											
Participants	30	30	100	0	---	---	30	30	100		
Nonparticipants	135	130	96	0	---	---	135	130	96		
No Information Provided	0	---	---	0	---	---	0	---	---		
At-Risk											
Yes	37	34	92	0	---	---	37	34	92		
No	128	126	98	0	---	---	128	126	98		
No Information Provided	0	---	---	0	---	---	0	---	---		





# STATE OF TEXAS ASSESSMENTS OF ACADEMIC READINESS

## Combined Summary Report

### Grade 4 Reading Language Arts

District: 101-921 TOMBALL ISD  
Campus: 115 CREEKVIEW EL

Report Date: JULY 2024  
Date of Testing: SPRING 2024

Legend --- = No Data Reported For Fewer Than Five Students		STAAR			STAAR SPANISH			TOTAL		
		Number of Students Tested	Approaches		Number of Students Tested	Approaches		Number of Students Tested	Approaches	
			#	%		#	%		#	%
<b>All Students</b>		157	149	95	0	---	---	157	149	95
Male		72	68	94	0	---	---	72	68	94
Female		85	81	95	0	---	---	85	81	95
No Information Provided		0	---	---	0	---	---	0	---	---
Hispanic/Latino		85	82	96	0	---	---	85	82	96
American Indian or Alaska Native		0	---	---	0	---	---	0	---	---
Asian		4	---	---	0	---	---	4	---	---
Black or African American		7	6	86	0	---	---	7	6	86
Native Hawaiian or Other Pacific Islander		0	---	---	0	---	---	0	---	---
White		56	54	96	0	---	---	56	54	96
Two or More Races		5	4	80	0	---	---	5	4	80
No Information Provided		0	---	---	0	---	---	0	---	---
Economically Disadvantaged		21	17	81	0	---	---	21	17	81
Yes		21	17	81	0	---	---	21	17	81
No		136	132	97	0	---	---	136	132	97
No Information Provided		0	---	---	0	---	---	0	---	---
Title I, Part A		0	---	---	0	---	---	0	---	---
Participants		0	---	---	0	---	---	0	---	---
Nonparticipants		157	149	95	0	---	---	157	149	95
No Information Provided		0	---	---	0	---	---	0	---	---
Migrant		0	---	---	0	---	---	0	---	---
Yes		0	---	---	0	---	---	0	---	---
No		157	149	95	0	---	---	157	149	95
No Information Provided		0	---	---	0	---	---	0	---	---
Identified as Emergent Bilingual/English Learner		45	43	96	0	---	---	45	43	96
Monitored 1st Year, reclassified from EB/EL		1	---	---	0	---	---	1	---	---
Monitored 2nd Year, reclassified from EB/EL		2	---	---	0	---	---	2	---	---
Monitored 3rd Year, reclassified from EB/EL		2	---	---	0	---	---	2	---	---
Monitored 4th Year, reclassified from EB/EL		0	---	---	0	---	---	0	---	---
Former EB/EL (Post Monitoring)		0	---	---	0	---	---	0	---	---
Non-Emergent Bilingual/Non-English Learner		107	101	94	0	---	---	107	101	94
No Information Provided		0	---	---	0	---	---	0	---	---
Bilingual		0	---	---	0	---	---	0	---	---
Participants		0	---	---	0	---	---	0	---	---
Nonparticipants		157	149	95	0	---	---	157	149	95
No Information Provided		0	---	---	0	---	---	0	---	---
ESL		45	43	96	0	---	---	45	43	96
Participants		45	43	96	0	---	---	45	43	96
Nonparticipants		112	106	95	0	---	---	112	106	95
No Information Provided		0	---	---	0	---	---	0	---	---
Special Education		10	5	50	0	---	---	10	5	50
Yes		10	5	50	0	---	---	10	5	50
No		147	144	98	0	---	---	147	144	98
No Information Provided		0	---	---	0	---	---	0	---	---
Section 504		12	12	100	0	---	---	12	12	100
Yes		12	12	100	0	---	---	12	12	100
No		145	137	94	0	---	---	145	137	94
No Information Provided		0	---	---	0	---	---	0	---	---
Gifted/Talented		20	20	100	0	---	---	20	20	100
Participants		20	20	100	0	---	---	20	20	100
Nonparticipants		137	129	94	0	---	---	137	129	94
No Information Provided		0	---	---	0	---	---	0	---	---
At-Risk		47	44	94	0	---	---	47	44	94
Yes		47	44	94	0	---	---	47	44	94
No		110	105	95	0	---	---	110	105	95
No Information Provided		0	---	---	0	---	---	0	---	---



**STATE OF TEXAS ASSESSMENTS OF ACADEMIC READINESS**  
**Combined Summary Report**  
**Grade 4 Mathematics**

District: 101-921 TOMBALL ISD  
 Campus: 115 CREEKVIEW EL

Report Date: JULY 2024  
 Date of Testing: SPRING 2024

Legend --- = No Data Reported For Fewer Than Five Students		STAAR			STAAR SPANISH			TOTAL		
		Number of Students Tested	Approaches		Number of Students Tested	Approaches		Number of Students Tested	Approaches	
			#	%		#	%		#	%
<b>All Students</b>		157	145	92	0	---	---	157	145	92
Male		72	67	93	0	---	---	72	67	93
Female		85	78	92	0	---	---	85	78	92
No Information Provided		0	---	---	0	---	---	0	---	---
Hispanic/Latino		85	79	93	0	---	---	85	79	93
American Indian or Alaska Native		0	---	---	0	---	---	0	---	---
Asian		4	---	---	0	---	---	4	---	---
Black or African American		7	6	86	0	---	---	7	6	86
Native Hawaiian or Other Pacific Islander		0	---	---	0	---	---	0	---	---
White		56	54	96	0	---	---	56	54	96
Two or More Races		5	3	60	0	---	---	5	3	60
No Information Provided		0	---	---	0	---	---	0	---	---
Economically Disadvantaged		21	14	67	0	---	---	21	14	67
Yes		21	14	67	0	---	---	21	14	67
No		136	131	96	0	---	---	136	131	96
No Information Provided		0	---	---	0	---	---	0	---	---
Title I, Part A		0	---	---	0	---	---	0	---	---
Participants		0	---	---	0	---	---	0	---	---
Nonparticipants		157	145	92	0	---	---	157	145	92
No Information Provided		0	---	---	0	---	---	0	---	---
Migrant		0	---	---	0	---	---	0	---	---
Yes		0	---	---	0	---	---	0	---	---
No		157	145	92	0	---	---	157	145	92
No Information Provided		0	---	---	0	---	---	0	---	---
Identified as Emergent Bilingual/English Learner		45	41	91	0	---	---	45	41	91
Monitored 1st Year, reclassified from EB/EL		1	---	---	0	---	---	1	---	---
Monitored 2nd Year, reclassified from EB/EL		2	---	---	0	---	---	2	---	---
Monitored 3rd Year, reclassified from EB/EL		2	---	---	0	---	---	2	---	---
Monitored 4th Year, reclassified from EB/EL		0	---	---	0	---	---	0	---	---
Former EB/EL (Post Monitoring)		0	---	---	0	---	---	0	---	---
Non-Emergent Bilingual/Non-English Learner		107	99	93	0	---	---	107	99	93
No Information Provided		0	---	---	0	---	---	0	---	---
Bilingual		0	---	---	0	---	---	0	---	---
Participants		0	---	---	0	---	---	0	---	---
Nonparticipants		157	145	92	0	---	---	157	145	92
No Information Provided		0	---	---	0	---	---	0	---	---
ESL		45	41	91	0	---	---	45	41	91
Participants		45	41	91	0	---	---	45	41	91
Nonparticipants		112	104	93	0	---	---	112	104	93
No Information Provided		0	---	---	0	---	---	0	---	---
Special Education		10	4	40	0	---	---	10	4	40
Yes		10	4	40	0	---	---	10	4	40
No		147	141	96	0	---	---	147	141	96
No Information Provided		0	---	---	0	---	---	0	---	---
Section 504		12	12	100	0	---	---	12	12	100
Yes		12	12	100	0	---	---	12	12	100
No		145	133	92	0	---	---	145	133	92
No Information Provided		0	---	---	0	---	---	0	---	---
Gifted/Talented		20	20	100	0	---	---	20	20	100
Participants		20	20	100	0	---	---	20	20	100
Nonparticipants		137	125	91	0	---	---	137	125	91
No Information Provided		0	---	---	0	---	---	0	---	---
At-Risk		47	43	91	0	---	---	47	43	91
Yes		47	43	91	0	---	---	47	43	91
No		110	102	93	0	---	---	110	102	93
No Information Provided		0	---	---	0	---	---	0	---	---



**STATE OF TEXAS ASSESSMENTS OF ACADEMIC READINESS**  
**Combined Summary Report**  
**Grade 5 Reading Language Arts**

District: 101-921 TOMBALL ISD  
 Campus: 115 CREEKVIEW EL

Report Date: JULY 2024  
 Date of Testing: SPRING 2024

Legend --- = No Data Reported For Fewer Than Five Students		STAAR			STAAR SPANISH			TOTAL		
		Number of Students Tested	Approaches		Number of Students Tested	Approaches		Number of Students Tested	Approaches	
			#	%		#	%		#	%
<b>All Students</b>		141	135	96	0	---	---	141	135	96
<b>Male</b>		74	71	96	0	---	---	74	71	96
<b>Female</b>		67	64	96	0	---	---	67	64	96
<b>No Information Provided</b>		0	---	---	0	---	---	0	---	---
<b>Hispanic/Latino</b>		65	63	97	0	---	---	65	63	97
<b>American Indian or Alaska Native</b>		2	---	---	0	---	---	2	---	---
<b>Asian</b>		6	6	100	0	---	---	6	6	100
<b>Black or African American</b>		10	10	100	0	---	---	10	10	100
<b>Native Hawaiian or Other Pacific Islander</b>		0	---	---	0	---	---	0	---	---
<b>White</b>		52	49	94	0	---	---	52	49	94
<b>Two or More Races</b>		6	5	83	0	---	---	6	5	83
<b>No Information Provided</b>		0	---	---	0	---	---	0	---	---
<b>Economically Disadvantaged</b>										
Yes		19	19	100	0	---	---	19	19	100
No		122	116	95	0	---	---	122	116	95
<b>No Information Provided</b>		0	---	---	0	---	---	0	---	---
<b>Title I, Part A</b>										
Participants		0	---	---	0	---	---	0	---	---
Nonparticipants		141	135	96	0	---	---	141	135	96
<b>No Information Provided</b>		0	---	---	0	---	---	0	---	---
<b>Migrant</b>										
Yes		0	---	---	0	---	---	0	---	---
No		141	135	96	0	---	---	141	135	96
<b>No Information Provided</b>		0	---	---	0	---	---	0	---	---
<b>Identified as Emergent Bilingual/English Learner</b>										
Monitored 1st Year, reclassified from EB/EL		2	---	---	0	---	---	2	---	---
Monitored 2nd Year, reclassified from EB/EL		2	---	---	0	---	---	2	---	---
Monitored 3rd Year, reclassified from EB/EL		0	---	---	0	---	---	0	---	---
Monitored 4th Year, reclassified from EB/EL		0	---	---	0	---	---	0	---	---
Former EB/EL (Post Monitoring)		0	---	---	0	---	---	0	---	---
Non-Emergent Bilingual/Non-English Learner		111	105	95	0	---	---	111	105	95
<b>No Information Provided</b>		0	---	---	0	---	---	0	---	---
<b>Bilingual</b>										
Participants		0	---	---	0	---	---	0	---	---
Nonparticipants		141	135	96	0	---	---	141	135	96
<b>No Information Provided</b>		0	---	---	0	---	---	0	---	---
<b>ESL</b>										
Participants		26	26	100	0	---	---	26	26	100
Nonparticipants		115	109	95	0	---	---	115	109	95
<b>No Information Provided</b>		0	---	---	0	---	---	0	---	---
<b>Special Education</b>										
Yes		14	8	57	0	---	---	14	8	57
No		127	127	100	0	---	---	127	127	100
<b>No Information Provided</b>		0	---	---	0	---	---	0	---	---
<b>Section 504</b>										
Yes		11	11	100	0	---	---	11	11	100
No		130	124	95	0	---	---	130	124	95
<b>No Information Provided</b>		0	---	---	0	---	---	0	---	---
<b>Gifted/Talented</b>										
Participants		18	18	100	0	---	---	18	18	100
Nonparticipants		123	117	95	0	---	---	123	117	95
<b>No Information Provided</b>		0	---	---	0	---	---	0	---	---
<b>At-Risk</b>										
Yes		29	28	97	0	---	---	29	28	97
No		112	107	96	0	---	---	112	107	96
<b>No Information Provided</b>		0	---	---	0	---	---	0	---	---



**STATE OF TEXAS ASSESSMENTS OF ACADEMIC READINESS**  
**Combined Summary Report**  
**Grade 5 Mathematics**

District: 101-921 TOMBALL ISD  
 Campus: 115 CREEKVIEW EL

Report Date: JULY 2024  
 Date of Testing: SPRING 2024

Legend --- = No Data Reported For Fewer Than Five Students	STAAR			STAAR SPANISH			TOTAL		
	Number of Students Tested	Approaches		Number of Students Tested	Approaches		Number of Students Tested	Approaches	
		#	%		#	%		#	%
All Students	141	138	98	0	---	---	141	138	98
Male	74	73	99	0	---	---	74	73	99
Female	67	65	97	0	---	---	67	65	97
No Information Provided	0	---	---	0	---	---	0	---	---
Hispanic/Latino	65	63	97	0	---	---	65	63	97
American Indian or Alaska Native	2	---	---	0	---	---	2	---	---
Asian	6	6	100	0	---	---	6	6	100
Black or African American	10	10	100	0	---	---	10	10	100
Native Hawaiian or Other Pacific Islander	0	---	---	0	---	---	0	---	---
White	52	52	100	0	---	---	52	52	100
Two or More Races	6	5	83	0	---	---	6	5	83
No Information Provided	0	---	---	0	---	---	0	---	---
Economically Disadvantaged									
Yes	19	19	100	0	---	---	19	19	100
No	122	119	98	0	---	---	122	119	98
No Information Provided	0	---	---	0	---	---	0	---	---
Title I, Part A									
Participants	0	---	---	0	---	---	0	---	---
Nonparticipants	141	138	98	0	---	---	141	138	98
No Information Provided	0	---	---	0	---	---	0	---	---
Migrant									
Yes	0	---	---	0	---	---	0	---	---
No	141	138	98	0	---	---	141	138	98
No Information Provided	0	---	---	0	---	---	0	---	---
Identified as Emergent Bilingual/English Learner									
Monitored 1st Year, reclassified from EB/EL	2	---	---	0	---	---	2	---	---
Monitored 2nd Year, reclassified from EB/EL	2	---	---	0	---	---	2	---	---
Monitored 3rd Year, reclassified from EB/EL	0	---	---	0	---	---	0	---	---
Monitored 4th Year, reclassified from EB/EL	0	---	---	0	---	---	0	---	---
Former EB/EL (Post Monitoring)	0	---	---	0	---	---	0	---	---
Non-Emergent Bilingual/Non-English Learner	111	108	97	0	---	---	111	108	97
No Information Provided	0	---	---	0	---	---	0	---	---
Bilingual									
Participants	0	---	---	0	---	---	0	---	---
Nonparticipants	141	138	98	0	---	---	141	138	98
No Information Provided	0	---	---	0	---	---	0	---	---
ESL									
Participants	26	26	100	0	---	---	26	26	100
Nonparticipants	115	112	97	0	---	---	115	112	97
No Information Provided	0	---	---	0	---	---	0	---	---
Special Education									
Yes	14	11	79	0	---	---	14	11	79
No	127	127	100	0	---	---	127	127	100
No Information Provided	0	---	---	0	---	---	0	---	---
Section 504									
Yes	11	11	100	0	---	---	11	11	100
No	130	127	98	0	---	---	130	127	98
No Information Provided	0	---	---	0	---	---	0	---	---
Gifted/Talented									
Participants	18	18	100	0	---	---	18	18	100
Nonparticipants	123	120	98	0	---	---	123	120	98
No Information Provided	0	---	---	0	---	---	0	---	---
At-Risk									
Yes	29	29	100	0	---	---	29	29	100
No	112	109	97	0	---	---	112	109	97
No Information Provided	0	---	---	0	---	---	0	---	---



**STATE OF TEXAS ASSESSMENTS OF ACADEMIC READINESS**  
**Combined Summary Report**  
**Grade 5 Science**

District: 101-921 TOMBALL ISD  
 Campus: 115 CREEKVIEW EL

Report Date: JULY 2024  
 Date of Testing: SPRING 2024

Legend --- = No Data Reported For Fewer Than Five Students	STAAR			STAAR SPANISH			TOTAL		
	Number of Students Tested	Approaches		Number of Students Tested	Approaches		Number of Students Tested	Approaches	
		#	%		#	%		#	%
<b>All Students</b>	140	126	90	0	---	---	140	126	90
Male	74	69	93	0	---	---	74	69	93
Female	66	57	86	0	---	---	66	57	86
No Information Provided	0	---	---	0	---	---	0	---	---
Hispanic/Latino	65	57	88	0	---	---	65	57	88
American Indian or Alaska Native	2	---	---	0	---	---	2	---	---
Asian	6	4	67	0	---	---	6	4	67
Black or African American	10	9	90	0	---	---	10	9	90
Native Hawaiian or Other Pacific Islander	0	---	---	0	---	---	0	---	---
White	51	49	96	0	---	---	51	49	96
Two or More Races	6	5	83	0	---	---	6	5	83
No Information Provided	0	---	---	0	---	---	0	---	---
Economically Disadvantaged	19	15	79	0	---	---	19	15	79
Yes	19	15	79	0	---	---	19	15	79
No	121	111	92	0	---	---	121	111	92
No Information Provided	0	---	---	0	---	---	0	---	---
Title I, Part A	0	---	---	0	---	---	0	---	---
Participants	0	---	---	0	---	---	0	---	---
Nonparticipants	140	126	90	0	---	---	140	126	90
No Information Provided	0	---	---	0	---	---	0	---	---
Migrant	0	---	---	0	---	---	0	---	---
Yes	0	---	---	0	---	---	0	---	---
No	140	126	90	0	---	---	140	126	90
No Information Provided	0	---	---	0	---	---	0	---	---
Identified as Emergent Bilingual/English Learner	26	24	92	0	---	---	26	24	92
Monitored 1st Year, reclassified from EB/EL	2	---	---	0	---	---	2	---	---
Monitored 2nd Year, reclassified from EB/EL	2	---	---	0	---	---	2	---	---
Monitored 3rd Year, reclassified from EB/EL	0	---	---	0	---	---	0	---	---
Monitored 4th Year, reclassified from EB/EL	0	---	---	0	---	---	0	---	---
Former EB/EL (Post Monitoring)	0	---	---	0	---	---	0	---	---
Non-Emergent Bilingual/Non-English Learner	110	98	89	0	---	---	110	98	89
No Information Provided	0	---	---	0	---	---	0	---	---
Bilingual	0	---	---	0	---	---	0	---	---
Participants	0	---	---	0	---	---	0	---	---
Nonparticipants	140	126	90	0	---	---	140	126	90
No Information Provided	0	---	---	0	---	---	0	---	---
ESL	26	24	92	0	---	---	26	24	92
Participants	26	24	92	0	---	---	26	24	92
Nonparticipants	114	102	89	0	---	---	114	102	89
No Information Provided	0	---	---	0	---	---	0	---	---
Special Education	14	9	64	0	---	---	14	9	64
Yes	14	9	64	0	---	---	14	9	64
No	126	117	93	0	---	---	126	117	93
No Information Provided	0	---	---	0	---	---	0	---	---
Section 504	11	9	82	0	---	---	11	9	82
Yes	11	9	82	0	---	---	11	9	82
No	129	117	91	0	---	---	129	117	91
No Information Provided	0	---	---	0	---	---	0	---	---
Gifted/Talented	18	18	100	0	---	---	18	18	100
Participants	18	18	100	0	---	---	18	18	100
Nonparticipants	122	108	89	0	---	---	122	108	89
No Information Provided	0	---	---	0	---	---	0	---	---
At-Risk	29	26	90	0	---	---	29	26	90
Yes	29	26	90	0	---	---	29	26	90
No	111	100	90	0	---	---	111	100	90
No Information Provided	0	---	---	0	---	---	0	---	---

## Attendance

Creekview Elementary School	PIA - Cumulative
	2023-2024
<b>All Students</b>	<b>95.9%</b>
<b>Ethnicity</b>	
Hispanic/Latino	95.6%
American Indian or Alaska Native	97.2%
Asian	95.4%
Black or African American	96.7%
Native Hawaiian or Other Pacific Islander	-
White	96.1%
Two or More Races	94.9%
<b>Gender</b>	
Male	95.7%
Female	96.1%
<b>Grade</b>	
Kindergarten	95.7%
1st	95.4%
2nd	96.0%
3rd	95.8%
4th	96.3%
5th	95.9%
<b>Special Population</b>	
At Risk	95.4%
Early Reading Indicator	95.0%
Economic Disadvantage	95.1%
Emergent Bilingual	95.5%
Foster Care	97.0%
Gifted and Talented	96.1%
Homeless Status	-
Migrant	-
Military Connected	99.1%
RDSPD	-
Section 504	96.6%
Special Education	95.5%
Unaccompanied Youth	-

## Discipline

Texas statute requires every district to publish a report on violent or criminal incidents at their schools. This annual report must include a statement of the number, rate, and type of violent or criminal incidents that occurred on each district campus, to the extent permitted under the Family Educational Rights and Privacy Act of 1974. These codes include those specified by TEA as mandatory expulsion incidents in the [Unsafe School Choice Option Guidance Handbook](#). Codes 59 and 61 are also monitored by TEA.

Discipline	PEIMS Code	Descriptor
Drugs	36	Felony Controlled Substance Violation – TEC §37.007(a)(3)
Assaults	29	Aggravated Assault Under Penal Code §22.02 Against a school district employee or volunteer – TEC §37.007(d)
	30	Aggravated Assault Under Penal Code §22.02 Against someone other than a school district employee or volunteer – TEC §37.007 (a)(2)(A)
	31	Sexual Assault Under Penal Code §22.011 Or Aggravated Sexual Assault Under Penal Code §22.021 Against a school district employee or volunteer – TEC §37.007(d)
	32	Sexual Assault Under Penal Code §22.011 Or Aggravated Sexual Assault Under Penal Code §22.021 Against someone other than a school district employee or volunteer – TEC §37.007(a)(2)(A)
Weapons	11	Brought a Firearm to School – TEC 37.007(e) or Unlawful Carrying of a Handgun under Penal Code 46.02 – TEC 37.007(a)(1)
	12	Unlawful Carrying of a Location-Restricted Knife under Penal Code 46.02 – TEC 37.007(a)(1) (Location-Restricted knife - longer than 5.5 inches)
	14	Conduct Containing the Elements of an Offense Relating to Prohibited Weapons Under Penal Code 46.05 – TEC 37.007(a)(1)
Arson	16	Arson TEC 37.007(a)(2)(B)
Death / Deadly Conduct	17	Murder, Capital Murder, Criminal Attempt to Commit Murder or Capital Murder TEC 37.007(a)(2)(C)
	47	Manslaughter TEC 37.007(a)(2)(G)
	48	Criminally Negligent Homicide TEC 37.007 (a)(2)(H)
Child Abuse	18	Indecency with a Child TE C37.007(a)(2)(D)
	57	Continuous Sexual Abuse of a Young Child or Disabled Individual Under Penal Code 21.02 (TEC 37.007(a)(2)(I))
Kidnaping	19	Aggravated Kidnapping TEC 37.007(a)(2)(E)
Robbery	46	Aggravated Robbery TEC 37.007(a)(2)(F); 37.007(C)-(D)
Other Serious Misbehavior	59	<i>Serious Misbehavior, as defined by TEC §37.007(c), while expelled to/placed in a Disciplinary Alternative Education Program (DAEP)- TEC §37.007(c) defines "serious misbehavior" as:</i> <i>(1) deliberate violent behavior that poses a direct threat to the health or safety of others;</i> <i>(2) extortion, meaning the gaining of money or other property by force or threat;</i> <i>(3) conduct that constitutes coercion, as defined by Section 1.07, Penal Code; or</i> <i>(4) conduct that constitutes the offense of:</i> <i>(A) public lewdness under Section 21.07, Penal Code;</i> <i>(B) indecent exposure under Section 21.08, Penal Code;</i> <i>(C) criminal mischief under Section 28.03, Penal Code;</i> <i>(D) personal hazing under Section 37.152; or</i> <i>(E) harassment under Section 42.07(a)(1), Penal Code, of a student or district employee.</i>
	61	<i>Bullying TEC 37.0052(b)</i>

Tomball ISD reported the following number of incidents for the above listed discipline infractions over the last three school years:

Year	Enrollment	Discipline Code																Total
		11	12	14	16	17	18	19	29	30	31	32	36	46	47	48	57	
2023-2024	961	0	0	0	0	0	0	0	0	0	0	0	0	0	0	0	0	0
2022-2023	932	0	0	0	0	0	0	0	0	0	0	0	0	0	0	0	0	0
2021-2022	1,087	0	0	0	0	0	0	0	0	0	0	0	0	0	0	0	0	0
Total		0	0	0	0	0	0	0	0	0	0	0	0	0	0	0	0	0

Creekview EL	Number of Students	ISS Actions	ISS Students	ISS Percent	OSS Actions	OSS Students	OSS Percent	DAEP Actions	DAEP Students	DAEP Percent	JJAEP Actions	JJAEP Students	JJAEP Percent	Total Actions	Total Students	Total Percent
All	957	10	6	0.63%	0	0	0.00%	0	0	0.00%	0	0	0.00%	10	6	0.63%
Asian	38	0	0	0.00%	0	0	0.00%	0	0	0.00%	0	0	0.00%	0	0	0.00%
Black or African American	55	2	2	3.64%	0	0	0.00%	0	0	0.00%	0	0	0.00%	2	2	3.64%
Hispanic/Latino	455	3	2	0.44%	0	0	0.00%	0	0	0.00%	0	0	0.00%	3	2	0.44%
American Indian or Alaska Native	4	0	0	0.00%	0	0	0.00%	0	0	0.00%	0	0	0.00%	0	0	0.00%
Two or More Races	33	0	0	0.00%	0	0	0.00%	0	0	0.00%	0	0	0.00%	0	0	0.00%
White	372	5	2	0.54%	0	0	0.00%	0	0	0.00%	0	0	0.00%	5	2	0.54%
Female	479	4	1	0.21%	0	0	0.00%	0	0	0.00%	0	0	0.00%	4	1	0.21%
Male	478	6	5	1.05%	0	0	0.00%	0	0	0.00%	0	0	0.00%	6	5	1.05%
Special Education - Summer	106	4	1	0.94%	0	0	0.00%	0	0	0.00%	0	0	0.00%	4	1	0.94%
Economic Disadvantage - Fall	133	3	2	1.50%	0	0	0.00%	0	0	0.00%	0	0	0.00%	3	2	1.50%
Economic Disadvantage - Summer	152	4	3	1.97%	0	0	0.00%	0	0	0.00%	0	0	0.00%	4	3	1.97%
At Risk - Fall	260	1	1	0.38%	0	0	0.00%	0	0	0.00%	0	0	0.00%	1	1	0.38%
ESL - Fall	205	0	0	0.00%	0	0	0.00%	0	0	0.00%	0	0	0.00%	0	0	0.00%
Section 504 - Summer	58	1	1	1.72%	0	0	0.00%	0	0	0.00%	0	0	0.00%	1	1	1.72%

ISS: In-School Suspension

OSS: Out-of-School Suspension

DAEP: Disciplinary Alternative Education Program

JJAEP: Juvenile Justice Alternative Education Program

Detailed district and campus level reports are available publicly at: [teatexas.gov/reports-and-data](https://teatexas.gov/reports-and-data)



## Campuswide Reform Strategies and SMART Goals

The Campus will implement the following campus-wide reform strategies to address campus needs and provide opportunities for all children, including each of the subgroups of students (economically disadvantaged students, students from major racial and ethnic groups, children with disabilities, English learners, and at-risk students) to meet the challenging State academic standards. The Campus will particularly address the needs of those at-risk of not meeting the challenging State academic standards. This Campus will use methods and instructional strategies to strengthen the academic program in the Campus, increase the amount and quality of learning time, and help provide an enriched and accelerated curriculum which may include programs, activities, and courses necessary to provide a well-rounded education.

<b>Goal 1</b>	In the areas of reading and math, CES will increase the percentage of "meets" students to 90% and "masters" students to 80% in STAAR.			
<b>Strategies</b>	Collaboration, Professional Development, Supervision, data analysis			
<b>Actions</b>	<b>Responsible</b>	<b>Timeline</b>	<b>Resource(s)</b>	<b>Evaluation</b>
Guide collaborative teams in analyzing data to emphasize the following: areas of greatest growth, district comparison, campus-to-campus comparison, teacher-to-teacher with subpops, and learning standards for the purpose of planning DLTs and determining levels of mastery.	ILT, admin, teachers	August 2024 - May 2025	Student and Teacher Data  DLTs  TEKS  Vertical teams	PLC Agendas  Walkthroughs  Collaboratives Unit Assessment
Use the acceleration model for intervention that prioritizes medium-to-high-performing students.	Teachers, ILT, admin	September 2024 - May 2025	Campus-wide Flex Time  Student data  Grade level flex group documentation	Flex groups  Lesson plans  Walkthroughs
Students engage in regular goal-setting to track their progress and growth.	Teachers	September 2024 - May 2025	Grade-level essential standards  Student data	Student data tracking folders

Teachers plan lessons using instructional “best practices”: phonics (with decodable texts), making sense of challenging texts (non-decodable), developing extensive word knowledge, spiral reviews, automaticity of facts and HFW, and moving conceptual ideas from concrete to abstract.	Teachers	September 2024 - May 2025	Resource list of best practices  Spiral review curriculum docs  UFLI  Lending library	Lesson plans  DLTs  Walkthroughs  Student data tracking folders  Collaboratives
---	----------	---------------------------	---	---

<b>Goal 2</b>	70% of students that receive special education services will make approaches on STAAR reading.			
<b>Strategies</b>	Collaboration, Professional Development, Supervision, data analysis			
<b>Actions</b>	<b>Responsible</b>	<b>Timeline</b>	<b>Resource(s)</b>	<b>Evaluation</b>
Conduct weekly special education collaboratives, which includes administrators and content specialists, in which at least 80% of the meeting (60 minutes) addresses disaggregation of TEKS, specific instructional strategies, presentation of best teaching practices, and/or aligning instruction, activities, and assessments.	Specialized support teachers, admin, ILT	Weekly September 2024-May 2025	master schedule	meeting agendas
Data digs & data tracking scheduled with teachers & specialists following district-wide assessments and screeners	Specialized Support Teacher, Reading and Math Specialists	monthly	assessment calendar, data dig protocol	data dig protocol
Adjust master schedule to allow for co-teach model for special education and general education teachers to collaborate	admin	daily August 2024- May 2025	master schedule	master schedule, walkthroughs
Ongoing PD around co-teaching	ILT	quarterly September 2024- May 2025	faculty share slides	PD calendar

<b>Goal 3</b>	We will increase STAAR reading and math masters to 80% by implementation of the PLC process. Staff will collectively analyze data, share best practices, and implement targeted interventions, meeting the needs of all students to address student learning.			
<b>Strategies</b>	Collaboration, Professional Development, Supervision			
<b>Actions</b>	<b>Responsible</b>	<b>Timeline</b>	<b>Resource(s)</b>	<b>Evaluation</b>
Teams complete agendas with intended forethought (focus) of the cycle of collaboration: unit-mapping (DLTS) test writing (form/sum) data analysis/grouping (extension/intervention) sharing best practices (teacher growth)	ILT, admin	August 2024 - May 2025	Student and teacher data  TEKS  vertical teams  DLTs	PLC Agendas  Collaboratives  Lesson Plans  Data as applicable  Unit assessments
Teams complete agendas with intended forethought (focus) of the cycle of collaboration: unit-mapping (DLTS) test writing (form/sum) data analysis/grouping (extension/intervention) sharing best practices (teacher growth)	ILT, admin	August 2024 - May 2025	Student and teacher data  TEKS  vertical teams  DLTs	PLC Agendas  Collaboratives  Lesson Plans  Data as applicable  Unit assessments
Teams engage with data to examine student performance, group according to need, and inform instruction	Teachers	September 2024 - May 2025	Grade-level essential standards  Student data  Assessments	Student data tracking folders  RTI  Flex groups
Teachers participate in training opportunities Oct. 14 - PLC Day (Collaborative Reset) Possible Solution Tree training Staff Meeting Focus Points	Teachers	September 2024 - May 2025	Solution Tree training,  Solution Tree literature for focus points	Faculty shares  PLC training day

## Staff Development Needs

### *Summary of Needs:*

The district addresses the Excellent Educators for All Initiative (Title I, Part A under the Every Student Succeeds Act) by developing goals and strategies to decrease the equity gaps as they relate to low-income students and students of color being taught at higher rates than other students by inexperienced, out-of-field, and ineffective teachers. It does not matter what classroom these students walk into – in Tomball ISD, an effective teacher awaits them. In order to successfully implement the DIP for 2024-2025, professional development, including teacher-led training is required for teachers and administrators in the major areas of collaboration, infused technology, multiple pathways to teaching and leading, meaningful evaluation and support, strong teacher leadership, mentoring, instructional leadership.



## TOMBALL ISD Professional Learning

The professional learning and development provided for all staff members is aligned to district Goals, Priorities contained in the Destination 2030 strategic plan, and designed to support the TISD Boulders.

### Future Ready Learners:

Specific sessions aligned to this priority are designed to address CTE and CCMR outcomes.

### Responsive and Personalized Learning:

Collaborative practices and coaching related to these practices is a focus to support the instructional design process and to ensure collaboration and high quality instruction in each classroom.

### Social, Emotional, and Safety Welfare of the Whole Child:

A focus on emotional health and wellness for staff and students continue to advance the culture of campuses through professional learning about the following:

Great Expectations

Emotional Backpack & Wraparound Services

### Technology and Digital Learning:

Continued integration of technology into instruction enhances blended learning outcomes.

### Quality Staffing and Professional Learning:

All professional learning sessions are aligned to TISD Boulders:

Collaborative Culture

High Quality Instruction

Social & Emotional Learning

## Campus Staff Development Needs

Date of CIT Approval:

Date of CIT  
Approval:

tbd

*Summary of  
Needs:*

Last year we provided intentional professional development at the start of the year by bringing in a Solution Tree associate to train all staff members on the PLC process, evaluating the effectiveness of professional learning teams, and using the 4 essential questions to drive agendas. Our next step is bringing the associate back to engage in coaching sessions with each individual team alongside our campus specialists to now focus on specific needs of each unique team. We will also send a group of teacher leaders, specialists and administrators to the Solution Tree Institute. In summary, campus level needs to include 1. Ongoing opportunities for vertical alignment of instruction for students not reading on grade level including use of UFLI and student data tracking, spiral reviews, as well as calibration of RACE writing scoring 2. Opportunities for special education and general education teachers to collaborate and evaluate effectiveness of supports using data 3. Professional development around strengthening tier I instruction as a strategy for decreasing the number of students needing intervention. 4. Increased variety in professional development around the PLC process offerings utilizing teacher leaders in addition to leadership and administrative team members.

## Assurances

	Topic	Goals and Compliance
<input checked="" type="checkbox"/>	CIP Content and Development	This content and development process of this district improvement plan complies with the requirements of Texas Education Codes Chapters 11 and 39.
<input checked="" type="checkbox"/>	Comprehensive Needs Assessment	The Comprehensive Needs Assessment included an analysis of data for all students, student groups by ethnicity, gender, economic disadvantage, at-risk status, and participation in programs for special education, bilingual/ESL, gifted and talented and CTE. Goals and strategies were developed according to determined needs.
<input checked="" type="checkbox"/>	Needs of All Students	Through individual student level planning, monitoring and support, the goals of the DIP will be met for all students.
<input checked="" type="checkbox"/>	Goals and Strategies	The DIP goals and strategies include responsible staff, resources, timelines, monitoring, and evaluation.
<input checked="" type="checkbox"/>	Attendance and Completion	The DIP Comprehensive Needs Assessment included an analysis of campus-relevant data related to student attendance, dropout rates, graduation rates, on-track credit accrual of 9 <sup>th</sup> and 10 <sup>th</sup> grade students, and college readiness.
<input checked="" type="checkbox"/>	Transitions	The DIP Comprehensive Needs Assessment included an analysis of any campus-relevant transitions from Early Childhood or home to Pre-Kindergarten or Kindergarten, transitions from 8 <sup>th</sup> grade to 9 <sup>th</sup> grade including counseling on the Foundation High School program and endorsements, transition to college including counseling and information to students and parents about higher education admissions, financial aid opportunities, the TEXAS and Teach for Texas Grant programs, and the need for making informed curriculum choices to be prepared for success beyond high school.
<input checked="" type="checkbox"/>	Suicide Prevention	The District will follow the policies of the Tomball ISD Board of Education FFB, DMA, and FFE relating to suicide prevention to reduce and eliminate cases.
<input checked="" type="checkbox"/>	Conflict/Violence Prevention and Intervention	The District will follow the policies of the Tomball ISD Board of Education FOC, and FOCA relating to violence prevention and intervention.
<input checked="" type="checkbox"/>	Dating Violence Awareness	The District will follow the policies of the Tomball ISD Board of Education FFH relating to dating violence awareness and training.
<input checked="" type="checkbox"/>	Bullying Prevention	The District will follow the policies of the Tomball ISD Board of Education FFI, FDB, FFF, FFH, FO, CQA, and FFB relating to the prevention of bullying.
<input checked="" type="checkbox"/>	Coordinated Health Program	The District will follow the policies of the Tomball ISD Board of Education FFA and EHAA relating to a coordinated health program.
<input checked="" type="checkbox"/>	Child Abuse Prevention and Reporting	The District will follow the policies of the Tomball ISD Board of Education DG, DH, DHB, FFG, FFH, and GRA related to the prevention and reporting of child abuse.
<input checked="" type="checkbox"/>	Child Sexual Abuse Prevention	The District will follow the policies of the Tomball ISD Board of Education DG, DH, DHB, FFG, FFH, and GRA related to the prevention and reporting of child abuse.
<input checked="" type="checkbox"/>	Drug, Tobacco, Alcohol Prevention	The District will follow the policies of the Tomball ISD Board of Education FNF relating to drug, tobacco, and alcohol prevention to reduce and eliminate use.
<input checked="" type="checkbox"/>	State Compensatory Education	The district-wide SCE plan is described in the District Improvement Plan. The comprehensive needs assessment of this DIP included an analysis of student achievement data for at-risk students.
<input checked="" type="checkbox"/>	Dyslexia Treatment Program	The District will follow the policies of the Tomball ISD Board of Education EHB, FB, EHBC, and EKB relating to a Dyslexia Treatment Program.
<input checked="" type="checkbox"/>	Trauma-Informed Care Policy	The District will follow the policies of the Tomball ISD Board of Education in relation to requiring the integration of trauma-informed practices in each school environment. The Board approved the Trauma-Informed Care within the Student Code of Conduct Handbook.

### Tomball ISD Strategies for Dropout Prevention Aligned to NDPC/N Strategies

The National Dropout Prevention Center and Network (NDPC/N) has conducted and analyzed research; sponsored workshops and national conferences; and collaborated with researchers, policymakers, and practitioners to further the mission of reducing America's dropout rate by meeting the needs of youth in at-risk situations, including students with disabilities.

Students report a variety of reasons for dropping out of school; therefore, the solutions are multidimensional. NDPC has identified Effective Strategies that have the most positive impact on reducing school dropout. These strategies appear to be independent, but actually work well together and frequently overlap. Although they can be implemented as stand-alone strategies, positive outcomes will result when school districts or other agencies develop program improvement plans that encompass most or all of these strategies. These strategies have been successful at all school levels from PK-12 and in rural, suburban, and urban settings. These strategies are grouped into four general categories: Foundational strategies (school-community perspective), early interventions, basic core strategies, and managing and improving instruction.

#### **Foundational Strategies**

**Systemic Approach:** A continuing process of evaluating goals and objectives related to school policies, practices, and organizational structures as they impact a diverse group of learners.

**School-Community Collaboration:** When all groups in a community provide collective support to the school, a strong infrastructure sustains a caring supportive environment where youth can thrive and achieve.

**Safe Learning Environments:** A comprehensive violence prevention plan, including conflict resolution, must deal with potential violence as well as crisis management. A safe learning environment provides daily experiences, at all grade levels, that enhance positive social attitudes and effective interpersonal skills in all students.

#### **Early Interventions**

**Family Engagement:** Research consistently finds that family engagement has a direct, positive effect on children's achievement and is the most accurate predictor of a student's success in school.

**Early Childhood Education:** Birth-to-five interventions demonstrate that providing a child additional enrichment can enhance brain development. The most effective way to reduce the number of children who will ultimately drop out is to provide the best possible classroom instruction from the beginning of their school experience through the primary grades.

**Early Literacy Development:** Early interventions to help low-achieving students improve their reading and writing skills establish the necessary foundation for effective learning in all other subjects.

#### **Basic Core Strategies**

**Mentoring/Tutoring:** Mentoring is a one-to-one caring, supportive relationship between a mentor and a mentee that is based on trust. Tutoring, also a one-to-one activity, focuses on academics and is an effective practice when addressing specific needs such as reading, writing, or math competencies.

**Service-Learning:** Service-learning connects meaningful community service experiences with academic learning. This teaching/learning method promotes personal and social growth, career development, and civic responsibility and can be a powerful vehicle for effective school reform at all grade levels.

**Alternative Schooling:** Alternative schooling provides potential dropouts a variety of options that can lead to graduation, with programs paying special attention to the student's individual social needs and academic requirements for a high school diploma.

**After-School/Out-of-School Opportunities:** Many schools provide after-school and summer enhancement programs that eliminate information loss and inspire interest in a variety of areas. Such experiences are especially important for students at risk of school failure because these programs fill the afternoon "gap time" with constructive and engaging activities.

### **Managing and Improving Instruction**

**Professional Development:** Teachers who work with youth at high risk of academic failure need to feel supported and have an avenue by which they can continue to develop skills, techniques, and learn about innovative strategies.

**Active Learning:** Active learning embraces teaching and learning strategies that engage and involve students in the learning process. Students find new and creative ways to solve problems, achieve success, and become lifelong learners when educators show them that there are different ways to learn.

**Educational Technology:** Technology offers some of the best opportunities for delivering instruction to engage students in authentic learning, addressing multiple intelligences, and adapting to students' learning styles.

**Individualized Instruction:** Each student has unique interests and past learning experiences. An individualized instructional program for each student allows for flexibility in teaching methods and motivational strategies to consider these individual differences.

**Career and Technical Education (CTE):** A quality CTE program and a related guidance program are essential for all students. School-to-work programs recognize that youth need specific skills to prepare them to measure up to the larger demands of today's workplace.



## Waivers

Tomball ISD has requested and been approved by the Commissioner of Education for the following waivers allowable through the Texas Education Code and the Texas Administrative Code:

Waiver Type	Reason	Expires	Description
Foreign Exchange Student (5 or more)	Financial or staffing hardship / diminish high quality services / competition for resources	2027	Allows the district to limit the number of foreign exchange students to 5 per high school.
Modified Schedule State Assessment Testing Days	STAAR EOC testing day schedules	2027	This waiver allows the district or charter school to modify the schedule of classes on State Assessment testing days during the school year to reduce interruptions during testing periods.
Texas Data Portal of Texas Assessment Management System	Use of Eduphoria Aware	2027	This waiver allows school districts and charter schools to apply for a waiver of participation in the teacher portal component of the Texas Assessment Management System. A waiver is granted if a district or charter school can provide assurance that the local teacher data portal meets the statutory requirements.
Staff Development General	Professional Development	2025	<p>Each district and open-enrollment charter school may choose how to apply their approved Staff Development Minutes Waiver. For instance, schools may choose to offer early release, late start, all day staff development, or a combination. However, the total waiver minutes for staff development shall not exceed 2,100 minutes per year.</p> <p>This waiver is for staff development in place of student instruction; therefore, the waiver minutes are only applicable to staff development provided instead of student instruction during the school year. Effective with the 2019-2020 school year, the Staff Development Minutes Waiver may not be used prior to the first day of student instruction or after the last day of student instruction.</p>
Full-Day Prekindergarten	Program Requirements	2025	This waiver exempts the district from the requirement to provide full-day prekindergarten for all eligible four-year old students.

## District of Innovation

Tomball ISD is an approved Texas Education Agency District of Innovation. Districts of Innovation may be exempt from state statutes to:

- take greater local control in decision-making about the educational and instructional model for students
- have increased autonomy from state mandates that govern educational programming
- be empowered to innovate and plan differently – to think outside of the box

The Tomball ISD renewal plan will be in effect for the 2022-2023 school year through the 2026-2027 school year. This plan may be amended at any time by the committee with the approval of the Board of Trustees.

Statutory Exemption	Texas Education Code/ Tomball ISD Board Policy	Proposed Innovation
1. OPERATION OF SCHOOL AND SCHOOL ATTENDANCE	TEC 25.0811  EB(LLEGAL)	To allow for a calendar that fits the local needs of our community, we would like to consider moving the mandatory start date back one week which would better benefit our students. a. Students will begin no earlier than the <u>2nd</u> Monday of August. b. Teachers will begin no earlier than the <u>1st</u> Monday of August. c. This will allow the first and second semesters to be closer in the number of days of instruction. d. The goal is to improve the district attendance rate and student success through the flexibility in the calendar. e. Flexible start dates and times will accommodate Early College High School schedules.
2. SUBMITTING WAIVERS FOR KINDERGARTEN – GRADE 4 CLASS SIZE	TEC 25.111 TEC 25.112 TEC 25.113  EEB(LLEGAL)	While we certainly believe that small class size plays a positive role in the classroom, we do not believe it has a negative effect when you only add one or two more students. Many times it is not the number of the students but the makeup and chemistry of the classroom which influence the learning environment. a. TISD will attempt to keep all K-4th core classrooms to a 22:1 ratio. However, in the event the class size exceeds this ratio, the superintendent will report to the Board of Trustees. b. In the event a K-4th core classroom reaches 24:1, the campus will notify the parents of the number of students in the classroom and inform them of the situation. c. A TEA waiver will not be necessary when a K-4th classroom exceeds the 22:1 ratio. d. This gives TISD flexibility without having to apply for waivers within the Texas Education Agency.
3. TEACHER CERTIFICATION	TEC 21.003a TEC 21.057a-e  (DK LEGAL) (DK LOCAL) (DK EXHIBIT)	In order to best serve TISD students and allow more flexibility in our scheduling and class offerings, certification issues will be handled locally. a. The campus principal may submit to the superintendent a request to allow a certified teacher to teach one subject out of their certified field. The principal must specify in writing the

		<p>reason for the request and document what credentials the certified teacher possesses which qualify this individual to teach this subject.</p> <p>b. Flexibility with personnel on Title I campuses per ESSA guidelines.</p> <p>c. In exceptional circumstances, when a certified educator is not found for a unique or innovative class, the campus principal may submit to the superintendent a request for local certification that will allow a non-certified yet highly qualified professional to teach OR a certified educator to teach a subject in a related field for which she or he is not credentialed by the state.</p> <p>d. A teacher certification waiver, state permit applications or other paperwork will not be submitted to the Texas Education Agency.</p>
4. IMPLEMENT A LOCAL TEACHER AND ADMINISTRATOR APPRAISAL SYSTEM	<p>TEC 21.203 TEC 21.352  DNA(LLEGAL)</p>	<p>a. Tomball ISD will follow a modified TTESS and TPESS as a localized Teacher Appraisal System and an Administrator Appraisal System, which are better aligned with the Tomball ISD strategic goals and student assessments. This exemption would allow flexibility to evaluate various performance measures, including classroom observations, goal setting and tracking, and collective student growth progress toward identified learning objectives. The local system will be detailed in Board Policy DNA(LOCAL) and accompanying documents.</p>
5. CAMPUS BEHAVIOR COORDINATOR	<p>TEC 37.0012  FO(LLEGAL)</p>	<p>The proposal is for the District to seek exemption from the statute requiring each school to have a designated campus behavior coordinator. The relationships that are established between the campus administrator, counselor, student, and parent are the foundation for promoting and maintaining positive behavior. Utilizing a local district process allows the administrator who currently has a relationship with the parent and student to be the person to make parental contact. The administrator notifies the parent of discipline or behavior concerns, rather than having contact by a campus behavior coordinator, who may not know all the students, providing a much more individual and personal approach.</p>
6. INTER-DISTRICT TRANSFERS	<p>TEC 25.036  FDA(LLEGAL)</p>	<p>Texas Education Code 25.036 and Tomball ISD Board Policy FDA (Local) currently allow for inter-district student transfers. Under Section 25.036, a transfer is interpreted to be for one school year. However, in rare instances, a transfer appears not to be in the best interest of the student, the students of Tomball ISD, and the District when the transferred student engages in behavior that warrants significant discipline, does not attend needed interventions, and/or has attendance that falls below the TEA truancy standard. In those rare instances, Tomball ISD seeks the ability to revoke the transfer during the one school year time period.</p> <p>Proposed Innovation:</p>

		<p>Tomball maintains an inter-district transfer policy under Board Policy FDA (Local) requiring nonresident students wishing to transfer to file a transfer application for each school year, and in approving transfer requests, the Superintendent or designee shall consider the availability of space and instructional staff and the student’s disciplinary history and attendance records. Under Policy FDA, transfer students are expected to follow the rules and regulations of the District. The District is seeking to eliminate the provision of a one-year commitment in accepting an inter-district transfer for the following circumstances:</p> <ul style="list-style-type: none"> <li>- student behavior warrants suspension (in or out of school), placement in a disciplinary alternative program, or expulsion; and/or</li> <li>- student has not attended required interventions (if needed); and/or</li> <li>- student attendance falls below the TEA truancy standard.</li> </ul>
--	--	--

