



OREGON AT-A-GLANCE DISTRICT PROFILE

Scappoose SD 1J



SUPERINTENDENT: Timothy Porter | 33589 High School Way, Scappoose 97056 | 971-200-8000

Students We Serve




2,069


Student Enrollment

DEMOGRAPHICS


American Indian/Alaska Native




Asian




Black/African American




Hispanic/Latino



Multiracial



Native Hawaiian/Pacific Islander



White



<5%

Ever English Learners



11

Languages Spoken

16%

Students with Disabilities

11%

Mobile Students

24%

Free/Reduced Price Lunch

*<10 students or data unavailable

Special Note

The At-A-Glance School and District profiles tell a story about Oregon's schools and districts. The story is harder to tell this year as the COVID-19 pandemic significantly impacted our schools and the data we collect. As a result, statewide assessment and attendance data cannot be compared to prior years and are not shown here. We have included links to our website where you can view the 2020-21 statewide assessment and attendance data and read a detailed description of how these data were impacted. We're thankful for your partnership as we focus on care, connection and the creation of safe, inclusive and supportive learning environments.

High School Success

Grade 8 MATHEMATICS

Students meeting state grade-level expectations.

For 2020-21 Mathematics data please visit:

www.oregon.gov/ode/schools-and-districts/reportcards/reportcards/Pages/Statewide-Assessment-Results-2021.aspx

Start Strong

Grades K-2 REGULAR ATTENDERS

Students who attended more than 90% of their enrolled school days.

For 2020-21 Regular Attenders data please visit:

www.oregon.gov/ode/schools-and-districts/reportcards/reportcards/Pages/Regular-Attenders-2021.aspx

Grade 3 ENGLISH LANGUAGE ARTS

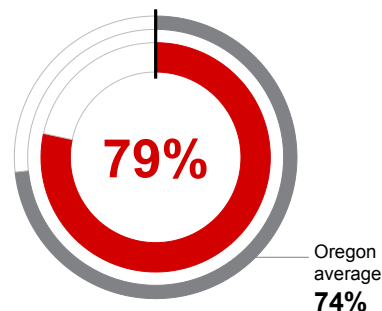
Students meeting state grade-level expectations.

For 2020-21 English Language Arts data please visit:

www.oregon.gov/ode/schools-and-districts/reportcards/reportcards/Pages/Statewide-Assessment-Results-2021.aspx

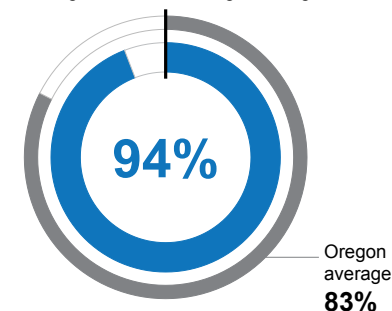
Grade 9 ON-TRACK TO GRADUATE

Students earning one-quarter of graduation credits in their 9th grade year.



Grade 12 ON-TIME GRADUATION

Students earning a diploma within four years. Cohort includes students who were first-time ninth graders in 2016-17 graduating in 2019-20.



District Goals

Scappoose School District is committed to providing a world class education. We take pride in the accomplishments of our students. By working together with families and our community, we create a safe and secure learning environment where all students are valued, and all students are given multiple pathways to reach their potential. With an eye on the future, we prepare students to be successful in all areas of life, including active citizenship that contributes to a brighter future for all.

State Goals

The Oregon Department of Education is partnering with school districts and local communities to ensure a 90% on-time, four year graduation rate by 2025. To progress toward this goal, the state will prioritize efforts to improve attendance, provide a well-rounded education, invest in implementing culturally responsive practices, and promote continuous improvement to close opportunity and achievement gaps for historically and currently underserved students.



Our Staff (rounded FTE)



12

Administrators



123

Teachers



39

Educational assistants



7

Counselors



0

Licensed Librarians



2

Psychologists



80%

% of licensed teachers with more than 3 years of experience

**Grades K-2
REGULAR ATTENDERS**

American Indian/Alaska Native	
Asian	
Black/African American	
Hispanic/Latino	
Multiracial	
Native Hawaiian/Pacific Islander	
White	
Free/Reduced Price Lunch	
Ever English Learner	
Students with Disabilities	
Migrant	
Homeless	
Talented and Gifted	
Female	
Male	
Non-Binary	

**Grade 3
ENGLISH LANGUAGE ARTS**

American Indian/Alaska Native	
Asian	
Black/African American	
Hispanic/Latino	
Multiracial	
Native Hawaiian/Pacific Islander	
White	
Free/Reduced Price Lunch	
Ever English Learner	
Students with Disabilities	
Migrant	
Homeless	
Talented and Gifted	
Female	
Male	
Non-Binary	

**Grade 8
MATHEMATICS**

American Indian/Alaska Native	
Asian	
Black/African American	
Hispanic/Latino	
Multiracial	
Native Hawaiian/Pacific Islander	
White	
Free/Reduced Price Lunch	
Ever English Learner	
Students with Disabilities	
Migrant	
Homeless	
Talented and Gifted	
Female	
Male	
Non-Binary	

**Grade 9
ON-TRACK TO GRADUATE**

American Indian/Alaska Native	<10 students or data unavailable
Asian	<10 students or data unavailable
Black/African American	<10 students or data unavailable
Hispanic/Latino	<10 students or data unavailable
Multiracial	<10 students or data unavailable
Native Hawaiian/Pacific Islander	<10 students or data unavailable
White	82%
Free/Reduced Price Lunch	49%
Ever English Learner	<10 students or data unavailable
Students with Disabilities	56%
Migrant	<10 students or data unavailable
Homeless	<10 students or data unavailable
Talented and Gifted	<10 students or data unavailable
Female	80%
Male	79%
Non-Binary	<10 students or data unavailable

**Grade 12
ON-TIME GRADUATION**

American Indian/Alaska Native	<10 students or data unavailable
Asian	<10 students or data unavailable
Black/African American	<10 students or data unavailable
Hispanic/Latino	>95%
Multiracial	<10 students or data unavailable
Native Hawaiian/Pacific Islander	<10 students or data unavailable
White	93%
Free/Reduced Price Lunch	90%
Ever English Learner	<10 students or data unavailable
Students with Disabilities	70%
Migrant	<10 students or data unavailable
Homeless	77%
Talented and Gifted	<10 students or data unavailable
Female	94%
Male	94%
Non-Binary	Coming in 2022-23