




Chromebook Essentials


Troubleshooting

Updating the OS system

- Select the settings gear icon in the lower right corner by the clock
- On the bottom left hand side, select **about chrome OS**
- Upper right hand side, **check for updates**
- It will cycle through to 100% and ask to restart the device - push restart
- These steps may need to be done several times to make sure device is fully updated to the current OS.



How To Powerwash



Powerwashing

- This process needs to be done in class, prior to coming down to the library.
- Used for:
 - Not powering on (charge it first, it's probably not charged up)
 - Wrong keys being typed in
 - Glitching
 - Camera issues
 - Log in issues
 - Language issues
 - Freezes up
 - **And anything else that is going wrong with the device.**


STEPS

- CTL - SHFT - ALT - R
- Restart
- Powerwash
- Confirm powerwash - continue
- Select “let’s Go” or “Get Started”
- Connect to **DVenroll** network
- Select “Accept and Continue”
- **At the “Enterprise Enrollment” screen**
 - Done -Ok
 - If sign in is required at enrollment, a staff member must enter their dvusd.org email and password to re-enroll the device
 - It will then kick it out to the main login screen that shows @learner.dvusd.org

If That Doesn't Work...

Alternative way to powerwash

- ESC - Refresh - Power button
- CTRL - D
- Then follow the same instructions as before.



Click on link for - [Animated steps for CB Essentials](#)

District Link for all things Tech related - <https://url.dvusd.org/372d65c8>

Ctrl Shortcuts	
Ctrl + 1 .. Ctrl + 8	Go to a specific tab in the browser (e.g. Ctrl+5 is 5th tab)
Ctrl + 9	Go to the last tab
Ctrl + 0	Reset zoom
Ctrl + -	Zoom out
Ctrl + +	Zoom in
Ctrl + backspace	Delete a word
Ctrl + Tab	Go to the next tab
Ctrl + W	Close current tab
Ctrl + E	Put focus at address bar for search
Ctrl + R	Reload current page
Ctrl + T	Open new tab
Ctrl + U	View page source
Ctrl + O	Open a file in the browser
Ctrl + P	Print current page
Ctrl + A	Select all
Ctrl + S	Save current page
Ctrl + D	Add bookmark
Ctrl + F	Find text on current page
Ctrl + G	Find again (next match of input text)
Ctrl + H	View history
Ctrl + J	View downloads
Ctrl + K	Put focus at address bar for search
Ctrl + L	Select all in address bar
Ctrl + Enter	Adds www and .com to keyword and open website
Ctrl + Z	Undo
Ctrl + X	Cut
Ctrl + C	Copy
Ctrl + N	Open new window
Ctrl + ?	Launch chromebook help manual
Ctrl + Spacebar	Previous language input method
Ctrl + Leftarrow	Previous word
Ctrl + Rightarrow	Next word

Alt Shortcuts	
Alt + 1 .. Alt + 8	Launch shelf items 1 through 8 (pinned items from task bar)
Alt + -	Minimize window
Alt + +	Maximize window (or reset)
Alt + backspace	Delete
Alt + Tab	Previous window (or application)
Alt + E (or) Alt + F	Open chrome browser menu
Alt + [Dock current window on left side
Alt +]	Dock current window on right side
Alt + Search	CapsLock toggle
Alt + D	Focus address bar
Alt + Enter	Open typed URL/keyword in new browser tab
Alt + Left arrow	Go backwards
Alt + Right arrow	Go forward
Alt + Up arrow	Page up
Alt + Down arrow	Page down

Search Shortcuts	
Search + Esc	Launch task manager
Search + 1 .. Search + =	Function keys F1 through F12
Search + backspace	Delete
Search + L	Lock screen
Search + .	Insert
Search + Left arrow	Home
Search + Right arrow	End
Search + Up arrow	Page up
Search + Down arrow	Page down

Helpful Tips

Click on link for - [Animated steps for CB Essentials](#)

District link for all things Tech related - <https://url.dvusd.org/372d65c8>

