

# SUPERINTENDENT GUARDRAILS

PM 1.1, 1.2, 1.3



**JANUARY 2025**

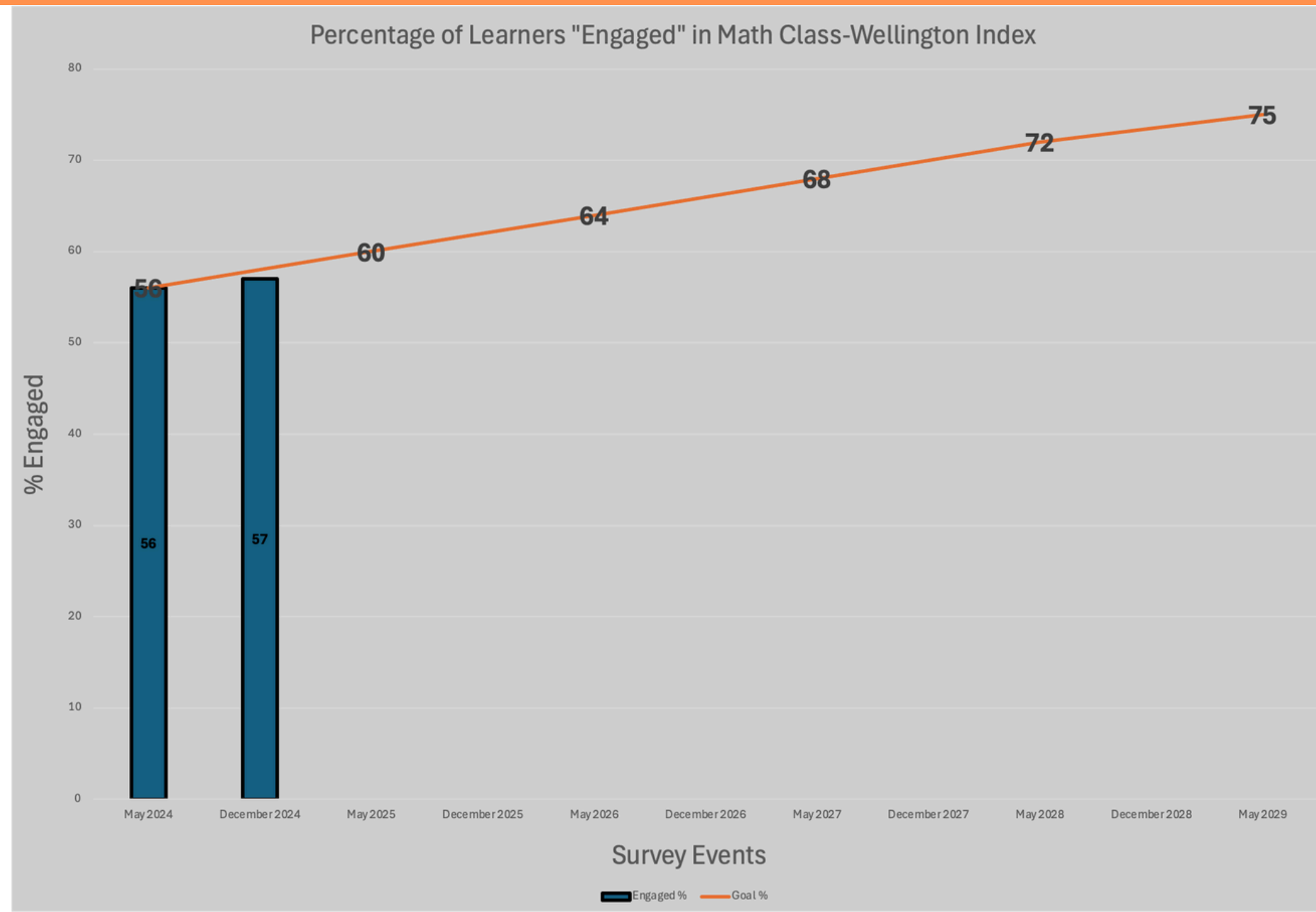




# Superintendent Guardrail #1

**THE SUPERINTENDENT SHALL NOT ALLOW THE DISTRICT TO OPERATE WITHOUT A SYSTEM OF EFFECTIVE STUDENT ENGAGEMENT**

Guardrail PM 1.1: The percentage of learners that indicate they “love” and are “challenged” in their math class on the Wellington Survey will increase from the 56% in May 2024 to 75% in May 2029.



# Guardrail PM 1.1

## SUPERINTENDENT'S RESPONSE

\*\*THE NUMBERS REPORTED WERE GARNERED FROM THE WELLINGTON ENGAGEMENT INDEX THAT WAS COMPLETED BY LEARNERS IN GRADES 4-12 IN EARLY DECEMBER.

\*\*THIS IS OUR ONLY PROGRESS MONITORING EVENT FOR THIS TARGET. ORIGINALLY WE WERE GOING TO PROGRESS MONITOR THREE TIMES, BUT AFTER REFLECTION WE DETERMINED THAT MONITORING TWICE A YEAR WOULD BE SUFFICIENT TO MEASURE PROGRESS.

\*\*DATA BY GRADE (% ENGAGED--LOVED/CHALLENGED)

4TH--52

5TH--57

6TH--62

7TH--82

8TH--79

9TH--44

10TH--29

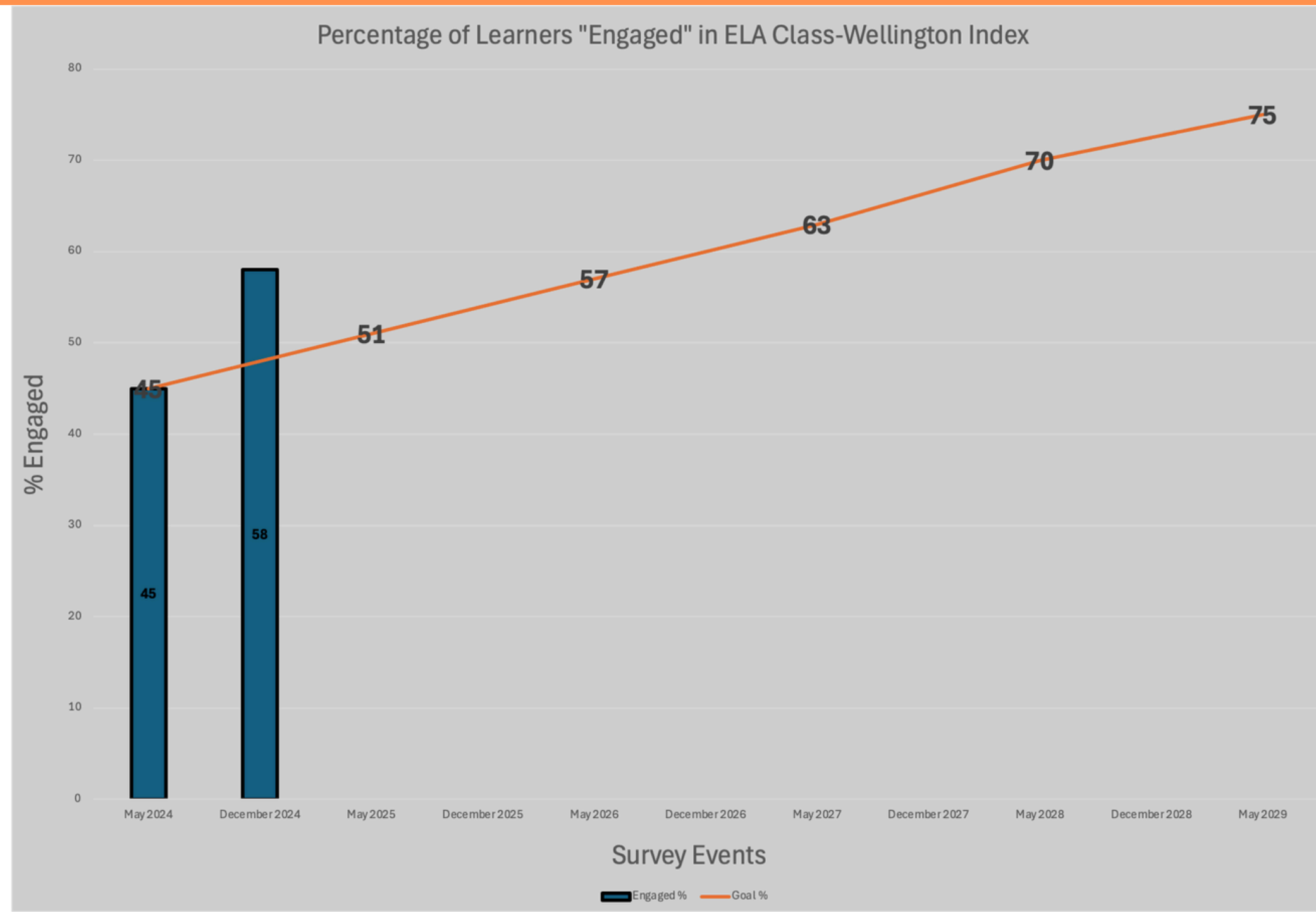
11TH--56

12TH--44

## WHAT'S NEXT

\*\*WE WILL CONDUCT THIS SURVEY AGAIN IN MAY.  
\*\*WE WILL DEDICATE A LATE START IN JANUARY TO ANALYZING AND REFLECTING ON THIS SET OF DATA

Guardrail PM 1.2: The percentage of learners that indicate they “love” and are “challenged” in their ELA class on the Wellington Survey will increase from the 45% in May 2024 to 75% in May 2029.



# Guardrail PM 1.2

## SUPERINTENDENT'S RESPONSE

\*\*\*THE NUMBERS REPORTED WERE GARNERED FROM THE WELLINGTON ENGAGEMENT INDEX THAT WAS COMPLETED BY LEARNERS IN GRADES 4-12 IN EARLY DECEMBER.

\*\*THIS IS OUR ONLY PROGRESS MONITORING EVENT FOR THIS TARGET. ORIGINALLY WE WERE GOING TO PROGRESS MONITOR THREE TIMES, BUT AFTER REFLECTION WE DETERMINED THAT MONITORING TWICE A YEAR WOULD BE SUFFICIENT TO MEASURE PROGRESS.

\*\*DATA BY GRADE (% ENGAGED--LOVED/CHALLENGED)

4TH--52

5TH--57

6TH--62

7TH--82

8TH--79

9TH--44

10TH--29

11TH--56

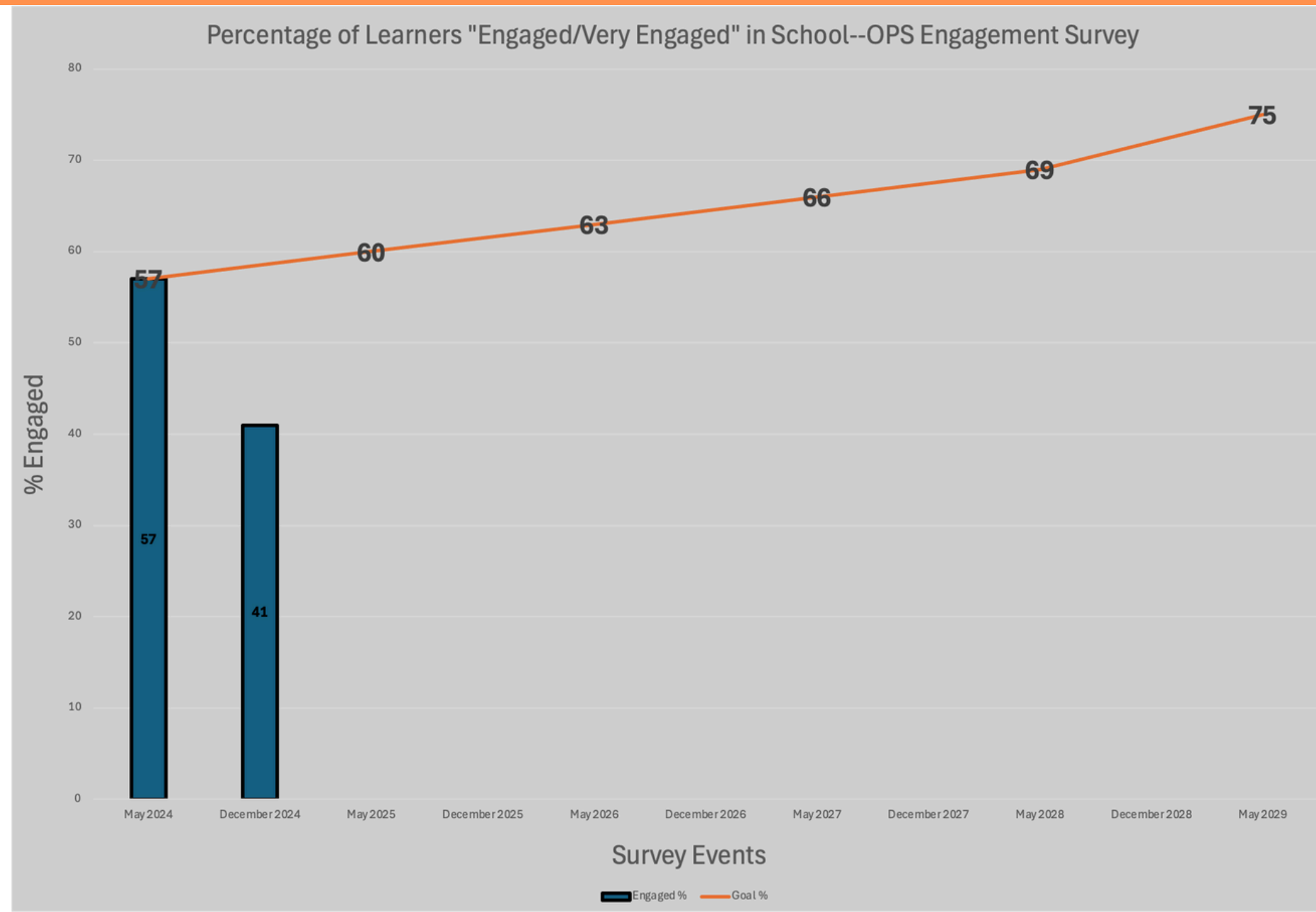
12TH--44

## WHAT'S NEXT

\*\*WE WILL CONDUCT THIS SURVEY AGAIN IN MAY.

\*\*WE WILL DEDICATE A LATE START IN JANUARY TO ANALYZING AND REFLECTING ON THIS SET OF DATA

Guardrail PM 1.3: The percentage of learners that indicate on the OPS Engagement Survey that they feel “engaged” or “highly engaged” in their classes will increase from the 57% in May 2024 to 75% in May 2029.



## Guardrail PM 1.3

### SUPERINTENDENT'S RESPONSE

\*\*THE NUMBERS REPORTED WERE GARNERED FROM THE OPS ENGAGEMENT SURVEY THAT WAS VOLUNTARILY COMPLETED BY LEARNERS IN GRADES 4-12 IN MID DECEMBER.

\*\*LAST SPRING WE ONLY HAD 96 LEARNERS RESPOND TO THE SURVEY. ON THIS SURVEY, 218 LEARNERS RESPONDED... 110 IN GRADES 3-6 AND 108 IN GRADES 7-12. (58% OF ELIGIBLE STUDENTS)

\*\*OF THE 108 RESPONDENTS IN GRADES 7-12, 23% OF THE LEARNERS FELT ENGAGED IN THEIR CLASSES.

\*\*OF THE 110 RESPONDENTS IN GRADES 3-6, 58% OF THE LEARNERS FELT ENGAGED IN THEIR CLASSES.

### WHAT'S NEXT

\*\*WE WILL PROGRESS MONITOR THE LEARNERS USING THIS TOOL AGAIN IN MAY.

\*\*WE WILL DEDICATE A LATE START IN JANUARY TO ANALYZING AND REFLECTING ON THIS SET OF DATA.

\*\*ON THE SURVEY WE ASKED LEARNERS TO PROVIDE FEEDBACK FOR IMPROVEMENT. AS A STAFF, WE WILL BE LOOKING AT THAT DATA AND WORK TO ADDRESS CONCERNS THAT CAN BE CHANGED BY ADJUSTING OUR ADULT BEHAVIORS.