



Methacton School District (PA)

Family Survey
Spring 2023



Report created by
Panorama Education



Summary

Topic Description	Results
Family Engagement The degree to which families become involved with and interact with their child's school.	44% ▲ 1 since last survey
Leadership	96% ▲ 1 since last survey
School Climate Perceptions of the overall social and learning climate of the school.	95% 0 since last survey
School Safety Perceptions of student physical and psychological safety at school.	70% ▼ 1 since last survey

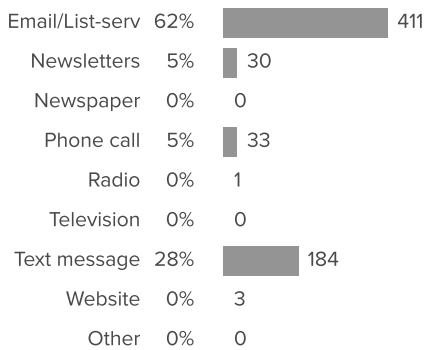
664 responses



Communications

How did people respond? _____

Q.1: What would be the best way for the school/district to stay in communication with you?





Family Engagement

Your average

44%

664 responses

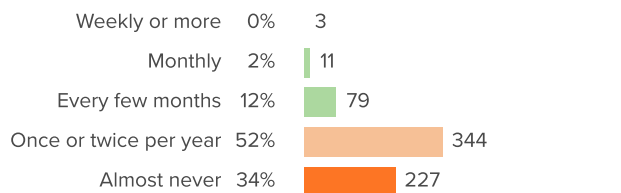
Change

▲ 1

since last survey

How did people respond?

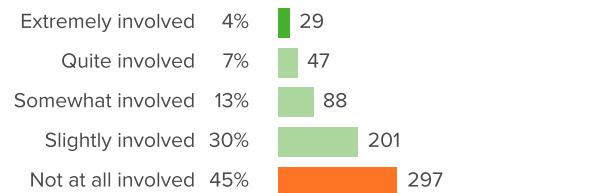
Q.1: How often do you meet in person with teachers at your child's school?



▲ 13 from last survey

Favorable: **14%**

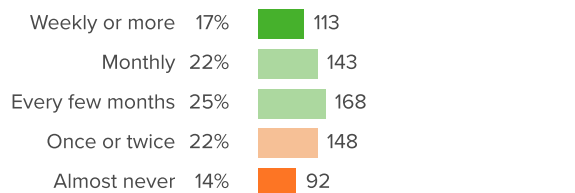
Q.2: How involved have you been with a parent group(s) at your child's school?



▲ 44 from last survey

Favorable: **55%**

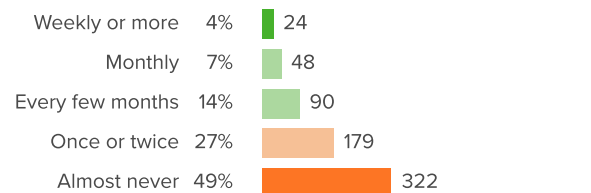
Q.3: In the past year, how often have you discussed your child's school with other parents from the school?



▲ 23 from last survey

Favorable: **64%**

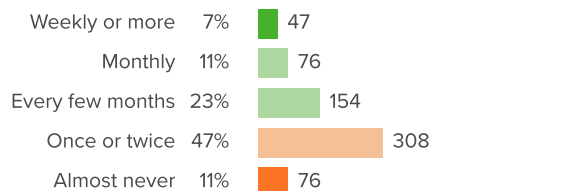
Q.4: In the past year, how often have you helped out at your child's school?



▲ 12 from last survey

Favorable: **24%**

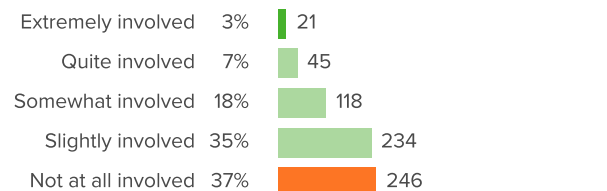
Q.5: In the past year, how often have you visited your child's school?



▲ 23 from last survey

Favorable: **42%**

Q.6: How involved have you been in fundraising efforts at your child's school?



▲ 52 from last survey

Favorable: **63%**



Leadership

Your average

96%

664 responses

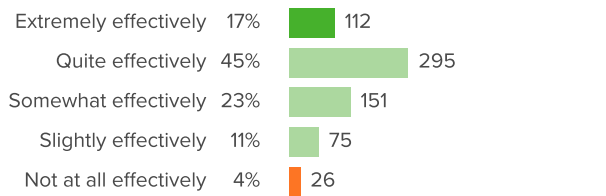
Change

▲ 1

since last survey

How did people respond?

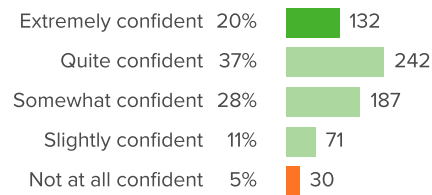
Q.1: What effectively do school and district leaders communicate important information to you?



▲ 10 from last survey

Favorable: **96%**

Q.2: How confident are you that your school and district leaders have the best interest of the school in mind?



▲ 13 from last survey

Favorable: **95%**



School Climate

Your average

95%

664 responses

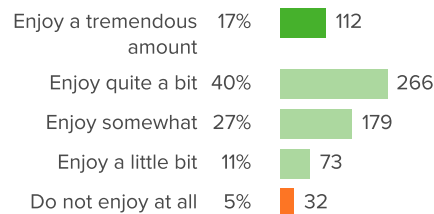
Change

0

since last survey

How did people respond?

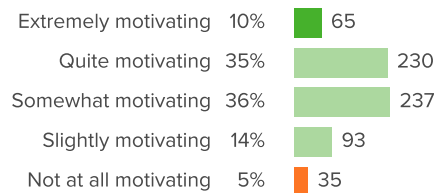
Q.1: To what extent do you think that children enjoy going to your child's school?



▲ **34** from last survey

Favorable: **95%**

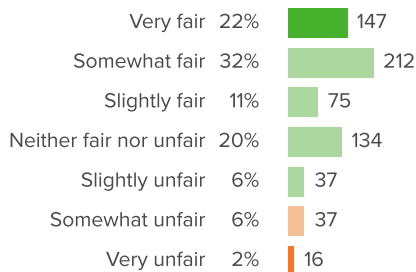
Q.2: How motivating are the classroom lessons at your child's school?



▲ **47** from last survey

Favorable: **95%**

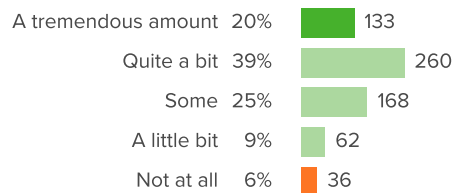
Q.3: How fair or unfair is the school's system of evaluating children?



▲ **30** from last survey

Favorable: **92%**

Q.4: How much does the school value the diversity of children's backgrounds?

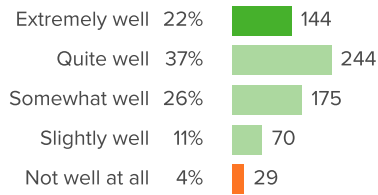


▲ **37** from last survey

Favorable: **95%**



Q.5: How well do administrators at your child's school create a school environment that helps children learn?



▲ 36 from last survey

Favorable: 96%



School Safety

Your average

70%

664 responses

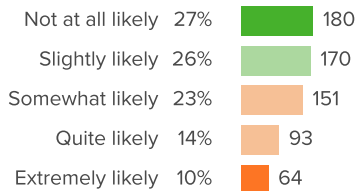
Change

▼ **1**

since last survey

How did people respond?

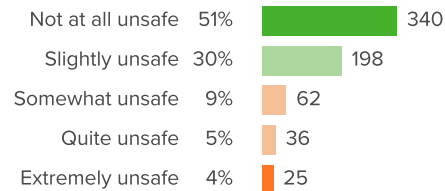
Q.1: How likely is it that someone from your child's school will bully him/her online?



▼ **2** from last survey

Favorable: **53%**

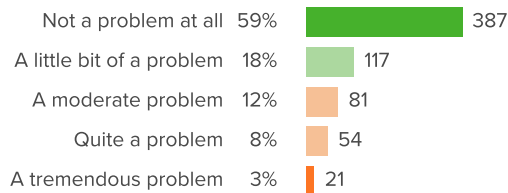
Q.2: Overall, how unsafe does your child feel at school?



▲ **0** from last survey

Favorable: **81%**

Q.3: To what extent are drugs a problem at your child's school?



▲ **0** from last survey

Favorable: **76%**



Background Questions

How did people respond? _____

Q.1: What is your relationship to your child?

