

ENROLL YOUR STUDENT IN HLPUSD

Via Aeries Online Enrollment


STEP 1: Click <https://hlpusd.aeries.net/enrollment>

STEP 2: Click **Enroll A New Student** button, at the bottom of the page

Aeries
Online Enrollment

Welcome to Aeries Online Enrollment

Hacienda La Puente Unified School District (HLPUSD)



! **Aeries Online Enrollment** is for **NEW** students only. If your student is currently enrolled in any HLPUSD school, **DO NOT USE THIS FORM.**

! If you reside outside of the HLPUSD attendance area, please contact Student and Family Services at 626-933-4335 regarding inter-district transfer.

2024-2025 School Year Dates: August 7, 2024 - May 22, 2025
2025-2026 school year start date has not been determined.

Language
 English Español 中文

Login **Enroll A New Student**

STEP 3: Click the drop-down arrow to select the School Year
2024-2025 for current school year
2025-2026 for pre-enrolling next school year

Aeries
Online Enrollment

Year Selection

Please select a year to enroll for Click to select the enrollment year.

2024 - 2025, Current School Year
2025-2026 Pre-Enrollment To pre-enroll for 2025-2026 School Year

Next

STEP 4: Click the **Next** button.

Required Information

Required Information:

- Proof of Residence — Mortgage/rental agreement, utility bill, (electric, gas, or water) indicating service in the parent's or guardian's name.
- Birth Certificate or Passport
- Up-to-date Immunization Records
- Parent/Guardian's California Driver's License or ID Card


Grades 6th-12 Additional Information Required:

- Attendance Record
- Grades and Transcripts
- Discipline Record



STEP 5: Create a Login – Fill out your name and e-mail with a password & Click “[Create account](#)”

Login

 If you have previously used this website to enroll a student for this district, you may login as an existing user. If this is your first time here, Please provide your email address and a password to create a new account.

Existing user

Email address

Password

[Login](#)

[Forgot Password](#)

Create new account

Your Name

Email address

Password

Re-type Password

[Create account](#)

STEP 6: Read Terms of Service. Check the box “I agree” and click “Next”

Terms of Service

Please review the Terms of Use and click "I agree" to continue.

Privacy and Security Policy

Please read this document and make sure you understand it. It explains our commitment to protecting the privacy and security of the information gathered by the HLPUSD online enrollment system, how the information is used, and with whom the information is shared. By continuing to use this system you will be deemed to have accepted our Privacy Policy.

We are committed to maintaining the privacy of your family's personal information. We are committed to taking appropriate measures to maintain the privacy of information you submit to us. We will not sell or rent your information to anyone, or let anyone use it except if you have authorized its use. We are especially sensitive to the need to protect information concerning children. Protecting the identity and privacy of children is an important undertaking and a high priority for the Hacienda La Puente Unified School District. Only those HLPUSD employees and consultants who need the information you have provided to the database to perform their job responsibilities are authorized to have access to your stored information.

We at HLPUSD understand that the information you store in the online enrollment database is of the highest value to you and must be secure at all times. We protect your information when it is received by and sent from our database by encrypting the information.

I agree

Next

STEP 7: Fill in Student Name, Date of Birth, Grade Level & Click “Next”

Student's Name

Student's legal first name ✓

Student's legal middle name

Student's legal last name ✓

Student's suffix

Student's Birthdate ✓

Month Day Year

Student's nick name (optional)

Please select a grade level or program to enroll this student in

Select Grade Level or Program ✓

Next

STEP 8: Fill in your Resident information & Click “Next”. If you DO NOT live in the Hacienda La Puente USD area, please use the School Address to proceed.

Student Address

If you DO NOT live in the Hacienda La Puente USD area, please enter the school address. Contact Student and Family Services department regarding the Inter-district procedure.

Resident Address

Street Address

Unit or Apartment Number

City


Student's Home ZIP Code

State Student lives in
California

Use residence address above as mailing address?
 Yes
 No, use a different address for mail

STEP 9: Click Next

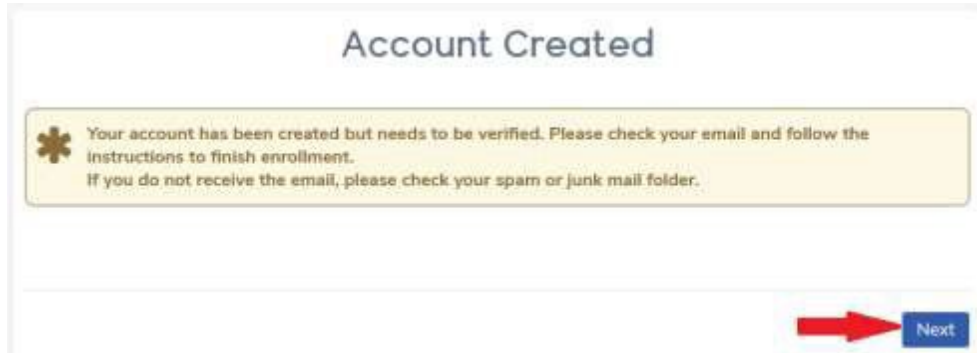
Student Address

 **Congratulations!** Based on the information you provided you are eligible to enroll for school using this website. Based on grade and address information you are assigned to the following school

Assigned school
School A (Kindergarten - Fifth Grade)

Preferred school If you have a preferred school, click below to select the preferred school.
I do not want to select a preferred school.

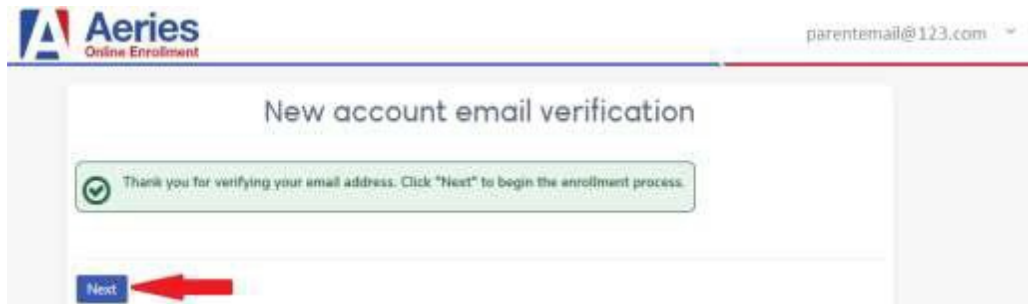
STEP 10: Click [Next](#)



STEP 11: Verify your e-mail FIRST then follow the Login with the password created in Step 5.



STEP 12: Click [Next](#)



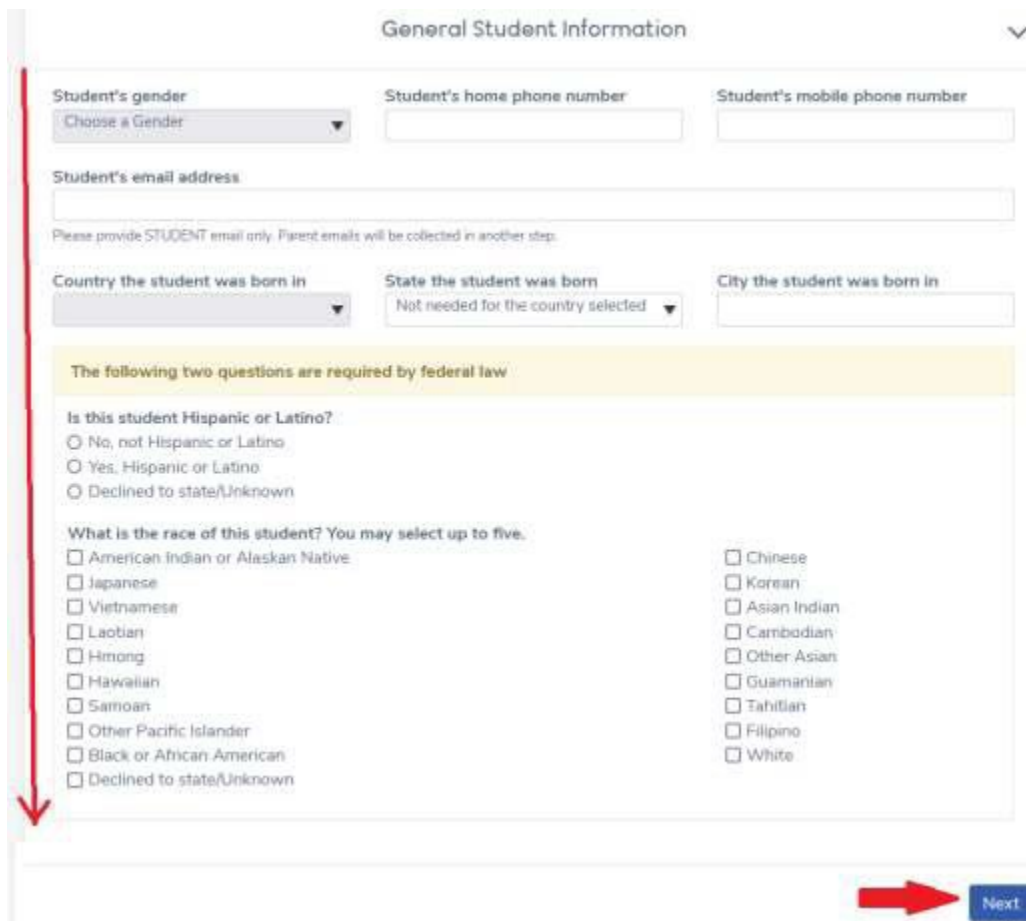
STEP 13: Login with the email and password you created in Step 5.



The image shows the Aeries Online Enrollment Login page. At the top left is the Aeries logo with the text "Online Enrollment". The main heading is "Login". Below the heading are two input fields: "Email address" and "Password". A blue "Login" button is centered below the fields. At the bottom left is a link for "Forgot Password" and at the bottom right is a link for "New User".

STEP 14: Fill in the information and click the boxes that apply & Click “Next” until the end of the process.


Don't forget to Click SUBMIT at the end.



The image shows the "General Student Information" form. It includes fields for "Student's gender" (a dropdown menu), "Student's home phone number", and "Student's mobile phone number". Below these is a field for "Student's email address" with a note: "Please provide STUDENT email only. Parent emails will be collected in another step." There are also dropdown menus for "Country the student was born in" and "State the student was born" (with a note "Not needed for the country selected"), and a field for "City the student was born in". A yellow highlighted section contains the text "The following two questions are required by federal law". The first question is "Is this student Hispanic or Latino?" with radio button options: "No, not Hispanic or Latino", "Yes, Hispanic or Latino", and "Declined to state/Unknown". The second question is "What is the race of this student? You may select up to five." with a list of checkboxes: American Indian or Alaskan Native, Japanese, Vietnamese, Laotian, Hmong, Hawaiian, Samoan, Other Pacific Islander, Black or African American, Declined to state/Unknown, Chinese, Korean, Asian Indian, Cambodian, Other Asian, Guamanian, Tahitian, Filipino, and White. A red arrow points down the left side of the form. At the bottom right, there is a red arrow pointing to a blue "Next" button.


Submit the enrollment at the last step.

STEP 15: If you get logged off, log in again with the same email and password created in Step 5



Welcome to Aeries Online Enrollment

Hacienda La Puente Unified School District (HLPUSD)



⚠️ Aeries Online Enrollment is for NEW students only. If your student is currently enrolled in any HLPUSD school, DO NOT USE THIS FORM.

⚠️ If you reside outside of the HLPUSD attendance area, please contact Student and Family Services at 626-933-4335 regarding inter-district transfer.

2024-2025 School Year Dates: August 7, 2024 - May 22, 2025
2025-2026 school year start date has not been determined.

Language
 English Español 中文

[Login](#) **← To re-log in and resume the enrollment** [Enroll A New Student](#)