

Universal Precautions

Bloodborne Pathogens
For School Staff
Employee Training


What are bloodborne pathogens?

- Microorganisms carried by human blood and body fluids
- Can be spread through contact with infected blood
- Cause infections and illness



Where are bloodborne pathogens found?

- Body fluids containing visible blood
- Semen and vaginal secretions
- Torn or loose skin



Bloodborne pathogens (BBP) can cause infection by entering your body. In a school environment, it's more likely BBPs would enter via:



- Open cuts and nicks
- Skin abrasions
- Dermatitis
- Acne
- Mucous membranes of your mouth, eyes or nose via a splash of blood or body fluid

Also, BBPs might enter your skin:

If you accidentally injure yourself with a sharp object contaminated with infectious material, such as:

- Needles
- Scalpels
- Broken glass
- Anything that can pierce your skin

Special education employees should take extra caution while working with severely disabled children. Some disabled children might be more:

- Vulnerable to injury
- Likely to have special medical needs
- Dependent on adults for personal care

The most common bloodborne pathogens are:



- HIV
- Hepatitis B(HBV)
- Hepatitis C(HCV)

HIV is transmitted indirectly by touching or working around people who are HIV-positive.

- True or False



FALSE



HIV (Human Immunodeficiency Virus)

Is a virus that:

- Is very fragile
- Does not live long outside of the human body
- Attacks the immune system
- Is spread primarily via unprotected sex; shared needles



The Hepatitis B Virus can go unnoticed in an infected person.



True



False




Hepatitis B Virus (HBV) is...

- Transmitted primarily through sexual contact
- Transmitted through direct contact with infected blood, semen, or vaginal fluid
- 100 times more contagious than HIV
- Able to survive on surfaces dried and at room temperature for at least a week
- Contaminated surfaces are a major factor in the spread of HBV
- 1:20 persons now has, or will have, HBV


Transmission of Hepatitis B is preventable:


- Use universal precautions in the workplace
- Get the HBV vaccination
- Do not share needles
- Use condoms during sex



Facts About Hepatitis C (HCV)

- HCV is more common than HBV
- Ranks slightly below alcoholism as a cause of liver disease
- Is spread most commonly through shared needles

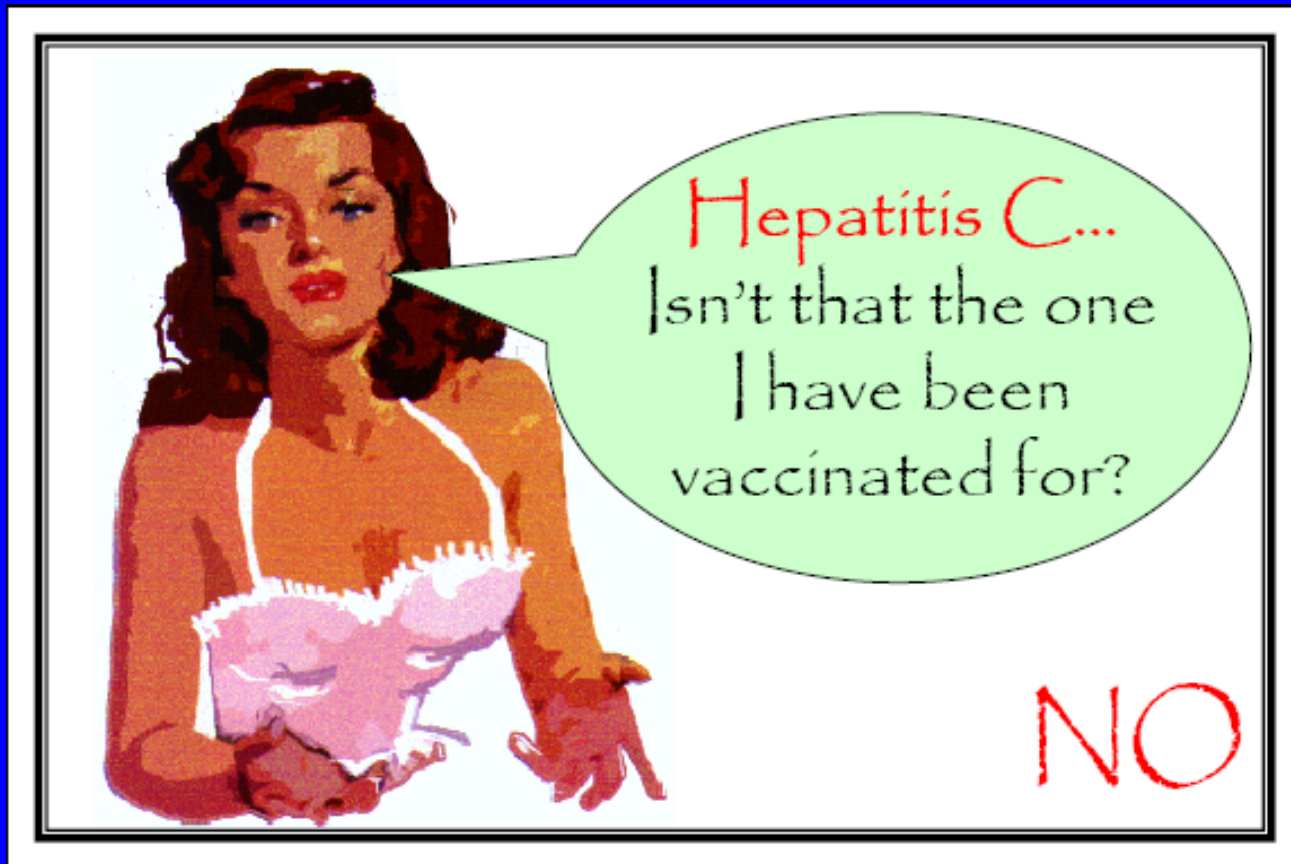




True or False?

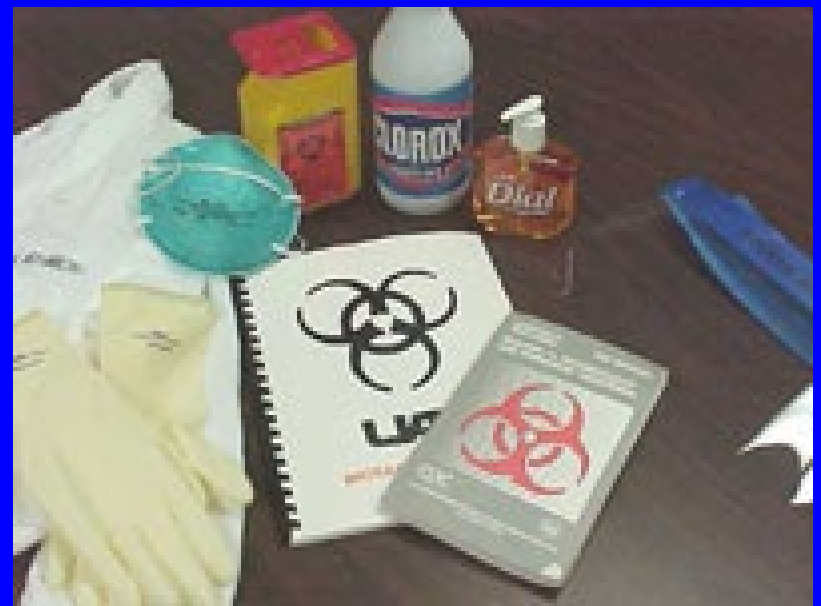
There is a vaccine for Hepatitis C

FALSE



Universal Precautions

- All blood and potentially infectious materials are treated as if they are infectious, regardless of the perceived status of the source individual. You treat all blood and body fluids as if they are infected.



Practice Universal Precautions by:

- Wearing gloves – when you anticipate touching blood, body fluids or contaminated surfaces
- Cover hand cuts with a bandaid before gloving



- Wash hands after removing gloves
- Dispose of gloves after each use in plastic bag that can be sealed
(unless wearing heavy duty-utility gloves)



Handwashing is your best
Protection!



Personal Protective Equipment (PPE)

includes gloves... plus

masks, eye protection, face shields, gowns
& aprons



Use these whenever splashes, sprays, splatters, or droplets of blood may contaminate your eyes, nose, mouth (mucus membranes) or clothing.

- Eating
- Drinking
- Smoking
- Applying cosmetics or lip balm
- Handling contact lenses

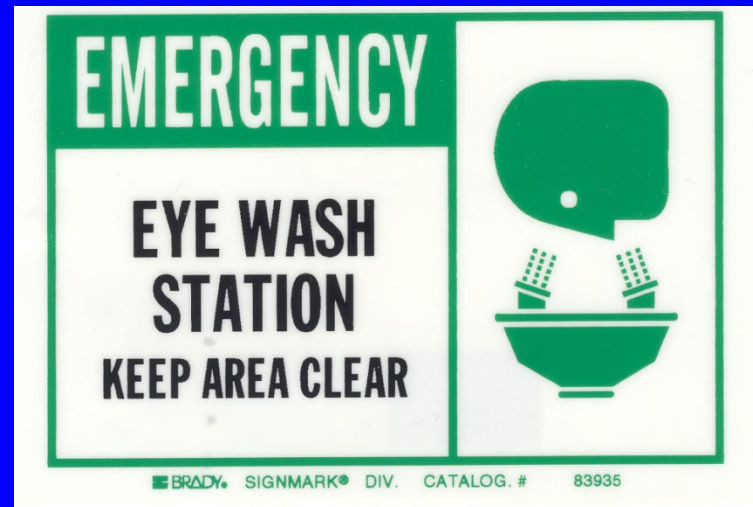


are prohibited in work areas where there is a potential for contamination with blood or body fluids

ex. toileting areas, First Aid rooms

If blood/body fluids makes contact with your mouth, nose, eyes

- Flush with running water at a sink or eyewash station for 10-12 minutes
- Notify your school's nurse and your administrator



One should only use Universal Precautions when working with people at High Risk for a bloodborne disease.

- True or False

FALSE

IT DOESN'T TAKE MUCH.



**ALWAYS TAKE UNIVERSAL PRECAUTIONS
AGAINST BLOOD BORNE PATHOGENS!**



Serving the Assistance
Needs of America's
Emergency Service Organizations

Reminder Poster Series from Emergency Services Insurance Program
For further information, please call 800-822-3747

#100

Handwashing is Not necessary if gloves are worn.

- True
- False




FALSE

*Always wash your hands after
removing gloves.*



FIRST AID CLEANING PROCEDURES



1. If possible, help the injured student or staff member care for themselves.
2. Create a barrier between yourself and blood and body fluids that may contain blood.
3. Clean all surfaces and soiled items with an EPA registered tuberculocide disinfectant.
(Provided by school)

4. Dispose of all soiled gloves and other barrier materials in a sealed plastic bag (reusable items should be sealed in plastic until they can be laundered).
5. Wash hands with soap and warm running water for at least 15 seconds.
6. Hand sanitizer does not take the place of soap and water when washing hands after an incident.





Labels and Signs

Warning labels should be on any container, refrigerator, or freezer containing blood or other potentially infectious material.

Housekeeping/Environmental Issues

To minimize exposures the following housekeeping measures should be implemented.

- Call for custodial staff to clean any equipment or surfaces contaminated with blood or body fluids.
- Broken glass should always be treated as contaminated and never be picked up with your bare hands. Always use mechanical means to pick up glass such as a broom and dustpan. Call your custodial staff for assistance and clear the area of students.


- Never push or tamp down trash with your hands. Hold it away from you and shake down.
- Contaminated laundry should be placed in a leak proof container. (double bagged)
- Place items, heavily soiled with blood, in a regular trash bag and double bag in a **Red BIOHAZARD BAG**. Immediately notify your custodian when potentially infectious trash needs to be disposed of.

- Regular inspection and disinfection of reusable containers.
- Call for cleanup of areas which have been contaminated or are suspected to be contaminated.
- Only school approved disinfectants are to be used. **DO NOT BRING CLEANERS FROM HOME.**

What to do if exposed?

- Wash exposed areas (hands, etc.) with soap and water.
- Immediately flush exposed mucous membranes with water.
- Immediately report the exposure to your immediate supervisor and the school nurse.

- If there is a blood spill, immediately arrange for clean-up (call custodian).
- The School Nurse/Human Resources Department will provide directions for medical evaluation.



**A copy of your School's Exposure Control Plan and Policy is available at the School's Administrative offices and on the School's website.*

**You may access the OSHA Bloodborne Pathogens Standard (1910-1030) at www.osha.gov*

Upon completing this training:

- Report to the school nurse for additional BBP and Hepatitis B vaccine information.
- Complete the Bloodborne Pathogen Training sign off sheet and return to Dr. Lancaster.



Upon completing this training:

- Coaches, EC Teachers, Athletic Trainers, First Responders, Bus Drivers and Custodians, Contact Principal if you need the Hepatitis B Vaccination.

REMEMBER TO ALWAYS USE UNIVERSAL PRECAUTIONS

