

**Board of Education**

Keshia Thomas, President
Valerie F. Davis, Clerk
Claudia Cazares
Genoveva Islas
Elizabeth Jonasson Rosas
Carol Mills, J.D.,
Major Terry Slatic USMC (Retired)

Superintendent

Robert G. Nelson, Ed.D.

BOARD COMMUNICATIONS – May 22, 2020

TO: Members of the Board of Education
FROM: Superintendent, Robert G. Nelson, Ed.D.

SUPERINTENDENT – Robert G. Nelson, Ed.D.

S-1 Robert G. Nelson, Ed.D. Superintendent Calendar Highlights

ADMINISTRATIVE SERVICES – Ruth F. Quinto, Deputy Superintendent/CFO

AS-1 Kim Kelstrom School Services Weekly Update Report for May
14, 2020

AS-2 Santino Danisi Student Transfers Program Review

EQUITY & ACCESS – Lindsay Sanders, Chief Equity & Access

EA-1 Kristi Imberi-Olivares Student Connectivity Tool Update Week 1

EA-2 Deanna Mathies Early Learning Enrollment

EA-3 Deanna Mathies & Brian Beck Inclusive Early Education and Expansion Program

OPERATIONAL SERVICES – Karin Temple, Chief Operations Officer

OS-1 Karin Temple Summer Meals Program

OS-2 Karin Temple Citizens' Bond Oversight Committee – May 21, 2020
Meeting Materials

SCHOOL LEADERSHIP – Kim Mecum, Chief Academic Officer

SL-1 Jeremy Ward Linked Learning Pathway Certification Update

Fresno Unified School District
Board Communication

BC Number S-1

From the Office of the Superintendent
To the Members of the Board of Education
Prepared by: Robert G. Nelson, Superintendent
Cabinet Approval:

Date: May 22, 2020

Phone Number: 457-3884

Regarding: Superintendent Calendar Highlights

The purpose of this communication is to inform the Board of notable calendar items:

- Held meetings with Executive Cabinet
- Gave interview with PowerTalk Radio for the Trevor Carey Show regarding reopening of schools and update on Fresno Unified
- Held virtual meet and greet with SEIU Leadership
- Participated in call with Congressman Jim Costa and superintendents throughout California's 16th Congressional District regarding an update on legislation and ongoing efforts regarding the federal response to COVID-19 and to discuss challenges districts are facing
- Met with district leadership and Fresno Teachers Association leadership regarding budget
- Gave interview with PBS regarding issues the district is facing due to COVID-19
- Participated in call with Council of the Great City Schools Superintendents
- Participated in call with State Superintendent Tony Thurmond and California Superintendents to discuss reopening of schools
- Participated in Fresno County Superintendents Task Force on Schools Reopening
- Held Labor Management Initiative meeting
- Held quarterly meeting with ACSA virtually
- Held weekly meeting with district leadership and Fresno Teachers Association Leadership

Approved by Superintendent
Robert G. Nelson Ed.D.



Date: 05/22/2020

Fresno Unified School District
Board Communication

BC Number AS-1

From the Office of the Superintendent
To the Members of the Board of Education
Prepared by: Kim Kelstrom, Executive Officer
Cabinet Approval:



Date: May 22, 2020

Phone Number: 457-3907

Regarding: School Services Weekly Update Report for May 14, 2020

The purpose of this communication is to provide the Board a copy of School Services of California's (SSC) Weekly Update. Each week SSC provides an update and commentary on different educational fiscal issues. In addition, they include different articles related to education issues.

The SSC Weekly Update for May 14, 2020 is attached and includes the following articles:

- May Revision to be Released on May 14 – May 14, 2020
- Special Education Committee – May 14, 2020
- Special Election Results – May 14, 2020
- LAO Issues Additional Proposition 98 Recession Details – May 12, 2020
- Schools Would Get Nearly \$60 Billion in Democrats' New COVID-19 Relief Proposal – May 12, 2020
- Democrats Ask for \$12 Billion for Special Education in Next Coronavirus Bill – May 13, 2020

If you have any questions or require further information, please contact Kim Kelstrom at 457-3907. Thank you.

Approved by Superintendent
Robert G. Nelson Ed.D.



Date: 05/22/2020



1121 L Street

•

Suite 1060

•

Sacramento

•

California 95814

•

TEL: 916 . 446 . 7517

•

FAX: 916 . 446 . 2011

•

www.sscal.com

DATE: May 14, 2020

TO: Robert G. Nelson
Superintendent

AT: Fresno Unified School District

FROM: Your SSC Governmental Relations Team

RE: ***SSC's Sacramento Weekly Update***

May Revision to Be Released on May 14

On Thursday, May 14, 2020, Governor Gavin Newsom will release the May Revision, which is the final statutory opportunity for the Governor to update his economic projections prior to the enactment of the State Budget in June.

In last week's *Sacramento Update* we reported on the budget letter released by the Department of Finance (DOF), which provided a grim outlook of the state's revenue and budget forecast due to the recession caused by COVID-19. As a reminder, the DOF estimates state revenue losses of \$9.7 billion in the current year and \$32.2 billion in the coming budget year, which brings the total shortfall to \$54 billion, after factoring in the increased caseload of the state's social services programs.

In next week's update we will provide an overview of the Governor's May Revision, including the initial legislative response as the Assembly Budget Subcommittee on Education Finance is slated to meet on Monday, May 18, to discuss the Governor's revised State Budget.

Senate Education Committee

On Tuesday morning, the Senate Education Committee held its only hearing to consider Senate education bills for the year. The agenda only consisted of five bills, which were all approved by the committee and will be moving on in the legislative process. Summaries of those bills can be found below:

- Senate Bill (SB) 805 (Portantino, D-La Cañada Flintridge) would prohibit school districts from requiring an employee to use sick, vacation, or other paid leave if the school is forced to close because of mandatory evacuation order or any of the instances described in Education Code Section (EC §) 46392, or if the employee is unable to report to work because they reside in an area with a mandatory evacuation order or any of the instances described in EC § 46392
- SB 860 (Beall, D-San Diego) would require a county office of education foster youth services plan to describe how the program will coordinate efforts to ensure completion of the Free Application for Federal Student Aid

or the California Dream Act Application for foster youth pupils who are in grade 12, and report the number and percentage of pupils in foster care who successfully complete the applications

- SB 884 (Dodd, D-Napa) would establish the Disaster Relief Instructional Recovery Program for the purpose of allocating funding to eligible local educational agencies (LEAs) to make up instructional days lost due to emergency or other extraordinary conditions, including a public safety power shutoff
- SB 1181 (Committee on Education) would make various nonsubstantive changes to the education code
- SB 1213 (Leyva, D-Chino) would establish a process and timeline to recommend revisions to the history-social science academic content standards by January 31, 2024, and require the state board to adopt, reject, or modify the recommendations by spring 2024

While these are the five bills that will be considered on the Senate side by the Senate Education Committee, there are other bills being considered in other policy committees that could have implications for K–12 education. In addition to significantly reducing their bill workload due to COVID-19, the Legislature also made the decision that the limited number of bills being considered could only be referred to one policy committee. This means that any bill that would have been referred to a second policy committee under normal circumstances will only be heard in one policy committee in order to limit the number of hearings the Legislature conducts during the COVID-19 pandemic.

Special Election Results

On Tuesday, there were two special elections to fill the vacancies of Congressional District (CD) 25 and state Senate District (SD) 28. The special elections became necessary after Senator Jeff Stone (R-La Quinta) resigned from the SD 28 last November to take a position in President Trump's Administration while Congresswoman Katie Hill (D-CA) resigned from the CD 25 last October due to an allegation of inappropriate relations with staff.

Due to COVID-19, Governor Newsom signed an executive order requiring every registered voter in these two elections to receive a vote-by-mail ballot in order to prevent large crowds from gathering on Election Day. While there were still a limited number of in-person voting centers available for the elections, they were only a fraction of the voting sites these elections would have had in a non-pandemic setting.

While it will take several weeks to officially count all of the vote-by-mail ballots, it is projected that Republican Assemblymember Melissa Melendez (R-Lake Elsinor) has defeated Democratic candidate Elizabeth Romero in the SD 28 race. According to the Secretary of State's website, Melendez currently enjoys an advantage of over 20,000 votes, making it very unlikely that Romero will be able to catch her. If the results stand, the makeup of the Senate will be 29 Democrats to 11 Republicans, while the Assembly would be 61 Democrats, 17 Republicans, 1 Independent, and 1 vacancy (Melendez's current Assembly seat). Either way, the Democrats will continue to enjoy comfortable supermajority statutes in both houses.

For the CD 25 race, Republican candidate Mike Garcia currently leads Democratic Assemblymember Christy Smith (D- Santa Clarita) by more than 17,000 votes. While it looks as though Garcia will end up the victor, he will only hold the seat for the remainder of the congressional term, which is the end of the calendar year. This means that regardless of who ends up winning this special election, both Smith and Garcia will face off once again in November to battle it out for the new two-year congressional term beginning January 2021.

Leilani Aguinaldo

LAO Issues Additional Proposition 98 Recession Details

By Michelle McKay Underwood
School Services of California Inc.'s *Fiscal Report*
May 12, 2020

The Legislative Analyst's Office (LAO) provided more details over the weekend on the effect of the current economic downturn on Proposition 98 (see "[LAO Issues New Economic Outlook](#)" in the current Fiscal Report). Under both the more optimistic "U-shaped" and more pessimistic "L-shaped" recession recovery scenarios, the LAO forecasts a Test 1 for Proposition 98 through the 2023–24 year, meaning K–14 education will continue to receive its roughly 40% share of state general funds and property taxes. But with differing hits to the state General Fund (and the flattening of property tax growth), the Proposition 98 minimum guarantee significantly differs between the scenarios:

Proposition 98 Minimum Guarantee (in billions)	2019–20	2020–21	2021–22	2022–23	2023–24
U-Shaped Scenario	\$78.3	\$73.9	\$76.0	\$80.8	\$84.7
L-Shaped Scenario	\$77.8	\$69.1	\$68.5	\$73.1	\$77.6

As noted in their economic outlook, the LAO uses a different point of comparison for the size of the current budget problem. By their estimations, both economic recoveries could have a significant impact on the minimum Proposition 98 guarantee for 2020–21. A U-shaped recovery would be approximately a 10% Proposition 98 reduction compared to 2019–20, and an L-shaped recovery would be approximately 16%. The LAO noted that neither scenario contemplates reimbursements from the Federal Emergency Management Agency, revenues from the recently-passed Coronavirus Aid, Relief, and Economic Security (CARES) Act, or any support from the Budget Stabilization Account. While still dire, these projections are less severe than Governor Gavin Newsom's 22% hit (see "[COVID-19 Decimates State Revenues, Education Funding](#)" in the current Fiscal Report).

Along with the change in minimum funding levels, the two scenarios also have different projected cost-of-living adjustments (COLAs):

COLA	2020–21	2021–22	2022–23	2023–24
U-Shaped Scenario	2.31%	-0.03%	1.11%	2.05%
L-Shaped Scenario	2.31%	-0.63%	-1.04%	1.16%

Finally, the LAO notes that the full Proposition 98 reserve would be withdrawn and utilized in the 2019–20 State Budget year because Proposition 98 funding will be insufficient to support the prior year funding level, as adjusted for student attendance and inflation; unfortunately, that balance is a mere \$377 million for K–14 education.

Note: This Democratic House proposal will face an uphill battle against the Republican-controlled Senate and will look a lot different if the legislation does end up making it to President Trump's desk.

Schools Would Get Nearly \$60 Billion in Democrats' New COVID-19 Relief Proposal

By Andrew Ujifusa
Education Week
May 12, 2020

New legislation from House Democrats would provide nearly \$60 billion to K-12 school districts to help them address the coronavirus pandemic, although Republicans who control the Senate are likely to ignore the legislation, which falls short of public demands from education advocacy groups.

The Health and Economic Recovery Omnibus Emergency Solutions (HEROES) Act would create a \$90 billion "state fiscal stabilization fund" for the U.S. Department of Education to distribute to K-12 as well as higher education. After deducting a small share of money for administrative and other expenses, 65 percent of that fund—or roughly \$58 billion—would go through states to local school districts, with 30 percent set aside for public colleges and universities. This money could support a large variety of services under the Every Student Succeeds Act, the Individuals with Disabilities Education Act, the McKinney-Vento Homeless Assistance Act, and other federal mandates.

Any school district that receives this aid "shall to the greatest extent practicable, continue to pay its employees and contractors during the period of any disruptions or closures related to coronavirus," the bill states. That language mirrors the last coronavirus aid bill that became law in late March and provided just over \$13 billion in direct aid for districts. This HEROES Act money would be available until Sept. 30, 2022.

The bill does include nearly \$1 billion to shore up state and local government budgets that could be a big help for schools in many instances. However, it's obviously unclear exactly how much of that money would ultimately reach local school districts, and the education lobbying community has put a heavy emphasis on creating a big stabilization fund specifically for education in the next federal aid package.

In addition, the bill would provide \$1.5 billion to help schools and libraries provide internet services through an Emergency Connectivity Fund at the Federal Communications Commission.

The education lobbying world has been asking for much more for a state stabilization fund for K-12 and higher education. Recent demands from those groups have called for federal lawmakers to provide at least \$175 billion for such a pot of money, as part of a broader request of at least \$250 billion for education. While it's arguable that those making such demands knew that it would be a long shot, they'll still almost certainly be disappointed.

And again, since Senate Republicans don't appear inclined to provide \$175 billion for education in a new relief bill, the Democrats' HEROES Act could end up serving largely as a way to publicly underscore their priorities. It's unlikely any final agreement on the next phase of coronavirus relief negotiated by lawmakers will closely resemble or match key provisions of this bill.

Under the HEROES Act, 61 percent of the stabilization fund would go out to states (and then on to districts as subgrants) on the basis of their relative population of people aged 5 to 24, while 39 percent would be

distributed to states on the basis of the relative number of children counted for district grants under Title I of ESSA.

The new proposal's Emergency Connectivity Fund would help schools connect students to the internet and provide them with internet-connected devices. Its \$1.5 billion number is lower than the request in two separate bills from Democrats; one from Rep. Grace Meng, D-N.Y., proposed \$2 billion to bolster student internet access, while another championed by several Senate Democrats led by Sen. Ed. Markey, D-Mass., would provide \$4 billion.

Beefing up students' internet access has been a top priority for several education advocacy groups since lawmakers passed the Coronavirus Act, Relief, and Economic Security (CARES) Act in late March without additional, dedicated funding to help students get online. Advocates say it's critical for the federal government to provide more resources to help close the digital divide that leaves millions of students without access to reliable internet.

Here are a few other notable provisions about the bill:

- The legislation states that HEROES money couldn't be used to "provide financial assistance to students to attend private elementary or secondary schools" except as required for students in special education and under IDEA. Although it might have little practical impact on how districts might use the money, it does underscore Democrats' desire to keep the funds out of any private school choice programs.
- The HEROES Act also seeks to nullify recent guidance from U.S. Secretary of Education Betsy DeVos about coronavirus relief and private schools. Under ESSA, districts must provide equitable services to certain groups of students (like those considered at risk of failing) in their attendance areas who attend private schools. The recent DeVos guidance says that all private school students are eligible for equitable services under the CARES Act, regardless of their status. But the HEROES Act says only students identified as eligible for those services under ESSA are eligible for equitable services.
- Unlike the CARES Act, there's no governor's fund in the new proposal that state executives could distribute at their discretion to K-12 and higher education that's included in the HEROES Act's state stabilization fund. There's also no dedicated set-aside for state education departments to use.
- Any HEROES grants not awarded by governors to school districts (or institutions of higher education) within two years must be returned to the education secretary.

The state stabilization fund "may be used to support hourly workers, such as education support professionals, classified school employees, and adjunct and contingent faculty," the bill says.

Note: Minor edits included for readability

Note: A group of Democratic U.S. Senators are asking for almost \$12 billion in the next federal coronavirus aid bill to be earmarked for students with disabilities.

Democrats Ask for \$12 Billion for Special Education in Next Coronavirus Bill

Money would pay for extra staff to help students with disabilities catch up after schools reopen

By Carolyn Jones
EdSource
May 13, 2020

Fearing that special education students will fall substantially behind their peers as a result of prolonged school closures and distance learning, a group of Democratic U.S. Senators is asking for almost \$12 billion in the next federal coronavirus aid bill to be earmarked for those students.

The request, backed by California Senators Dianne Feinstein and Kamala Harris, would pay for tutors, aides, assessments, technology and other measures to help students in special education, many of whom have been disproportionately impacted by school closures because of the difficulty of providing needed therapies online.

“As we grapple with the impacts of COVID-19, and the resulting school closures, we must meet the needs of all students, including students most vulnerable to educational disruptions,” the senators wrote. “To that end, we write to urge you to ensure that any future COVID-19 relief package protects the rights of students who experience disabilities and provides school districts with emergency funding so that educators are able to effectively serve these students during this unprecedented time.”

Advocates in general welcomed the request. Since U.S. Secretary of Education Betsy DeVos in April ordered school districts to continue providing special education services during the school closures, some districts have been struggling to provide occupational, speech, physical and behavioral therapy virtually.

The result is that some students with disabilities — such as Down syndrome, cerebral palsy and autism — risk losing skills and falling behind. Under the federal Individuals with Disabilities Education Act, school districts are required to provide extra tutoring and other services to help those students catch up. The cost of those services would fall mostly to states and school districts, because the federal government only provides a fraction of the funding needed for schools to fully implement special education.

The \$12 billion would help offset those costs. And it’s urgently needed, said Lauren Rhim, executive director of the National Center for Special Education in Charter Schools, a nationwide advocacy group.

“To say this (situation) is unprecedented is wholly inadequate. There is so much learning loss happening right now for all students, but especially those students in special education,” Rhim said. “The sooner we can hire more staff and assess what services students will need, the better.”

The stakes are high for students enrolled in special education because they rely on school services not just for academic support, but also for therapies that could propel them to college, employment and independent living, she said.

“What’s often the case is that kids with disabilities are an afterthought (in education policy),” she said. “But no one relies more on an education to live a full life. It’s often the difference between having a job, living independently, and not.”

The newest coronavirus aid bill, Congress’ fifth, is currently being negotiated in the House of Representatives. It’s unclear how the Republican-controlled Senate will respond, but Republicans in the past have generally been supportive of special education. The Coronavirus Aid, Relief and Economic Security Act, signed March 27, originally called for broad waivers to special education law. But some Republicans agreed to strip that provision and turn over the decision to DeVos, who later opted to keep the law intact.

So far, federal aid related to the coronavirus has topped \$3 trillion, with \$1.6 billion so far expected for California schools. But none of the money has been set aside specifically for K-12 special education students.

The request, signed by 24 senators and addressed to Senate Majority Leader Mitch McConnell and Minority Leader Charles Schumer, asks for \$11 billion to be given as grants to states under the Individuals with Disabilities Education Act, the federal law that guarantees students a free public education suited to their abilities. It also calls for \$900 million for programs for infants, toddlers and preschoolers with disabilities, and an unspecified amount for training teachers in technological skills needed to improve their online lessons.

Sen. Patty Murray, D-Washington, a longtime advocate for special education policy and one of those who submitted the funding request, said that providing extra support for students with disabilities is “absolutely critical.”

“I’ve been incredibly proud and inspired to see the creative and innovative ways that special education teachers are working to meet the needs of students with disabilities under the law. But more must be done to support their amazing work,” she said. “I’ll continue fighting to uphold the protections of IDEA and provide the funding necessary to ensure that students with disabilities and educators have the resources they need.”

Separately, the Council of the Great City Schools, which represents 76 large urban school districts nationwide, last week sent a letter to Congressional leaders asking that extra money in the next coronavirus aid bill be reserved for special education students. The \$13 billion request is in addition to a request for \$175 billion to help school districts offset revenue losses.


“There’s just a desperate need for funding. We’re facing an extremely dire fiscal cliff for the upcoming school year,” said Jeff Simering, director of legislative services for the organization. “And we’re trying to protect the kids who are the most at risk academically, have the greatest need.”

Given the partisan rancor in Congress, Simering is not optimistic that funding will be forthcoming.

“We’re trying to underscore the desperate need,” he said. “Hopefully they won’t let us twist in the wind.”

Fresno Unified School District
Board Communication

BC Number AS-2

From the Office of the Superintendent
To the Members of the Board of Education
Prepared by: Santino Danisi, Executive Officer
Cabinet Approval: 

Date: May 22, 2020

Phone Number: 457-3661

Regarding: Student Transfers Program Review

The purpose of this communication is to provide the Board an update in response to an inquiry at the May 06, 2020 Board meeting.

Initiated by the Deputy Superintendent, the Internal Auditors conducted a review of current policies and procedures related to the Student Transfer's program. The Student Transfer's Office processes nearly 15,000 applications each school year providing students options beyond their neighborhood school.

On September 03, 2019 the auditors presented their Internal Audit Review report to the Audit Committee. The Transfer's Office, in collaboration with other district partners, worked immediately to respond to the recommendations made in the report. Summarized below is the progress made in response to each recommendation.

1. A final ranked list should be maintained to capture all students applying to the Computech Middle School program, whether they previously attended a Fresno Unified school or not.
Progress update: Equity & Access maintains a ranked listing of all applicants to the program as recommended.
2. Implement a spot check control system to cross check data entered into the Atlas Student Information System to help reduce the risk of data entry errors.
Progress Update: Beginning in September 2019, staff implemented a quarterly review of data entered to test for and ensure accuracy.
3. Consider implementing an online application that captures information directly from the applicant online reducing the risk of data entry errors.
Progress Update: Collaborative efforts are underway between staff from the Transfer's Office and Information Technology with plans to create an online application. This enhancement will build off of the newly implemented online enrollment capabilities.
4. Even in instances where the number of seats available exceeds the number of applicants, consider running a lottery in order to reduce the volume of manual placement transactions.
Progress Update: This change in business process was implemented as recommended beginning with application placements for the 2020/21 school year.

5. Consider utilizing a separate code to identify administrative placements made that requires the approval of two users.

Progress Update: A unique code is applied in the system to distinguish these type of student placements, with the ability for proper documentation and approval levels as recommended. These placements can now be tracked and monitored individually and as a group.

6. Review and update current Board Policy and Administrative Regulations.

Progress Update: Board Policy 5116 was updated on December 18, 2019 and Administrative Regulation 5116 on January 21, 2020.

If you have any questions or require further information, please contact Santino Danisi at 457-3661.

Approved by Superintendent
Robert G. Nelson Ed.D. _____



Date: 05/22/2020

Fresno Unified School District
Board Communication

BC Number EA-1

From the Office of the Superintendent
To the Members of the Board of Education
Prepared by: Kristi Imberi-Olivares, Director
Cabinet Approval:

Date: May 22, 2020

Phone Number: 457-3896

Regarding: Student Connectivity Tool Update Week 1

The purpose of this communication is to provide the Board information regarding the Student Connectivity Tool (SCT) in Gradebook. This tool is our district's latest phase of providing supports across the system. The SCT is meant to collect high-level, actionable data to quickly identify students who may need additional support or outreach from our schools. This tool was built to help hone school site actions and encourage dialogue toward better supporting students during distance learning. The SCT also enables school sites and teachers to more effectively monitor student accessibility to interaction opportunities and to identify students who have a need that requires follow-up. This information is driven through a student-focused lens. The attached infographic includes data on the following three SCT assignments:

- Assignment 1 – Teacher Outreach focuses on teacher-oriented actions that provide a contact opportunity for students, such as a scheduled Teams meeting or sending a mass email to students.
- Assignment 2 – Student Interaction captures whether and how students are interacting with the multiple learning opportunities provided to them.
- Assignment 3 – Student Follow-Up focuses on student needs, such as technology or counseling support, that enables a site to respond to and act on.

While reviewing the information, it is important to keep in mind that students in secondary (grades 7th through 12th) are duplicated in the data due to having multiple courses. During the week of May 11th, ninety-nine percent (99%) of teachers who completed a "Teacher Outreach" entry this week provided outreach to students. In forty-three percent (43%) of courses, students interacted with an available learning opportunity during this week. There are multiple reasons why students may not be interacting with the available opportunities. If a student is not showing up to three (3) of their classes, it may be because they have a passing grade, they may be prioritizing which courses to focus on to improve a grade, or they may be some other barrier making it difficult to engage in an available learning opportunities. Currently, there are eighty-six percent (86%) of secondary students have a passing grade in their course who are not interacting with their course(s). Further, of the secondary students who are not interacting with their courses, fourteen percent (14%) are failing at their course(s). In addition, fifteen percent (15%) of students were identified as having a need that includes follow-up.

As we look through a student-focused lens at the information available in the SCT, we are continuing to think about questions such as, of the students who are not interacting with learning opportunities, how many are failing their course and what can we do about it? Do students have a passing grade in the course and may be prioritizing other courses? Are our students experiences environmental barriers impeding them from engaging in learning? How many students have disconnected phone numbers and

how can we work with staff to ensure we get updated phone numbers to connect with these students and families? How do we prioritize which students we target first – is it our vulnerable groups such as foster and homeless youth or our lowest performing group of students who are failing their courses? The ultimate purpose of the data is to have a systemic data set that can help drive targeted actions at the sites and district to ensure our students continue to engage in learning.

Additionally, included in this communication is a district-level report by grade level and student group.

If you have further questions or require additional information, please contact Lindsay Sanders at 457-3471.

Approved by Superintendent

Robert G. Nelson Ed.D.



Date: 05/22/2020

Fresno Unified School District Student Connectivity Tool (SCT)

99%

of teachers who completed an entry this week reported providing outreach to their students

43%

of students interacted with an available learning opportunity

15%

of students have an identified need that will include follow-up

SCT ASSIGNMENTS

Assignment #1

Teacher Outreach

Assignment #2

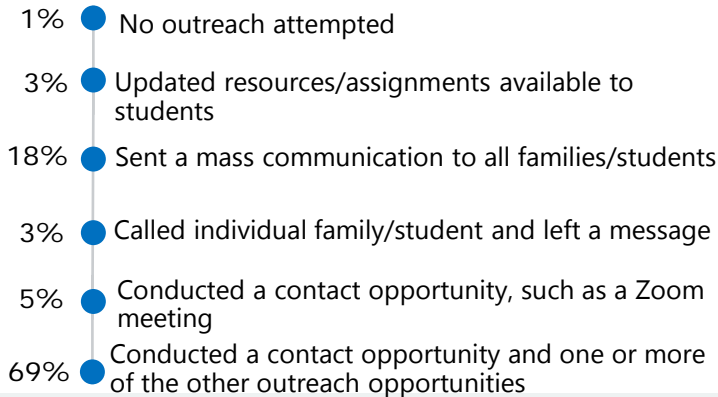
Student Interaction

Assignment #3

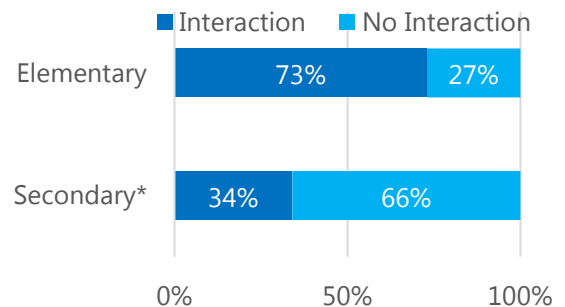
Student Follow-Up

Using a common process to collect data centrally provides our system the opportunity to assist with student follow up needs, actively pursue students who are not engaging, and communicate to parents and students. Three weekly assignments were created and are pushed out in gradebook weekly. Teachers are using guiding rubrics to enter into those 3 assignments every week.

TEACHER OUTREACH



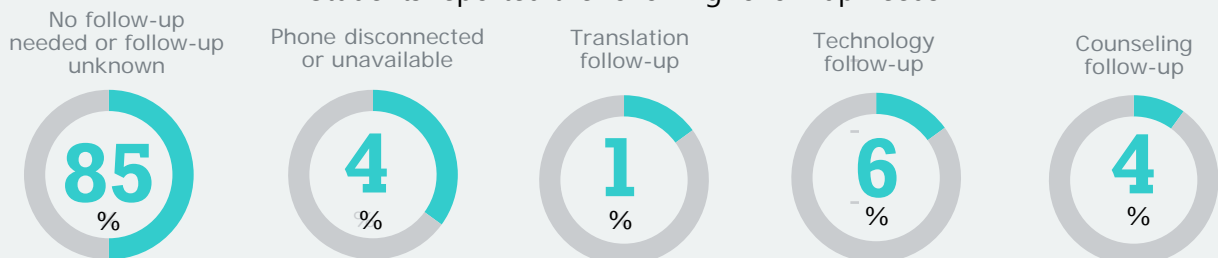
STUDENT INTERACTION



*Students in secondary have duplicates due to multiple courses

STUDENT FOLLOW-UP

Students reported the following follow-up needs



Note: This information includes duplicate students as students may have more than one need

23%

of students have no teacher entry in both Teacher Outreach and Student Interaction.

Note: This does not mean that students have not been contacted. This is an indication that entries have not been made. Site leaders will follow-up to ensure that accurate data is collected.

Student Connectivity Tool: Student Interaction and Student Follow-Up

Overall District: All Students by Student Group

	Student Interaction		Student Follow-Up				
	Interaction	No Interaction	No follow-up needed or follow-up unknown	Phone disconnected or unavailable	Translation follow-up	Technology follow-up	Counseling follow-up
All Students	42.6%	57.4%	84.8%	4.1%	1.0%	5.7%	4.4%
African American	41.4%	58.6%	82.0%	6.0%	0.7%	6.3%	5.1%
American Indian or Alaskan Native	44.5%	55.5%	83.4%	6.8%	0.9%	6.4%	2.5%
Asian	39.7%	60.3%	86.5%	3.9%	1.0%	5.1%	3.6%
Filipino	48.3%	51.7%	90.1%	1.9%	0.9%	3.8%	3.3%
Hispanic or Latino	42.3%	57.7%	84.4%	4.0%	1.1%	6.0%	4.5%
Pacific Islander	44.6%	55.4%	86.5%	3.8%	1.7%	3.8%	4.1%
White	44.4%	55.6%	87.6%	3.3%	0.8%	4.3%	4.0%
Two or More Races	47.8%	52.2%	86.1%	4.6%	0.6%	5.0%	3.7%
English Learners	44.1%	55.9%	80.0%	5.1%	2.8%	7.5%	4.7%
Foster Youth	47.5%	52.5%	79.6%	6.1%	1.1%	6.3%	7.0%
Homeless Youth	31.5%	68.5%	76.0%	9.3%	1.4%	7.8%	5.6%
Socioeconomically Disadvantaged	41.6%	58.4%	84.0%	4.4%	1.1%	6.0%	4.5%
Students with Disabilities	46.9%	53.1%	79.9%	5.7%	2.0%	7.1%	5.3%

Note: Secondary students have duplicates due to multiple courses.

Student Connectivity Tool: Student Interaction and Student Follow-Up

Overall District: All Students by Grade Level

	Student Interaction		Student Follow-Up				
	Interaction	No Interaction	No follow-up needed or follow-up unknown	Phone disconnected or unavailable	Translation follow-up	Technology follow-up	Counseling follow-up
All Students	42.6%	57.4%	84.8%	4.1%	1.0%	5.7%	4.4%
Preschool	2.1%	0.5%	80.4%	7.0%	0.9%	10.0%	1.7%
TK	1.0%	0.3%	80.8%	6.6%	2.4%	9.6%	0.5%
Kindergarten	4.8%	1.3%	77.9%	10.4%	1.6%	8.1%	2.1%
Grade 1	4.8%	1.3%	76.1%	11.0%	2.4%	8.2%	2.3%
Grade 2	5.0%	1.2%	73.9%	8.9%	3.1%	11.7%	2.4%
Grade 3	5.0%	1.2%	75.5%	8.3%	2.0%	10.2%	4.0%
Grade 4	5.1%	1.3%	77.0%	9.4%	2.3%	8.1%	3.2%
Grade 5	5.1%	1.4%	84.4%	7.2%	1.6%	4.0%	2.9%
Grade 6	5.9%	2.0%	85.2%	5.4%	1.4%	6.1%	1.9%
Grade 7	13.3%	16.3%	85.1%	3.3%	1.0%	6.6%	4.0%
Grade 8	11.9%	16.9%	89.3%	3.7%	0.2%	4.9%	1.9%
Grade 9	10.4%	17.4%	86.5%	2.5%	0.6%	4.1%	6.3%
Grade 10	9.0%	15.3%	81.9%	3.2%	1.4%	5.7%	7.7%
Grade 11	8.5%	12.9%	87.9%	2.0%	0.8%	4.4%	4.8%
Grade 12	7.9%	10.7%	88.7%	1.6%	0.6%	4.0%	5.1%

Note: Secondary students have duplicates due to multiple courses.

Student Connectivity Tool: Student Interaction and Student Follow-Up

African American Students by Grade Level

	Student Interaction		Student Follow-Up				
	Interaction	No Interaction	No follow-up needed or follow-up unknown	Phone disconnected or unavailable	Translation follow-up	Technology follow-up	Counseling follow-up
All Students	42.6%	57.4%	84.8%	4.1%	1.0%	5.7%	4.4%
All African American Students	41.4%	58.6%	82.0%	6.0%	0.7%	6.3%	5.1%
Preschool	1.2%	0.6%	67.4%	19.7%	0.0%	9.1%	3.8%
TK	1.0%	0.4%	78.1%	8.3%	3.1%	10.4%	0.0%
Kindergarten	4.3%	2.3%	69.6%	17.1%	0.2%	9.6%	3.4%
Grade 1	4.5%	2.0%	68.1%	16.2%	0.4%	11.6%	3.7%
Grade 2	4.1%	2.0%	69.0%	17.8%	0.7%	10.6%	1.9%
Grade 3	4.7%	1.6%	70.5%	13.1%	0.2%	10.6%	5.6%
Grade 4	5.0%	1.7%	71.8%	16.1%	0.2%	8.5%	3.5%
Grade 5	4.6%	1.4%	77.6%	10.0%	0.7%	6.3%	5.4%
Grade 6	5.2%	1.9%	83.5%	7.1%	0.6%	6.1%	2.7%
Grade 7	14.7%	16.5%	82.1%	4.1%	0.9%	7.6%	5.3%
Grade 8	11.4%	16.3%	88.1%	4.8%	0.1%	5.0%	2.0%
Grade 9	11.3%	17.6%	84.3%	3.6%	0.8%	4.0%	7.3%
Grade 10	10.6%	14.5%	83.8%	3.6%	1.5%	4.6%	6.5%
Grade 11	8.9%	11.4%	85.3%	3.2%	1.0%	5.2%	5.4%
Grade 12	8.7%	10.0%	84.2%	1.7%	0.4%	6.3%	7.5%

Note: Secondary students have duplicates due to multiple courses.

Student Connectivity Tool: Student Interaction and Student Follow-Up

American Indian or Alaskan Native Students by Grade Level

	Student Interaction		Student Follow-Up				
	Interaction	No Interaction	No follow-up needed or follow-up unknown	Phone disconnected or unavailable	Translation follow-up	Technology follow-up	Counseling follow-up
All Students	42.6%	57.4%	84.8%	4.1%	1.0%	5.7%	4.4%
All American Indian or Alaskan Native Students	92.1%	7.9%	83.4%	6.8%	0.9%	6.4%	2.5%
Preschool	1.2%	1.1%	57.1%	21.4%	0.0%	14.3%	7.1%
TK	1.0%	0.2%	100.0%	0.0%	0.0%	0.0%	0.0%
Kindergarten	4.3%	1.3%	68.6%	17.1%	2.9%	11.4%	0.0%
Grade 1	4.5%	1.8%	71.4%	14.3%	2.9%	11.4%	0.0%
Grade 2	4.1%	1.7%	63.2%	18.4%	0.0%	13.2%	5.3%
Grade 3	4.7%	1.3%	71.9%	12.5%	6.3%	9.4%	0.0%
Grade 4	5.0%	1.5%	71.0%	16.1%	0.0%	9.7%	3.2%
Grade 5	4.6%	1.1%	80.0%	8.0%	4.0%	8.0%	0.0%
Grade 6	5.2%	1.7%	69.4%	13.9%	2.8%	13.9%	0.0%
Grade 7	14.7%	17.2%	84.7%	4.9%	1.4%	6.9%	2.1%
Grade 8	11.4%	19.3%	86.5%	4.1%	0.0%	8.8%	0.6%
Grade 9	11.3%	10.3%	92.8%	2.9%	0.0%	0.0%	4.4%
Grade 10	10.6%	17.4%	87.0%	5.3%	0.8%	2.3%	4.6%
Grade 11	8.9%	13.8%	91.7%	2.8%	0.0%	2.8%	2.8%
Grade 12	8.7%	10.5%	90.8%	2.3%	0.0%	2.3%	4.6%

Note: Secondary students have duplicates due to multiple courses.

Student Connectivity Tool: Student Interaction and Student Follow-Up

Asian Students by Grade Level

	Student Interaction		Student Follow-Up				
	Interaction	No Interaction	No follow-up needed or follow-up unknown	Phone disconnected or unavailable	Translation follow-up	Technology follow-up	Counseling follow-up
All Students	42.6%	57.4%	84.8%	4.1%	1.0%	5.7%	4.4%
All Asian Students	35.4%	64.6%	86.5%	3.9%	1.0%	5.1%	3.6%
Preschool	2.3%	0.7%	79.2%	7.4%	1.1%	10.8%	1.5%
TK	1.2%	0.3%	86.1%	3.7%	3.7%	5.8%	0.7%
Kindergarten	6.3%	1.3%	74.8%	10.7%	1.6%	11.2%	1.6%
Grade 1	5.9%	1.4%	82.4%	8.6%	3.0%	5.2%	0.8%
Grade 2	6.1%	1.4%	75.3%	8.3%	3.1%	10.6%	2.8%
Grade 3	5.3%	1.0%	79.9%	6.0%	2.8%	8.2%	3.0%
Grade 4	5.4%	1.3%	71.5%	12.9%	2.6%	8.8%	4.3%
Grade 5	5.3%	1.2%	84.3%	9.1%	1.4%	3.4%	2.0%
Grade 6	5.2%	1.4%	83.4%	6.6%	2.1%	7.2%	0.8%
Grade 7	12.8%	14.2%	84.4%	3.5%	0.6%	7.2%	4.3%
Grade 8	10.5%	15.9%	90.0%	2.8%	0.4%	5.0%	1.8%
Grade 9	10.5%	15.8%	90.2%	2.1%	0.4%	2.8%	4.4%
Grade 10	8.2%	15.9%	85.0%	2.9%	0.9%	4.8%	6.4%
Grade 11	6.7%	15.0%	90.3%	1.6%	0.5%	3.6%	3.9%
Grade 12	8.3%	13.4%	92.2%	2.2%	0.5%	2.2%	2.9%

Note: Secondary students have duplicates due to multiple courses.

Student Connectivity Tool: Student Interaction and Student Follow-Up

Filipino Students by Grade Level

	Student Interaction		Student Follow-Up				
	Interaction	No Interaction	No follow-up needed or follow-up unknown	Phone disconnected or unavailable	Translation follow-up	Technology follow-up	Counseling follow-up
All Students	42.6%	57.4%	84.8%	4.1%	1.0%	5.7%	4.4%
All Filipino Students	48.3%	51.7%	90.1%	1.9%	0.9%	3.8%	3.3%
Preschool	1.4%	N/A	100.0%	0.0%	0.0%	0.0%	0.0%
TK	0.7%	0.3%	100.0%	0.0%	0.0%	0.0%	0.0%
Kindergarten	3.2%	0.0%	100.0%	0.0%	0.0%	0.0%	0.0%
Grade 1	2.8%	0.3%	100.0%	0.0%	0.0%	0.0%	0.0%
Grade 2	2.5%	1.6%	91.7%	8.3%	0.0%	0.0%	0.0%
Grade 3	5.6%	1.0%	89.5%	0.0%	0.0%	10.5%	0.0%
Grade 4	3.9%	0.7%	92.3%	0.0%	7.7%	0.0%	0.0%
Grade 5	3.9%	0.3%	92.3%	0.0%	0.0%	7.7%	0.0%
Grade 6	5.3%	1.3%	94.1%	5.9%	0.0%	0.0%	0.0%
Grade 7	17.5%	17.4%	91.1%	2.0%	2.0%	2.0%	3.0%
Grade 8	11.6%	14.8%	90.9%	5.2%	0.0%	1.3%	2.6%
Grade 9	9.1%	16.4%	91.4%	1.4%	0.0%	4.3%	2.9%
Grade 10	4.9%	17.7%	82.1%	1.5%	1.5%	6.0%	9.0%
Grade 11	14.0%	13.1%	87.2%	1.3%	1.3%	6.4%	3.9%
Grade 12	13.7%	15.1%	91.4%	0.0%	0.0%	4.9%	3.7%

Note: Secondary students have duplicates due to multiple courses.

Student Connectivity Tool: Student Interaction and Student Follow-Up

Hispanic or Latino Students by Grade Level

	Student Interaction		Student Follow-Up				
	Interaction	No Interaction	No follow-up needed or follow-up unknown	Phone disconnected or unavailable	Translation follow-up	Technology follow-up	Counseling follow-up
All Students	42.6%	57.4%	84.8%	4.1%	1.0%	5.7%	4.4%
All Hispanic or Latino Students	42.3%	57.7%	84.4%	4.0%	1.1%	6.0%	4.5%
Preschool	2.3%	0.5%	80.7%	6.0%	1.1%	10.6%	1.7%
TK	1.0%	0.2%	79.9%	7.2%	2.3%	10.2%	0.4%
Kindergarten	4.7%	1.2%	78.6%	9.7%	2.0%	7.8%	1.9%
Grade 1	4.8%	1.3%	75.2%	11.2%	2.8%	8.3%	2.4%
Grade 2	5.0%	1.1%	72.8%	8.3%	3.9%	13.0%	2.0%
Grade 3	5.1%	1.2%	74.9%	8.2%	2.3%	10.6%	4.0%
Grade 4	5.3%	1.2%	77.5%	8.2%	2.6%	8.7%	3.0%
Grade 5	5.0%	1.3%	83.7%	7.3%	2.0%	4.2%	2.8%
Grade 6	6.0%	1.9%	84.0%	5.6%	1.6%	6.7%	2.1%
Grade 7	13.7%	16.7%	84.9%	3.3%	1.0%	6.9%	4.0%
Grade 8	12.3%	17.1%	89.3%	3.6%	0.2%	4.9%	2.1%
Grade 9	10.0%	17.4%	85.9%	2.4%	0.6%	4.4%	6.7%
Grade 10	8.7%	15.4%	81.2%	3.1%	1.4%	6.2%	8.0%
Grade 11	8.4%	12.9%	87.7%	2.0%	0.8%	4.5%	5.0%
Grade 12	7.7%	10.5%	88.3%	1.5%	0.7%	4.1%	5.5%

Note: Secondary students have duplicates due to multiple courses.

Student Connectivity Tool: Student Interaction and Student Follow-Up

Pacific Islander Students by Grade Level

	Student Interaction		Student Follow-Up				
	Interaction	No Interaction	No follow-up needed or follow-up unknown	Phone disconnected or unavailable	Translation follow-up	Technology follow-up	Counseling follow-up
All Students	42.6%	57.4%	84.8%	4.1%	1.0%	5.7%	4.4%
All Pacific Islander Students	44.6%	55.4%	86.5%	3.8%	1.7%	3.8%	4.1%
Preschool	3.2%	2.1%	70.0%	20.0%	0.0%	10.0%	0.0%
TK	0.3%	0.2%	100.0%	0.0%	0.0%	0.0%	0.0%
Kindergarten	3.7%	1.9%	52.4%	14.3%	14.3%	14.3%	4.8%
Grade 1	4.0%	1.2%	84.2%	10.5%	0.0%	5.3%	0.0%
Grade 2	2.6%	0.9%	69.2%	15.4%	7.7%	0.0%	7.7%
Grade 3	3.2%	1.2%	76.5%	17.7%	0.0%	5.9%	0.0%
Grade 4	3.2%	0.7%	85.7%	0.0%	0.0%	14.3%	0.0%
Grade 5	15.8%	6.7%	93.6%	3.9%	0.0%	1.3%	1.3%
Grade 6	6.0%	6.9%	92.2%	3.9%	2.0%	0.0%	2.0%
Grade 7	11.5%	17.8%	89.3%	2.7%	1.8%	3.6%	2.7%
Grade 8	7.5%	6.5%	92.3%	0.0%	1.9%	3.9%	1.9%
Grade 9	9.8%	13.7%	86.2%	1.1%	3.2%	1.1%	8.5%
Grade 10	5.5%	15.3%	85.0%	3.8%	1.3%	2.5%	7.5%
Grade 11	11.2%	13.0%	90.2%	1.1%	1.1%	4.4%	3.3%
Grade 12	12.6%	12.0%	85.0%	2.2%	0.0%	6.5%	6.5%

Note: Secondary students have duplicates due to multiple courses.

Student Connectivity Tool: Student Interaction and Student Follow-Up

White Students by Grade Level

	Student Interaction		Student Follow-Up				
	Interaction	No Interaction	No follow-up needed or follow-up unknown	Phone disconnected or unavailable	Translation follow-up	Technology follow-up	Counseling follow-up
All Students	42.6%	57.4%	84.8%	4.1%	1.0%	5.7%	4.4%
All White Students	43.0%	57.0%	87.6%	3.3%	0.8%	4.3%	4.0%
Preschool	1.1%	0.2%	91.8%	2.5%	0.0%	4.9%	0.8%
TK	0.9%	0.2%	84.1%	5.7%	2.3%	6.8%	1.1%
Kindergarten	4.6%	1.1%	85.4%	7.9%	0.0%	5.0%	1.8%
Grade 1	4.3%	1.0%	83.0%	6.9%	1.0%	7.7%	1.4%
Grade 2	5.1%	1.1%	82.8%	6.0%	0.6%	5.8%	4.8%
Grade 3	4.8%	0.9%	80.0%	5.9%	0.9%	8.9%	4.3%
Grade 4	4.9%	1.1%	82.4%	8.8%	1.5%	4.3%	3.0%
Grade 5	6.0%	2.2%	91.2%	4.3%	0.5%	1.5%	2.6%
Grade 6	7.9%	3.7%	93.1%	2.7%	0.3%	3.0%	0.9%
Grade 7	12.0%	14.2%	89.4%	1.9%	1.3%	3.9%	3.4%
Grade 8	12.5%	17.0%	90.4%	3.7%	0.0%	4.5%	1.3%
Grade 9	11.6%	18.8%	88.3%	2.3%	0.7%	3.4%	5.4%
Grade 10	10.2%	15.0%	81.2%	4.4%	1.5%	4.3%	8.6%
Grade 11	8.1%	12.8%	87.9%	1.7%	0.8%	5.0%	4.6%
Grade 12	6.1%	10.7%	90.3%	0.8%	0.8%	4.0%	4.0%

Note: Secondary students have duplicates due to multiple courses.

Student Connectivity Tool: Student Interaction and Student Follow-Up

Two or More Races Students by Grade Level

	Student Interaction		Student Follow-Up				
	Interaction	No Interaction	No follow-up needed or follow-up unknown	Phone disconnected or unavailable	Translation follow-up	Technology follow-up	Counseling follow-up
All Students	42.6%	57.4%	84.8%	4.1%	1.0%	5.7%	4.4%
All Two or More Races Students	44.4%	55.6%	86.1%	4.6%	0.6%	5.0%	3.7%
Preschool	3.1%	0.5%	88.8%	7.9%	0.0%	3.4%	0.0%
TK	1.5%	0.6%	77.4%	5.7%	0.0%	15.1%	1.9%
Kindergarten	6.8%	1.9%	79.9%	10.3%	0.5%	6.1%	3.3%
Grade 1	6.3%	1.5%	76.7%	11.4%	1.0%	8.3%	2.6%
Grade 2	6.2%	1.5%	80.8%	7.3%	0.0%	9.3%	2.6%
Grade 3	5.6%	1.6%	77.3%	9.7%	0.6%	8.5%	4.0%
Grade 4	4.8%	1.6%	80.1%	9.9%	2.5%	3.1%	4.4%
Grade 5	5.6%	1.4%	87.4%	6.0%	0.0%	3.6%	3.0%
Grade 6	6.0%	2.3%	87.7%	4.9%	0.5%	4.9%	2.0%
Grade 7	13.7%	17.1%	86.5%	3.7%	1.0%	5.1%	3.8%
Grade 8	11.5%	19.2%	88.7%	4.8%	0.0%	5.4%	1.2%
Grade 9	10.4%	19.4%	88.4%	3.0%	0.5%	2.5%	5.6%
Grade 10	7.0%	12.7%	84.3%	2.8%	0.6%	6.1%	6.3%
Grade 11	5.8%	9.6%	89.9%	0.7%	1.5%	3.9%	4.1%
Grade 12	5.7%	9.0%	90.2%	2.6%	0.0%	3.3%	3.9%

Note: Secondary students have duplicates due to multiple courses.

Student Connectivity Tool: Student Interaction and Student Follow-Up

English Learner Students by Grade Level

	Student Interaction		Student Follow-Up				
	Interaction	No Interaction	No follow-up needed or follow-up unknown	Phone disconnected or unavailable	Translation follow-up	Technology follow-up	Counseling follow-up
All Students	42.6%	57.4%	84.8%	4.1%	1.0%	5.7%	4.4%
All English Learner Students	44.1%	55.9%	80.0%	5.1%	2.8%	7.5%	4.7%
Preschool	N/A	N/A	N/A	N/A	N/A	N/A	N/A
TK	1.7%	0.5%	78.0%	6.5%	6.5%	8.6%	0.3%
Kindergarten	7.0%	1.9%	74.3%	9.2%	4.6%	10.2%	1.7%
Grade 1	7.8%	2.4%	73.0%	10.5%	6.2%	8.5%	1.9%
Grade 2	7.4%	1.9%	67.7%	7.2%	8.2%	14.4%	2.5%
Grade 3	6.1%	1.7%	69.8%	7.4%	6.2%	13.0%	3.7%
Grade 4	5.5%	1.9%	69.1%	11.9%	5.6%	10.4%	3.0%
Grade 5	6.5%	1.7%	78.8%	8.4%	4.0%	6.0%	2.9%
Grade 6	5.8%	2.1%	79.0%	8.0%	3.9%	7.5%	1.6%
Grade 7	14.0%	18.4%	81.9%	3.8%	1.5%	8.7%	4.2%
Grade 8	10.8%	15.5%	86.6%	4.4%	1.1%	4.7%	3.3%
Grade 9	8.6%	17.2%	81.9%	2.8%	1.1%	5.8%	8.4%
Grade 10	6.8%	14.5%	77.9%	3.7%	2.9%	8.1%	7.4%
Grade 11	6.0%	11.6%	83.9%	3.6%	1.8%	5.4%	5.3%
Grade 12	6.0%	8.6%	84.6%	2.9%	2.0%	4.8%	5.7%

Note: Secondary students have duplicates due to multiple courses.

Student Connectivity Tool: Student Interaction and Student Follow-Up

Foster Students by Grade Level

	Student Interaction		Student Follow-Up				
	Interaction	No Interaction	No follow-up needed or follow-up unknown	Phone disconnected or unavailable	Translation follow-up	Technology follow-up	Counseling follow-up
All Students	42.6%	57.4%	84.8%	4.1%	1.0%	5.7%	4.4%
All Foster Students	47.5%	52.5%	79.6%	6.1%	1.1%	6.3%	7.0%
Preschool	0.5%	0.3%	75.0%	12.5%	0.0%	12.5%	0.0%
TK	1.1%	0.2%	83.3%	0.0%	8.3%	8.3%	0.0%
Kindergarten	3.5%	2.2%	65.5%	14.6%	5.5%	10.9%	3.6%
Grade 1	4.2%	2.7%	74.6%	17.9%	0.0%	4.5%	3.0%
Grade 2	5.2%	2.7%	71.4%	19.5%	1.3%	7.8%	0.0%
Grade 3	4.7%	2.7%	69.4%	13.9%	0.0%	6.9%	9.7%
Grade 4	6.0%	1.8%	68.4%	13.2%	0.0%	13.2%	5.3%
Grade 5	4.7%	1.6%	79.0%	9.7%	1.6%	4.8%	4.8%
Grade 6	3.2%	1.5%	72.1%	11.6%	0.0%	9.3%	7.0%
Grade 7	15.6%	16.6%	83.3%	2.9%	0.0%	7.5%	6.2%
Grade 8	15.1%	17.2%	86.3%	7.3%	0.0%	5.1%	1.3%
Grade 9	13.3%	16.9%	78.8%	3.0%	1.7%	5.7%	10.8%
Grade 10	11.1%	13.4%	81.2%	3.8%	2.5%	3.8%	8.8%
Grade 11	7.2%	12.7%	78.5%	0.5%	2.0%	7.0%	12.0%
Grade 12	4.7%	7.5%	83.3%	0.8%	0.0%	3.3%	12.5%

Note: Secondary students have duplicates due to multiple courses.

Student Connectivity Tool: Student Interaction and Student Follow-Up

Homeless Students by Grade Level

	Student Interaction		Student Follow-Up				
	Interaction	No Interaction	No follow-up needed or follow-up unknown	Phone disconnected or unavailable	Translation follow-up	Technology follow-up	Counseling follow-up
All Students	42.6%	57.4%	84.8%	4.1%	1.0%	5.7%	4.4%
All Homeless Students	31.5%	68.5%	76.0%	9.3%	1.4%	7.8%	5.6%
Preschool	1.3%	0.3%	50.0%	20.0%	0.0%	30.0%	0.0%
TK	1.0%	0.2%	85.7%	14.3%	0.0%	0.0%	0.0%
Kindergarten	5.0%	1.8%	64.4%	24.4%	4.4%	4.4%	2.2%
Grade 1	3.8%	2.6%	56.3%	29.2%	0.0%	6.3%	8.3%
Grade 2	5.7%	2.2%	58.2%	20.0%	1.8%	20.0%	0.0%
Grade 3	4.6%	2.5%	65.4%	15.4%	1.9%	17.3%	0.0%
Grade 4	5.0%	2.6%	63.6%	20.0%	3.6%	5.5%	7.3%
Grade 5	5.2%	2.7%	58.2%	21.8%	1.8%	12.7%	5.5%
Grade 6	5.0%	2.9%	72.9%	13.6%	1.7%	10.2%	1.7%
Grade 7	15.7%	19.7%	79.7%	5.3%	0.3%	9.3%	5.3%
Grade 8	13.8%	19.2%	83.8%	7.8%	0.4%	4.9%	3.2%
Grade 9	9.4%	13.6%	76.2%	9.4%	0.5%	4.5%	9.4%
Grade 10	4.6%	8.1%	74.6%	6.1%	3.5%	7.0%	8.8%
Grade 11	7.1%	10.2%	78.7%	4.7%	2.0%	10.0%	4.7%
Grade 12	12.8%	11.5%	83.1%	1.5%	2.1%	4.6%	8.7%

Note: Secondary students have duplicates due to multiple courses.

Student Connectivity Tool: Student Interaction and Student Follow-Up

Socioeconomically Disadvantaged (SED) Students by Grade Level

	Student Interaction		Student Follow-Up				
	Interaction	No Interaction	No follow-up needed or follow-up unknown	Phone disconnected or unavailable	Translation follow-up	Technology follow-up	Counseling follow-up
All Students	42.6%	57.4%	84.8%	4.1%	1.0%	5.7%	4.4%
All SED Students	41.6%	58.4%	84.0%	4.4%	1.1%	6.0%	4.5%
Preschool	1.6%	0.4%	78.1%	8.5%	1.2%	10.5%	1.7%
TK	1.0%	0.3%	80.3%	7.4%	2.7%	9.2%	0.5%
Kindergarten	4.8%	1.4%	76.5%	11.2%	1.7%	8.5%	2.1%
Grade 1	5.0%	1.4%	75.1%	11.9%	2.4%	8.3%	2.2%
Grade 2	5.2%	1.3%	72.5%	9.4%	3.3%	12.5%	2.3%
Grade 3	5.2%	1.3%	74.2%	8.8%	2.2%	10.8%	4.0%
Grade 4	5.4%	1.4%	75.9%	10.0%	2.4%	8.5%	3.3%
Grade 5	5.0%	1.4%	82.5%	8.2%	1.9%	4.3%	3.1%
Grade 6	5.9%	1.9%	83.4%	6.2%	1.6%	6.7%	2.1%
Grade 7	13.8%	16.9%	84.3%	3.6%	1.0%	7.0%	4.1%
Grade 8	12.2%	17.0%	88.8%	4.0%	0.2%	5.0%	2.1%
Grade 9	10.4%	17.4%	85.9%	2.6%	0.6%	4.3%	6.5%
Grade 10	8.8%	15.3%	81.6%	3.3%	1.4%	6.0%	7.7%
Grade 11	8.0%	12.3%	87.6%	2.1%	0.8%	4.5%	5.0%
Grade 12	7.7%	10.2%	88.3%	1.7%	0.6%	4.1%	5.4%

Note: Secondary students have duplicates due to multiple courses.

Student Connectivity Tool: Student Interaction and Student Follow-Up

Students with Disabilities by Grade Level

	Student Interaction		Student Follow-Up				
	Interaction	No Interaction	No follow-up needed or follow-up unknown	Phone disconnected or unavailable	Translation follow-up	Technology follow-up	Counseling follow-up
All Students	42.6%	57.4%	84.8%	4.1%	1.0%	5.7%	4.4%
All Students with Disabilities	46.9%	53.1%	79.9%	5.7%	2.0%	7.1%	5.3%
Preschool	2.4%	0.6%	85.9%	6.9%	1.3%	5.3%	0.7%
TK	0.9%	0.2%	85.3%	4.1%	0.8%	9.0%	0.8%
Kindergarten	4.0%	1.3%	77.9%	11.4%	1.6%	7.1%	2.0%
Grade 1	4.1%	1.2%	76.0%	8.6%	2.7%	9.7%	3.1%
Grade 2	4.4%	1.4%	73.9%	8.0%	2.8%	13.0%	2.3%
Grade 3	4.9%	1.5%	75.6%	8.5%	2.7%	9.2%	4.0%
Grade 4	5.2%	1.7%	74.1%	11.5%	2.6%	8.5%	3.3%
Grade 5	5.3%	1.6%	81.0%	8.5%	1.8%	4.6%	4.1%
Grade 6	5.2%	1.9%	76.9%	8.7%	2.0%	9.5%	3.0%
Grade 7	15.3%	18.8%	80.6%	5.0%	1.1%	7.8%	5.5%
Grade 8	12.1%	16.3%	84.2%	6.0%	0.9%	5.1%	3.8%
Grade 9	10.8%	17.8%	80.6%	4.5%	2.1%	5.2%	7.6%
Grade 10	9.7%	13.7%	76.4%	4.3%	3.0%	8.0%	8.4%
Grade 11	7.5%	12.2%	80.8%	4.2%	3.1%	7.3%	4.7%
Grade 12	8.3%	9.7%	81.5%	3.2%	2.5%	6.5%	6.3%

Note: Secondary students have duplicates due to multiple courses.

Fresno Unified School District
Board Communication

BC Number EA-2

From the Office of the Superintendent
To the Members of the Board of Education
Prepared by: Deanna Mathies, Executive Director
Cabinet Approval:

Date: May 22, 2020

Phone Number: 457-3416

Regarding: Early Learning Enrollment

The purpose of this communication is to provide the Board actions taken to serve our community in enrolling Fresno Unified youngest learners during the shelter in place governance.

On March 13, 2020, the process map in place for the 2020/21 enrollment season was shifted to supporting families using a virtual platform and providing services over the phone. All 300 scheduled in person appointments for the first 2 weeks of April were moved to phone and virtual appointments. The paper version of the enrollment packet was converted to an online fillable form. Detailed video tutorials and directions in English and Spanish were developed for parents to guide them through the remote application process.

In addition, every family has an assigned staff member to support them from the beginning of the enrollment process until the child is enrolled. An appointment reminder phone call is made to every family. Parents are encouraged to visit the [Early Learning Website](#) prior to their appointment and fill out as many forms as possible. Supporting documents can be emailed or mailed.

As of May 12, 2020, there have been 447 families provisionally enrolled in preschool for the 2020/21 school year.

Approved by Superintendent
Robert G. Nelson Ed.D.



Date: 05/22/2020

Fresno Unified School District
Board Communication

BC Number EA-3

From the Office of the Superintendent
To the Members of the Board of Education
Prepared by: Deanna Mathies, Executive Officer, Early Learning
Brian Beck, Assistant Superintendent, Special Ed
Cabinet Approval:

Date: May 22, 2019

Phone Number: 457-3687

Regarding: Inclusive Early Education and Expansion Program

The purpose of this communication is to provide the Board information regarding a Proposed Award Amount from the California Department of Education, Early Learning and Care Division for the Inclusive Early Education and Expansion Program (IEEEP) Grant. Submission for this grant was a multi-department collaboration between Early Learning, Special Education, Grants, and Facilities to target the following areas– Adaptive Equipment, Facilities, and Professional Development with a goal to increase access to inclusive early learning programs for young children (birth – 5 years old) with disabilities, including children with severe disabilities.

The IEEEP will assist in addressing the areas of need identified in the report from the Council of Great City Schools (CGCS) and present opportunities for improvement including expanding inclusive settings for preschoolers and Least Restrictive Environments for children in Special Day Class's and enhancing the transition of infants/toddlers into school-based settings. (CGCS pages 84 – 85)

The goal of this grant is to increase meaningful access to inclusive settings for all children by providing individualized and appropriate supports with a focus on building capacity within FUSD departments to become a more collaborative and inclusive organization.

The table below outlines the proposed increase in both inclusive preschool sites and the number of placements for three and four-year-olds identified with special needs beginning with the upcoming school year:

School Year	Inclusive Preschool Sites	Number of Placements for Children with Special Needs
2020/21	11	75
2021/22	16	125
2022/23	24	205
2023/24	28	225


Approved by Superintendent
Robert G. Nelson Ed.D.



Date: 05/22/2020

Fresno Unified School District
Board Communication

BC Number OS-1

From the Office of the Superintendent
To the Members of the Board of Education
Prepared by: Karin Temple, Chief Operating Officer
Cabinet Approval: 

Date: May 22, 2020

Phone Number: 457-3134

Regarding: Summer Meals Program

The purpose of this communication is to provide the Board information regarding the district's plan to provide nutritious meals to students and community at 22 schools during the summer break period. Some current meal distribution sites will be closed, and others opened, to accommodate planned summer maintenance and facilities projects. The priority continues to be safety for our employees providing this service and for those accessing the meals, while meeting this essential need.


Summer meal sites and details are provided below:

Elementary Schools	Middle Schools	High Schools
Addams	Fort Miller	Bullard
Birney	Hamilton	Duncan
Columbia	Kings Canyon	Edison
Ewing	Sequoia	Hoover
Figarden	Tehipite	Sunnyside
Lane	Terronez	
Lincoln	Tioga	
Slater	Wawona	
	Yosemite	

- Summer meals program starts June 8
 - Meals for two days will be provided on May 22 to cover for the May 25 district holiday
 - Current meal program ends June 4, the last day of school
 - Meals for two days will be provided on June 4 to cover for June 5 (no meal distribution)
 - Meals for two days will be provided on July 2 to cover for the July 3 district holiday
 - Planned to continue through August 14, based on August 17 scheduled school opening
- Summer meals will be served 8:00-9:30 a.m.
- Breakfast and lunch will be provided at the same time

The summer meals program is intended to serve children 1-18; however, in recognition of the impact of the COVID-19 crisis on our community, meals will continue to be provided to adults upon request. The unreimbursed cost for adult meals is estimated at \$3.4 million from March 16 through August 14. Staff have been in contact with the City of Fresno to request its support of the cost of adult meals.


If you have further questions or require additional information, please contact Karin Temple at 457-3134.

Approved by Superintendent
Robert G. Nelson Ed.D. 

Date: 05/22/2020

Fresno Unified School District
Board Communication

BC Number OS-2

From the Office of the Superintendent
To the Members of the Board of Education
Prepared by: Karin Temple, Chief Operating Officer
Cabinet Approval: 

Date: May 22, 2020

Phone Number: 457-3134

Regarding: Citizens' Bond Oversight Committee – May 21, 2020 Meeting Materials

The purpose of this communication is to provide the Board reports and information that would have been presented at the May 21, 2020 Citizens' Bond Oversight Committee (CBOC) meeting, which was cancelled due to current conditions. These meeting materials were mailed to CBOC members and are posted on the district's website:

- February 20, 2020 Meeting Draft Minutes
- Projects Update Presentation
- Project/Expenditure Reports for Measure Q and Measure X
- Quarterly Report of Agreed-Upon Procedures for Measure X (Measure Q was completely expended during the previous quarter)
- May 1, 2020 Board Communication: Facility Improvement Projects Update
- May 6, 2020 Board Meeting, Agenda Item A-5: Adopt Resolution 19-39, to Certify Measure M Bond Election and Designate Existing Citizens' Bond Oversight Committee to Act as Such for Measure M

Action items from the May 21 meeting will be on the agenda for the August 20, 2020 CBOC meeting, assuming it takes place. The May meeting traditionally includes a tour of bond-funded projects around the district, and we hope to do that in August if possible.

If you have further questions or require additional information, please contact Karin Temple at 457-3134.

Approved by Superintendent
Robert G. Nelson Ed.D.



Date: 05/22/2020



Preparing Career Ready Graduates

BOARD OF EDUCATION

Keshia Thomas, President
Valerie F. Davis, Clerk
Claudia Cazares
Genoveva Islas
Elizabeth Jonasson Rosas
Carol Mills, J.D.
Major Terry Slatc USMC (Retired)

SUPERINTENDENT

Robert G. Nelson, Ed.D.

May 20, 2020

Members of the Citizens' Bond Oversight Committee,

As I communicated in a May 14 email, due to current conditions the May 21, 2020 CBOC meeting is cancelled. Materials that would have been presented at the meeting are enclosed for your review:

- February 20, 2020 Meeting Draft Minutes
- Projects Update Presentation
- Project/Expenditure Reports for Measure Q and Measure X
- Quarterly Report of Agreed-Upon Procedures for Measure X (Measure Q was completely expended during the previous quarter)
- May 1, 2020 Board Communication: Facility Improvement Projects Update
- May 6, 2020 Board Meeting Agenda Item A-5: Adopt Resolution 19-39, to Certify Measure M Bond Election and Designate Existing Citizens' Bond Oversight Committee to Act as Such for Measure M

Action items from the May 21 meeting will be on the agenda for the August 20, 2020 meeting, assuming it takes place. The May meeting traditionally includes a tour of bond-funded projects around the district, and we plan to do that in August as it provides an opportunity for CBOC members to see projects underway and recently completed.

Please call me or email me at karin.temple@fresnounified.org with questions or for more information.

Thank you for your service to Fresno Unified School District,

Karin S. Temple
Chief Operating Officer

Facilities Management and Planning, Food Services, Maintenance and Operations, Purchasing and Warehouse, Safety and Security, Transportation Services

Fresno Unified School District
559-457-3134
4600 N Brawley, Fresno CA, 93722

DRAFT MEETING MINUTES

FRESNO UNIFIED SCHOOL DISTRICT CITIZENS' BOND OVERSIGHT COMMITTEE

February 20, 2020

The purpose of the citizens' oversight committee shall be to inform the public concerning the expenditure of bond revenues. (California Education Code)

Citizens' Bond Oversight Committee (CBOC), Fresno Unified School District, Service Center, 4600 N. Brawley, Fresno CA 93720, Huntington Conference Room

Attendance

At a regular meeting of the CBOC held on February 20, 2020 present were CBOC members Brian Andritch, Venancio Gaona, Michael Kelly, Michael Lopez, Dominic Papagni and Barbara Steck (Chair).

Not present were CBOC members Inez Hill, Clint Horwitz, Mike Karbassi (since resigned), Arthur Koster, Jose Mejia, Jim Nau and Bruce O'Neal.

Also present were Fresno Unified staff Alex Belanger, Mitch Gaasch, Kaleb Neufeld, Ruth Perez, Robert Quiroz and Karin Temple; and Jeff Jenson, Crowe, LLP.

1. CALL MEETING TO ORDER

Chair Steck convened the meeting at 12:00 p.m.

2. INTRODUCTIONS / RECOGNITIONS / CHAIR'S REPORT

3. APPROVE DRAFT MEETING MINUTES FOR November 21, 2019

Approved unanimously

4. DISCUSS PROJECT UPDATES (Presentation Handout)

- Cafeteria Air Conditioning
- School Grounds Improvements
- School Marquees
- Gyms, Locker Rooms and Weight Rooms
- Edison – Auxiliary Gym (proposed)
- Ericson – Early Learning and Grades 1-6 Classrooms
- Fresno High – CTE Building (proposed)
- Juan Felipe Herrera Elementary School (proposed)
- McLane – Library Modernization (proposed)
- McLane – Pool Complex
- McLane – Baseball and Softball
- McLane Stadium – Artificial Turf
- Phoenix Secondary Academy – Master-Planned Modular Campus
- Roosevelt – Baseball Field
- Roosevelt – Cafeteria Modernization (proposed)
- Slater – New Classrooms and Modernized Admin Building

- Ventura and 10th – Proposed eLearn, Independent Study, CTE, Alt Ed Campus
- Wawona K-8 – Facilities for K-6 Dual Language Immersion Program
- Confidential Spaces for Student Support Services

5. REVIEW AND ACCEPT PROJECT/EXPENDITURE REPORTS dated February 20, 2020

Measure Q

- Total Measure Q obligated to date: \$256.5 M
- Total value of Measure Q projects to date (including state funding): \$328.4 M
- Increase in total impact to Measure Q since last report: \$5.8 M

Measure X

- Total Measure X obligated to date: \$104.5 M
- Total value of Measure X projects to date (including state funding): \$104.5 M
- Increase in total impact to Measure X since last report: \$2.3 M

Accepted unanimously

6. REVIEW AND ACCEPT QUARTERLY REPORT OF INDEPENDENT ACCOUNTANTS FOR MEASURE Q for the period October 1 – December 31, 2019

Selected a sample of 25 expenditures totaling \$608,501. The sample was selected to provide a representation across all construction projects, vendors and expenditure amounts. The sample represented approximately 6% of the total number of expenditures and 66% of the total expenditure value. Obtained purchase orders and invoices for each of the 25 expenditures; verified that the expenditures properly charged to the location indicated, were properly coded as to the nature of the expenditure and were made for the acquisition and construction of school facilities, including the furnishing and equipping of school facilities, and the funds were not spent for administrative salaries.

REVIEW AND ACCEPT QUARTERLY REPORT OF INDEPENDENT ACCOUNTANTS FOR MEASURE X for the period October 1 – December 31, 2019

Selected a sample of 25 expenditures totaling \$5,414,559. The sample was selected to provide a representation across all construction projects, vendors and expenditure amounts. The sample represented approximately .7% of the total number of expenditures and 41% of the total expenditure value. Obtained purchase orders and invoices for each of the 25 expenditures; verified that the expenditures properly charged to the location indicated, were properly coded as to the nature of the expenditure and were made for the acquisition and construction of school facilities, including the furnishing and equipping of school facilities, and the funds were not spent for administrative salaries.

Accepted unanimously

7. DISCUSS BOND MEASURE M UPDATE (March 3, 2020 Ballot)

Staff provided educational/informational material regarding the Measure M school facilities bond.

8. PUBLIC COMMENT

None

9. ADJORN

Next meeting May 21, 2020 at noon (lunch served at 11:45am) at the Brawley Service Center.



Citizens' Bond Oversight Committee: Projects Update

May 21, 2020 Meeting – cancelled due to COVID-19

2

Site/Infrastructure Improvements and Deferred Maintenance

- Safety and Security Improvements
- Play Equipment
- HVAC/Water/Electrical System Upgrades



Safety and Security – Fencing



Play Equipment



HVAC/Water/Electrical System Upgrades



6

Major Construction and Modernization Projects

- Ericson Elementary – New Classrooms
- Fresno High – CTE Building
- McLane High – Library Modernization
- McLane High – Pool Complex
- New Phoenix Secondary Academy Campus
- Rata High – Exterior Features
- Roosevelt High – Cafeteria Modernization
- Softball and Baseball Scoreboards



Ericson Elementary – New Classrooms



- Project includes five-classroom early learning facility, renovation of two existing classrooms, interim housing, and site infrastructure
- Replacing aging portables
- Ericson among lowest scoring sites on facility condition assessment
- Phase 1 targeted for completion Spring 2021 and Phase 2 Summer 2022

Fresno High – CTE Building

- Replacing facility built in 1951 with a 18,000 square foot building to house career technical education programs in HVAC, Construction Trades, and Engineering/Construction Management
- Partially funded by a State CTE grant
- Targeted completion August 2021





McLane High – Library Modernization

- Interior demo underway for modernization of facility built in 1957
- Renovation will provide presentation and project-based learning spaces, computer classrooms, and Career Center
- Flexible seating and finishes designed for a comfortable student union atmosphere
- Targeted completion Spring 2021



McLane High – Pool Complex




- Project to replace the pool built in 1957 is substantially complete
- Competition pool has shallow end to accommodate community use
- Coach's office/concession building, swim locker rooms, shaded bleachers

New Phoenix Secondary Academy Campus



- Alternative education school for 180 students
- Master-planned modular campus built on District-owned 5-acre property on Church east of Peach
- Campus has 17 classrooms including CTE and labs, cafeteria, administration building, interior quad, and sports field
- Project substantially complete



Rata High – Exterior Features



- Swings and surface designed for access by students with disabilities
- Walking paths and outdoor covered waiting areas for bus/car drop-off/pick-up
- Concepts developed as part of the modernization and new construction project competed in 2018/19 school year

Roosevelt High – Cafeteria Modernization

- Demo underway for complete modernization of 13,000 square foot facility built in 1947
- Reconfiguration of serving areas
- New kitchen equipment
- Meeting/community room
- Restrooms
- New heating and air conditioning
- Exterior hardscape and seating walls for student gathering areas
- Targeted completion Fall 2020




Softball and Baseball Scoreboards



Completion of the
softball and
baseball facility
renovation
projects at
<<< McLane
and
Roosevelt >>>

*softball scoreboards
are 8 innings and
baseball scoreboards
are 10 innings





DRAFT

Measure Q

May 2020 Financial Summary

Measure Q approved November 2, 2010
for \$280 million dollars.

	Measure Q Obligations to date	Leveraged Federal Funding	Leveraged State Funding	Total Project Obligations
(D) - PROJECTS PLANNED OR IN DESIGN	\$ 1,501,024	\$ -	\$ -	\$ 1,501,024
(I)- PROJECTS IN CONSTRUCTION	\$ 8,595,745	\$ -	\$ 182,955	\$ 8,778,700
(C)- COMPLETED PROJECTS	\$ 242,263,824	\$ 4,979,747	\$ 72,038,942	\$ 319,282,513
TOTAL	\$ 252,360,593	\$ 4,979,747	\$ 72,221,897	\$ 329,562,237
Total Impact to Measure Q (May 2020)	\$ 252,360,593			

MEASURE Q PROJECT/EXPENDITURE REPORT

Presented to Citizens' Bond Oversight Committee

as of May 2020

Status
P = Planned
D = In Design
I = In Construction
C = Complete



DRAFT

School	Specific Work	Status	Estimated/Final Bond Cost	Total Project Obligation	Federal Funding	State Funding*
Addams	New classrooms - design	D	74,250	74,250		
Addams	Technology infrastructure upgrades	C	7,887	65,126	57,238	
Addams	Marquee	C	20,382	20,382		
Addams	Portable relocation	C	602,715	602,715		
Addicott	Modernization	C	3,697,232	3,697,232		application submitted
Addicott	Technology infrastructure upgrades	C	7,887	65,126	57,238	
Adult Education	Exterior painting	C	62,698	62,698		
Adult Transitions Program	Safety and classroom enhancements	C	733,765	733,765		
Adult Transitions Program	Modernization	C	7,046,057	7,046,057		
Ahwahnee	Accessibility improvements	C	27,823	27,823		
Ahwahnee	Flooring	C	29,417	29,417		
Ahwahnee	Restroom upgrades	C	8,634	8,634		
Ahwahnee	Technology infrastructure upgrades	C	7,887	65,126	57,238	
Ahwahnee	Energy conservation lighting retrofit	C	42,677	42,677		
Ahwahnee	Shade structure	C	85,241	85,241		
Ahwahnee	Lockers - gym	C	227,474	227,474		
Ahwahnee	Interior lighting upgrade to LED campus wide	C	298,387	298,387		
Ahwahnee	Gym bleacher replacement	D	240,000	79,877		
Anthony	Technology infrastructure upgrades	C	7,887	65,126	57,238	
Anthony	Marquee	C	25,198	25,198		
Anthony	Electrical upgrades	C	12,704	12,704		
Anthony	Safety/security - replace PA system	C	16,089	16,089		
Ayer	Technology infrastructure upgrades	C	7,887	65,126	57,238	
Ayer	Marquee	C	20,818	20,818		
Aynesworth	New classroom building	C	832,361	3,116,324		2,283,963
Aynesworth	Technology infrastructure upgrades	C	7,887	65,126	57,238	
Aynesworth	Energy conservation lighting retrofit	C	4,776	4,776		
Aynesworth	Exterior painting	C	81,517	81,517		
Baird	New gym	C	6,518,277	8,175,638		1,657,361
Baird	Paving rehabilitation	C	24,274	24,274		
Baird	New classroom building	C	3,736,459	3,736,459		
Baird	HVAC - heat pump	C	14,106	14,106		
Bakman	Technology infrastructure upgrades	C	7,887	65,126	57,238	
Balderas	Technology infrastructure upgrades	C	7,887	65,126	57,238	
Balderas	Marquee	C	22,097	22,097		
Balderas	Flooring	D	225,000	0		
Balderas	Safety/security - lock upgrades	D	60,000	45,174		
Bethune	Technology infrastructure upgrades	C	7,887	65,126	57,238	
Bethune	Playground equipment	C	151,048	151,048		
Birney	Technology infrastructure upgrades	C	7,887	65,126	57,238	
Birney	HVAC - chiller and pump replacement	C	132,139	132,139		
Birney	Safety/security - replace PA system	D	60,000	6,600		
Bullard	Site improvements	C	1,412,821	1,412,821		
Bullard	Site Masterplan	C	165,224	165,224		

MEASURE Q PROJECT/EXPENDITURE REPORT

Presented to Citizens' Bond Oversight Committee
as of May 2020

Status
P = Planned
D = In Design
I = In Construction
C = Complete



DRAFT

School	Specific Work	Status	Estimated/Final Bond Cost	Total Project Obligation	Federal Funding	State Funding*
Bullard	New classrooms and Admin/Library, quad expansion	C	43,091,374	43,091,374		
Bullard	Safety improvements to Palm frontage and turn lane	C	367,084	367,084		
Bullard	Utility system upgrades	C	186,985	186,985		
Bullard TALENT	Shade structure	C	234,729	234,729		
Bullard TALENT	Paving rehabilitation	I	40,000	6,360		
Burroughs	Flooring	C	63,154	63,154		
Burroughs	Restroom upgrades	C	9,418	9,418		
Burroughs	Technology infrastructure upgrades	C	7,887	65,126	57,238	
Burroughs	HVAC - heat pump replacement	C	25,027	25,027		
Calwa	Technology infrastructure upgrades	C	7,887	65,126	57,238	
Calwa	Playground equipment	C	76,292	76,292		
Calwa	Marquee	C	17,897	17,897		
Cambridge	Flooring	C	15,973	15,973		
Cambridge	Technology infrastructure upgrades	C	7,887	65,126	57,238	
Cambridge	Exterior painting	C	51,431	51,431		
Carver	Technology infrastructure upgrades	C	7,887	65,126	57,238	
Centennial	New classroom building	C	1,433,386	3,197,708		1,764,322
Centennial	Technology infrastructure upgrades	C	7,887	65,126	57,238	
Centennial	Playground equipment	C	75,389	75,389		
Centennial	Exterior painting	C	77,807	77,807		
Centennial	Safety and security improvements	C	16,945	16,945		
Centennial	Safety/security - replace PA system	D	60,000	6,600		
Columbia	Technology infrastructure upgrades	C	7,887	65,126	57,238	
Columbia	HVAC - heat pump replacement	C	48,835	48,835		
Columbia	Playground equipment	C	94,264	94,264		
Computech	Accessibility improvements	C	115,018	115,018		
Computech	Lockers - gym	C	160,463	160,463		
Computech	Technology infrastructure upgrades	C	7,887	65,126	57,238	
Computech	Energy conservation lighting retrofit	C	10,505	10,505		
Computech	Site improvements	C	8,589	8,589		
Computech	Gym floor renovation	C	32,147	32,147		
Computech	Quad improvements	C	21,371	21,371		
Computech	HVAC - chiller and pump replacement	C	198,561	198,561		
Computech	Gym bleacher replacement	D	200,000	70,019		
Computech	Safety/security - replace PA system	D	60,000	6,600		
Cooper	Restroom upgrades	C	6,784	6,784		
Cooper	Technology infrastructure upgrades	C	7,887	65,126	57,238	
Cooper	Energy conservation lighting retrofit	C	15,545	15,545		
Cooper	Amphitheater	C	118,901	118,901		
Cooper	HVAC - boiler replacement in gym locker rooms	C	140,946	140,946		
Cooper	Signage	C	8,791	8,791		
Cooper	Exterior painting	C	138,614	138,614		
Cooper	Gym bleacher replacement	D	200,000	70,525		

MEASURE Q PROJECT/EXPENDITURE REPORT

Presented to Citizens' Bond Oversight Committee

as of May 2020

Status

P = Planned

D = In Design

I = In Construction

C = Complete



DRAFT

School	Specific Work	Status	Estimated/Final Bond Cost	Total Project Obligation	Federal Funding	State Funding*
Cooper	Facility infrastructure improvements - electrical system upgrade	I	830,000	303,842		
Cooper	Safety/security - replace PA system	D	60,000	6,600		
Dailey	Technology infrastructure upgrades	C	7,887	65,126	57,238	
Del Mar	Technology infrastructure upgrades	C	7,887	65,126	57,238	
Del Mar	Playground equipment	C	74,427	74,427		
Del Mar	Safety/security - replace PA system	C	13,565	13,565		
Design Science	Technology infrastructure upgrades	C	7,887	65,126	57,238	
Design Science	Additional capacity to support program needs	C	1,771,736	1,771,736		
DeWolf	Technology infrastructure upgrades	C	7,887	65,126	57,238	
Duncan Polytechnical	New CTE classrooms - heavy truck - transportation pathway	C	4,193,740	8,241,141		4,047,401
Duncan Polytechnical	Modernization - CTE program - 4 bay bldg. - manufacturing pathway	C	3,085,004	4,191,791		1,106,787
Duncan Polytechnical	Technology infrastructure upgrades	C	7,887	65,126	57,238	
Duncan Polytechnical	Energy conservation lighting retrofit	C	25,819	25,819		
Duncan Polytechnical	Lab/classroom enhancements - CTE program	C	253,951	253,951		
Duncan Polytechnical	HVAC - Multi-purpose room, and classrooms	C	691,335	691,335		
Duncan Polytechnical	HVAC - Gym and weight room	C	385,799	385,799		
Duncan Polytechnical	Reroof gym	D	350,000	1,205		
Duncan Polytechnical	Lockers - gym	C	199,622	199,622		
Duncan Polytechnical	Safety/security - replace PA system	D	60,000	6,600		
Easterby	New classroom building	C	2,160,262	4,827,792		2,667,530
Easterby	Technology infrastructure upgrades	C	7,887	65,126	57,238	
Easterby	HVAC - boiler replacement	C	102,223	102,223		
Easterby	Playground equipment	C	71,747	71,747		
Easterby	Marquee	C	23,278	23,278		
Eaton	Technology infrastructure upgrades	C	7,887	65,126	57,238	
Eaton	Energy conservation lighting retrofit	C	3,456	3,456		
Ed Center	Energy conservation lighting retrofit	C	28,930	28,930		
Ed Center	Recoat roof	C	3,794	3,794		
Edison	Site masterplan	C	110,923	110,923		
Edison	New concrete tennis courts	C	2,148,831	2,148,831		
Edison	Classroom enhancements	C	8,585	8,585		
Edison	Paving rehabilitation	D	90,000	10,929		
Edison	Painting - gym interior and floor logo	C	17,000	17,000		
Edison	Marquee	C	57,715	57,715		
Edison	New classroom building	C	11,655,424	15,366,614		3,711,190
Edison	Restroom upgrades	C	9,856	9,856		
Edison	HVAC - gym and locker rooms	C	975,947	975,947		
Edison	Safety improvements to Walnut Ave. parking area	C	145,139	145,139		
Edison	HVAC - replace rooftop units on orchestra & band rooms	C	34,708	34,708		
Ericson	HVAC - upgrade	C	65,599	65,599		
Ericson	Technology infrastructure upgrades	C	7,887	65,126	57,238	
Ericson	Energy conservation lighting retrofit	C	2,710	2,710		
Ericson	Playground equipment	C	56,171	56,171		

MEASURE Q PROJECT/EXPENDITURE REPORT

Presented to Citizens' Bond Oversight Committee

as of May 2020

Status
P = Planned
D = In Design
I = In Construction
C = Complete



DRAFT

School	Specific Work	Status	Estimated/Final Bond Cost	Total Project Obligation	Federal Funding	State Funding*
Ericson	Safety/security upgrade - signal systems	C	38,319	38,319		
Ericson	New classroom and kinder buildings	I	11,217,045	7,900,209		182,955 funded approval
Ewing	Technology infrastructure upgrades	C	7,887	65,126	57,238	
Ewing	Energy conservation lighting retrofit	C	4,516	4,516		
Ewing	New classroom building	D	6,000,000	410,973		
Ewing	Safety/security upgrade - signal systems	C	27,214	27,214		
Ewing	Playground equipment	C	81,297	81,297		
Facilities Masterplan	Facilities masterplan - District wide	C	283,549	283,549		
Figarden	Energy conservation lighting retrofit	C	2,847	2,847		
Figarden	New classroom buildings and site masterplan	C	14,200,277	14,200,277		unfunded approval
Figarden	Flooring - carpet/tile	C	45,606	45,606		
Forkner	Exterior painting	C	75,230	75,230		
Fort Miller	Technology infrastructure upgrades	C	7,887	65,126	57,238	
Fort Miller	HVAC - chiller replacement	C	85,717	85,717		
Fort Miller	Energy conservation lighting retrofit	C	4,843	4,843		
Fort Miller	Shade structure	C	114,250	114,250		
Fort Miller	Gym bleachers and accessibility improvements	C	287,407	287,407		
Fort Miller	HVAC - classrooms	C	38,919	38,919		
Fort Miller	Marquee	C	50,212	50,212		
Fort Miller	Facility infrastructure improvements - electrical system upgrade	I	830,000	343,541		
Fremont	Technology infrastructure upgrades	C	7,887	65,126	57,238	
Fremont	Marquee	C	20,752	20,752		
Fresno	Site masterplan	C	169,558	169,558		
Fresno	New classrooms/Admin./library/career center	C	10,524,878	22,185,069		11,660,191
Fresno	Pool complex ticket/concession building	C	251,140	251,140		
Fresno	Technology infrastructure upgrades	C	7,887	65,126	57,238	
Fresno	Royce Hall upgrades	C	1,900,409	1,900,409		application submitted
Fresno	Softball field scoreboard	C	79,187	79,187		
Fresno	Safety/security upgrade - signal systems	C	47,769	47,769		
Fresno	Gym scoreboard and PA upgrades	C	79,497	79,497		
Fresno	Marquee	C	67,583	67,583		
Gaston Middle School	New school - furnishings and equipment	C	1,999,856	1,999,856		
Gibson	Energy conservation lighting retrofit	C	3,866	3,866		
Gibson	Exterior painting	C	75,391	75,391		
Gibson	Safety/security - replace PA system	D	60,000	5,000		
Greenberg	Technology infrastructure upgrades	C	7,887	65,126	57,238	
Greenberg	Playground equipment	C	60,455	60,455		
Greenberg	Marquee	C	20,190	20,190		
Hamilton	Technology infrastructure upgrades	C	7,887	65,126	57,238	
Hamilton	Gym bleachers and accessibility improvements	C	107,491	107,491		
Hamilton	Modernization	C	5,464,127	9,014,628		3,550,501
Hamilton	Gym floor renovation	C	28,623	28,623		
Hamilton	Energy conservation lighting retrofit	C	6,809	6,809		
Heaton	Playcourt rehabilitation - kinder	C	96,516	96,516		

MEASURE Q PROJECT/EXPENDITURE REPORT

Presented to Citizens' Bond Oversight Committee
as of May 2020

Status
P = Planned
D = In Design
I = In Construction
C = Complete



DRAFT

School	Specific Work	Status	Estimated/Final Bond Cost	Total Project Obligation	Federal Funding	State Funding*
Heaton	Technology infrastructure upgrades	C	7,887	65,126	57,238	
Heaton	Energy conservation lighting retrofit	C	3,588	3,588		
Heaton	Playcourt rehabilitation	C	196,827	196,827		
Heaton	Reroof multipurpose room	C	106,959	106,959		
Heaton	HVAC - multizone	C	50,791	50,791		
Heaton	HVAC - heat pump replacement	C	40,282	40,282		
Hidalgo	Reroof	D	55,000	40		
Hidalgo	Technology infrastructure upgrades	C	7,887	65,126	57,238	
Hidalgo	Marquee	C	22,857	22,857		
Herrera	Safety upgrade - basketball backboard cables	C	58,715	58,715		
Holland	Quad improvements	C	35,990	35,990		
Holland	Utility system upgrades	C	80,674	80,674		
Holland	Restroom upgrades	C	16,931	16,931		
Holland	Technology infrastructure upgrades	C	7,887	65,126	57,238	
Holland	HVAC - chiller and pump replacement	C	69,264	69,264		
Holland	Safety/security upgrade - signal systems	C	2,015	2,015		
Holland	Marquee	C	20,207	20,207		
Holland	Safety/security - lock upgrades	D	25,000	0		
Homan	Technology infrastructure upgrades	C	7,887	65,126	57,238	
Homan	Safety/security upgrade - signal systems	C	35,379	35,379		
Hoover	Site masterplan	C	98,424	98,424		
Hoover	New classroom building	C	6,206,199	10,694,820		4,488,621
Hoover	Athletic field improvements	C	2,943,837	2,943,837		
Hoover	Gym floor renovation	C	24,181	24,181		
Hoover	HVAC - boiler replacement	C	33,128	33,128		
Hoover	Energy conservation lighting retrofit	C	122,700	122,700		
Hoover	Pool complex	C	6,134,463	6,134,463		
Hoover	Softball field scoreboard	C	44,213	44,213		
Hoover	Gym floor renovation	C	59,453	59,453		
Hoover	Gym bleachers and accessibility improvements	D	225,000	107,502		
Hoover	HVAC - replace cooling towers	C	357,210	357,210		
Hoover	Concrete rehabilitation	C	431	431		
Hoover	Replace irrigation booster pump	D	30,000	708		
JE Young	Technology infrastructure upgrades	C	7,887	65,126	57,238	
JE Young	Site improvements	C	85,191	85,191		
Jackson	Technology infrastructure upgrades	C	7,887	65,126	57,238	
Jefferson	Technology infrastructure upgrades	C	7,887	65,126	57,238	
Jefferson	Playground equipment	C	104,061	104,061		
Jefferson	Marquee	C	17,498	17,498		
King	Technology infrastructure upgrades	C	7,887	65,126	57,238	
King	Playcourt rehabilitation	D	50,000	111		
Kings Canyon	Lockers - gym	C	182,473	182,473		
Kings Canyon	Utility system upgrades	C	155,680	155,680		
Kings Canyon	Technology infrastructure upgrades	C	7,887	65,126	57,238	

MEASURE Q PROJECT/EXPENDITURE REPORT

Presented to Citizens' Bond Oversight Committee
as of May 2020

Status
P = Planned
D = In Design
I = In Construction
C = Complete



DRAFT

School	Specific Work	Status	Estimated/Final Bond Cost	Total Project Obligation	Federal Funding	State Funding*
Kings Canyon	Site improvements	C	6,715	6,715		
Kings Canyon	Gym floor renovation	C	25,659	25,659		
Kings Canyon	Reroof	C	666,883	666,883		
Kings Canyon	Irrigation/landscape upgrade	C	48,916	48,916		
Kirk	Safety/security - lock upgrades	C	9,804	9,804		
Kirk	Technology infrastructure upgrades	C	7,887	65,126	57,238	
Kirk	Playground equipment	C	86,443	86,443		
Kirk	Safety/security - replace PA system	D	60,000	6,600		
Kratt	Technology infrastructure upgrades	C	7,887	65,126	57,238	
Lane	Flooring	C	48,997	48,997		
Lane	Technology infrastructure upgrades	C	7,887	65,126	57,238	
Lane	Energy conservation lighting retrofit	C	8,533	8,533		
Lane	Marquee	C	22,203	22,203		
Lane	HVAC - multizone	C	32,519	32,519		
Lane	Playground equipment	C	196,456	196,456		
Lawless	Paving rehabilitation	C	176,327	176,327		
Lawless	HVAC - boiler replacement	C	23,530	23,530		
Lawless	Technology infrastructure upgrades	C	7,887	65,126	57,238	
Lawless	Playground equipment	C	64,590	64,590		
Leavenworth	Technology infrastructure upgrades	C	7,887	65,126	57,238	
Leavenworth	Marquee	C	22,480	22,480		
Leavenworth	HVAC - chiller replacement	C	172,649	172,649		
Lincoln	Technology infrastructure upgrades	C	7,887	65,126	57,238	
Lincoln	Marquee	C	20,521	20,521		
Lincoln	Safety/security - replace PA system	D	60,000	6,600		
Lowell	Flooring	C	7,828	7,828		
Lowell	Safety/security - lock upgrades	C	35,494	35,494		
Lowell	Technology infrastructure upgrades	C	7,887	65,126	57,238	
Lowell	Marquee	C	21,991	21,991		
Lowell	Exterior painting	C	93,170	93,170		
Malloch	Grounds - safety and beautification	C	42,512	42,512		
Manchester	HVAC - chiller and pump replacement	C	148,300	148,300		
Manchester	Safety/security upgrade - automatic gate	C	43,917	43,917		
Manchester	Marquee	C	22,414	22,414		
Mayfair	New classroom building	C	1,393,420	2,828,042		1,434,622
Mayfair	Technology infrastructure upgrades	C	7,887	65,126	57,238	
Mayfair	Safety/security upgrade - fencing	C	12,352	12,352		
Mayfair	Exterior painting	C	126,826	126,826		
Mayfair	Site improvements	C	9,222	9,222		
McCardle	Technology infrastructure upgrades	C	7,887	65,126	57,238	
McCardle	Marquee	C	23,021	23,021		
McCardle	Exterior painting	C	83,413	83,413		
McCardle	HVAC - multizone	C	38,739	38,739		
McLane	Site masterplan	C	69,687	69,687		

MEASURE Q PROJECT/EXPENDITURE REPORT

Presented to Citizens' Bond Oversight Committee
as of May 2020

Status
P = Planned
D = In Design
I = In Construction
C = Complete



DRAFT

School	Specific Work	Status	Estimated/Final Bond Cost	Total Project Obligation	Federal Funding	State Funding*
McLane	New classroom building	C	6,956,127	14,832,280		7,876,153
McLane	Accessibility improvements	C	98,341	98,341		
McLane	Electrical upgrades	C	43,865	43,865		
McLane	Gym floor renovation	C	10,994	10,994		
McLane	HVAC - boys and girls exercise room, gym	C	769,157	769,157		
McLane	Restroom upgrades	C	28,790	28,790		
McLane	Technology infrastructure upgrades	C	7,887	65,126	57,238	
McLane	Energy conservation lighting retrofit	C	49,419	49,419		
McLane	HVAC - chiller and pump replacement	C	431,455	431,455		
McLane	Utility system upgrades	C	676,002	676,002		
McLane	Safety/security upgrade - automatic gate	C	17,674	17,674		
McLane	Electrical upgrades	C	819,662	819,662		
McLane	HVAC - replace domestic/heat, boiler in gym	C	58,932	58,932		
McLane	Safety upgrade - basketball backboard cables	C	14,106	14,106		
McLane	Painting - office	C	5,800	5,800		
McLane	Update identification of buildings and classrooms	D	37,000	0		
McLane	Re-coat track surface in stadium	D	120,000	0		
Millbrook Education Facility	Paving rehabilitation	C	72,547	72,547		
Millbrook Education Facility	Safety/security upgrade - signal systems	C	23,681	23,681		
Millbrook Education Facility	Technology infrastructure upgrades	C	7,887	65,126	57,238	
Muir	Technology infrastructure upgrades	C	7,887	65,126	57,238	
Muir	Exterior painting	C	87,258	87,258		
Muir	Safety/security - replace PA system	D	60,000	5,000		
Multiple sites	Energy conservation project analysis	C	97,928	97,928		
Multiple sites	Landscape/irrigation upgrades	C	90,172	90,172		
Norseman	Technology infrastructure upgrades	C	7,887	65,126	57,238	
Norseman	HVAC - boiler replacement	C	52,800	52,800		
Olmos	Technology infrastructure upgrades	C	7,887	65,126	57,238	
Patiño Sch. of Entrepreneurship	New classroom building	C	7,218,897	15,825,394		8,606,497
Patiño Sch. of Entrepreneurship	Safety/security - replace PA system	D	60,000	6,600		
Phoenix Elementary	Technology infrastructure upgrades	C	7,887	65,126	57,238	
Phoenix Elementary	Safety/security upgrade - signal systems	C	23,797	23,797		
Phoenix Elementary	Exterior painting	C	34,300	34,300		
Phoenix Elementary	HVAC - replace 7 package units	C	61,526	61,526		
Phoenix Secondary	Safety/security upgrade - fencing	C	6,566	6,566		
Phoenix Secondary	Technology infrastructure upgrades	C	7,887	65,126	57,238	
Powers/Ginsburg	Play area upgrades	C	117,905	117,905		
Powers/Ginsburg	Reroof	C	273,997	273,997		
Powers/Ginsburg	Technology infrastructure upgrades	C	7,887	65,126	57,238	
Powers/Ginsburg	Marquee	C	20,913	20,913		
Powers/Ginsburg	Playcourt rehabilitation	C	15,542	15,542		
Prevention/Intervention	Energy conservation lighting retrofit	C	9,950	9,950		
Pyle	Technology infrastructure upgrades	C	7,887	65,126	57,238	
Pyle	Energy conservation lighting retrofit	C	2,313	2,313		

MEASURE Q PROJECT/EXPENDITURE REPORT

Presented to Citizens' Bond Oversight Committee

as of May 2020

Status
P = Planned
D = In Design
I = In Construction
C = Complete



DRAFT

School	Specific Work	Status	Estimated/Final Bond Cost	Total Project Obligation	Federal Funding	State Funding*
Pyle	HVAC - chiller and pump replacement	C	127,611	127,611		
Pyle	Safety/security - replace PA system	D	60,000	5,000		
Rata	Classroom enhancements	C	9,923	9,923		
Rata	Flooring - kitchen and restrooms	C	6,672	6,672		
Rata	Playground equipment	C	54,102	54,102		
Rata	Marquee	C	28,286	28,286		
Rata	Modernization planning	C	313,067	313,067		
Rata	Technology infrastructure upgrades	C	7,887	65,126	57,238	
Robinson	Paving rehabilitation	C	9,899	9,899		
Robinson	Technology infrastructure upgrades	C	7,887	65,126	57,238	
Robinson	Energy conservation lighting retrofit	C	13,305	13,305		
Robinson	New classroom building	C	1,724,103	2,821,855		1,097,752
Robinson	Security alarm upgrades	C	126,634	126,634		
Roeding	Technology infrastructure upgrades	C	7,887	65,126	57,238	
Roeding	Playground equipment	C	71,950	71,950		
Roeding	Reroof multipurpose room	C	83,734	83,734		
Roosevelt	Site masterplan	C	75,967	75,967		
Roosevelt	New classroom building	C	3,632,852	8,051,506		4,418,654
Roosevelt	Locker room remodel and accessibility improvements	C	1,980,189	1,980,189		
Roosevelt	HVAC - gym and weight room	C	824,149	824,149		
Roosevelt	Accessibility improvements	C	10,477	10,477		
Roosevelt	Quad improvements	C	3,642,540	3,642,540		
Roosevelt	Technology infrastructure upgrades	C	7,887	65,126	57,238	
Roosevelt	Energy conservation lighting retrofit	C	22,563	22,563		
Roosevelt	HVAC - East Hall chiller and pump replacement	C	246,011	246,011		
Roosevelt	New concrete tennis courts	C	1,711,275	1,711,275		
Roosevelt	Energy management system improvements	C	29,610	29,610		
Roosevelt	Painting - office	C	7,050	7,050		
Roosevelt	Marquee	I	90,000	70,765		
Roosevelt	Safety/security - replace PA system	D	60,000	13,729		
Rowell	New classroom building	C	4,257,829	5,791,226		1,533,397
Rowell	Technology infrastructure upgrades	C	7,887	65,126	57,238	
Rowell	Exterior painting	C	88,309	88,309		
Rowell	HVAC - multizone	C	28,005	28,005		
Scandinavian	HVAC - chiller replacement	C	56,659	56,659		
Scandinavian	Gym floor renovation	C	19,566	19,566		
Scandinavian	Technology infrastructure upgrades	C	7,887	65,126	57,238	
Scandinavian	Energy conservation lighting retrofit	C	70,023	70,023		
Scandinavian	Site improvements	C	8,708	8,708		
Scandinavian	Classroom enhancements	C	80,862	80,862		
Scandinavian	Reroof buildings Q and S	D	101,000	1,768		
Scandinavian	Gym bleachers and accessibility improvements	C	211,959	211,959		
Scandinavian	HVAC - gym	I	880,000	80,434		
Sequoia	Modernization	C	5,309,339	10,840,822		5,531,483

MEASURE Q PROJECT/EXPENDITURE REPORT

Presented to Citizens' Bond Oversight Committee

as of May 2020

Status
P = Planned
D = In Design
I = In Construction
C = Complete



DRAFT

School	Specific Work	Status	Estimated/Final Bond Cost	Total Project Obligation	Federal Funding	State Funding*
Sequoia	Technology infrastructure upgrades	C	7,887	65,126	57,238	
Sequoia	Energy conservation lighting retrofit	C	11,682	11,682		
Sequoia	Shade structure	C	106,608	106,608		
Sequoia	Gym bleacher replacement	D	270,000	124,872		
Sequoia	Safety/security - replace PA system	D	60,000	6,600		
Slater	Technology infrastructure upgrades	C	7,887	65,126	57,238	
Slater	New classroom and kinder buildings, and site improvements	C	17,284,176	17,284,176		application submitted
Southeast property acquisition	Land acquisition/site investigations	C	3,684,511	3,684,511		
Storey	Technology infrastructure upgrades	C	7,887	65,126	57,238	
Storey	Safety/security upgrade - signal systems	C	469	469		
Storey	Playground equipment	C	151,902	151,902		
Sunnyside	Field rehabilitation	C	179,067	179,067		
Sunnyside	Energy management system improvements	C	3,320,344	3,320,344		
Sunnyside	Technology infrastructure upgrades	C	7,887	65,126	57,238	
Sunnyside	Energy conservation lighting retrofit	C	5,381	5,381		
Sunnyside	Cafeteria enhancements	C	8,047	8,047		
Sunnyside	Gym floor renovation	C	33,617	33,617		
Sunnyside	Site assessment	C	5,254	5,254		
Sunnyside	Tennis courts renovation	C	75,439	75,439		
Sunnyside	Recoat roof	C	703	703		
Sunnyside	Gym floor renovation	C	39,532	39,532		
Sunnyside	HVAC - boiler replacement	D	515,000	69,409		
Sunset	Technology infrastructure upgrades	C	7,887	65,126	57,238	
Sunset	HVAC - chiller and pump replacement	C	180,380	180,380		
Tehipite	Technology infrastructure upgrades	C	7,887	65,126	57,238	
Tehipite	Site improvements	C	8,382	8,382		
Tehipite	Repair roof	C	41,179	41,179		
Tehipite	Gym floor renovation	C	40,458	40,458		
Tehipite	Office for student support staff	C	15,536	15,536		
Tenaya	Lockers - gym	C	161,381	161,381		
Tenaya	Technology infrastructure upgrades	C	7,887	65,126	57,238	
Tenaya	HVAC - chiller replacement	C	312,488	312,488		
Tenaya	Site improvements	C	8,360	8,360		
Tenaya	HVAC - boiler replacement	C	69,450	69,450		
Tenaya	Marquee	C	45,489	45,489		
Tenaya	Classroom enhancements	C	7,000	7,000		
Tenaya	Gym floor renovation	C	33,435	33,435		
Tenaya	Library relocation	C	30,980	30,980		
Tenaya	Reroof locker room	C	54,157	54,157		
Terronez	Safety/security upgrade - fencing	C	24,342	24,342		
Terronez	Technology infrastructure upgrades	C	7,887	65,126	57,238	
Terronez	Energy conservation lighting retrofit	C	8,127	8,127		
Terronez	Site improvements	C	8,360	8,360		
Terronez	Gym floor renovation	C	40,873	40,873		

MEASURE Q PROJECT/EXPENDITURE REPORT

Presented to Citizens' Bond Oversight Committee

as of May 2020

Status
P = Planned
D = In Design
I = In Construction
C = Complete



DRAFT

School	Specific Work	Status	Estimated/Final Bond Cost	Total Project Obligation	Federal Funding	State Funding*
Terronez	HVAC - gym/weight room	C	403,531	403,531		
Terronez	Gym bleacher replacement	D	190,000	71,638		
Terronez	Safety/security - replace PA system	P	60,000	6,600		
Thomas	Technology infrastructure upgrades	C	7,887	65,126	57,238	
Thomas	Energy conservation lighting retrofit	C	5,407	5,407		
Thomas	Marquee	C	17,490	17,490		
Tioga	Technology infrastructure upgrades	C	7,887	65,126	57,238	
Tioga	Energy conservation lighting retrofit	C	14,229	14,229		
Tioga	Gym floor renovation	C	20,158	20,158		
Tioga	Gym bleacher replacement	D	200,000	69,766		
Turner	Automatic irrigation system	C	473,710	473,710		
Turner	Technology infrastructure upgrades	C	7,887	65,126	57,238	
Turner	HVAC - boiler replacement	C	75,214	75,214		
Turner	New classroom building, admin. building and site work	C	7,054,763	7,054,763		
Turner	Paving rehabilitation	C	166,049	166,049		
Turner	Exterior painting	C	90,604	90,604		
Turner	Facility infrastructure improvements - HVAC chiller replacement	P	187,500	179,554		
Viking	Flooring	C	15,101	15,101		
Viking	Technology infrastructure upgrades	C	7,887	65,126	57,238	
Viking	Energy conservation lighting retrofit	C	17,814	17,814		
Viking	Playground equipment	C	75,163	75,163		
Viking	Exterior painting	C	77,797	77,797		
Vinland	Technology infrastructure upgrades	C	7,887	65,126	57,238	
Vinland	Energy conservation lighting retrofit	C	18,362	18,362		
Vinland	HVAC - chiller and pump replacement	C	139,427	139,427		
Vinland	Safety/security - replace PA system	D	60,000	5,000		
Warehouse	Energy conservation lighting retrofit	C	1,002	1,002		
Wawona	Technology infrastructure upgrades	C	7,887	65,126	57,238	
Wawona	Energy conservation lighting retrofit	C	27,026	27,026		
Wawona	Site improvements	C	8,360	8,360		
Wawona	Reroof gym mechanical well	C	46,078	46,078		
Wawona	Gym floor renovation	C	47,021	47,021		
Wawona	Facility infrastructure - accessibility	C	68,244	68,244		
Webster	Technology infrastructure upgrades	C	7,887	65,126	57,238	
Webster	Exterior painting	C	70,929	70,929		
Webster	Safety/security - replace PA system	D	60,000	5,000		
Williams	Technology infrastructure upgrades	C	7,887	65,126	57,238	
Wilson	New classroom building	C	1,143,624	2,788,966		1,645,342
Wilson	Technology infrastructure upgrades	C	7,887	65,126	57,238	
Wilson	Energy conservation lighting retrofit	C	3,026	3,026		
Wilson	Playground equipment	C	100,950	100,950		
Wilson	Playground equipment	C	114,176	114,176		
Winchell	New classroom building	C	2,452,066	5,409,241		2,957,175
Winchell	Technology infrastructure upgrades	C	7,887	65,126	57,238	

MEASURE Q PROJECT/EXPENDITURE REPORT

Presented to Citizens' Bond Oversight Committee
as of May 2020

Status
P = Planned
D = In Design
I = In Construction
C = Complete



DRAFT

School	Specific Work	Status	Estimated/Final Bond Cost	Total Project Obligation	Federal Funding	State Funding*
Wishon	Technology infrastructure upgrades	C	7,887	65,126	57,238	
Wishon	Playground equipment	C	66,867	66,867		
Wishon	HVAC - heat pump	C	6,820	6,820		
Walters	Technology infrastructure upgrades	C	7,887	65,126	57,238	
Walters	Energy conservation lighting retrofit	C	9,182	9,182		
Walters	Safety/security upgrade - signal systems	C	35,797	35,797		
Yokomi	Technology infrastructure upgrades	C	7,887	65,126	57,238	
Yokomi	Marquee	C	17,883	17,883		
Yosemite	Safety/security upgrade - block wall	C	115,702	115,702		
Yosemite	HVAC - boiler replacement	C	48,325	48,325		
Yosemite	Energy management system improvements	C	454,143	454,143		
Yosemite	Technology infrastructure upgrades	C	7,887	65,126	57,238	
Yosemite	Energy conservation lighting retrofit	C	36,090	36,090		
Yosemite	Site improvements	C	8,719	8,719		
Yosemite	HVAC - classrooms	C	50,042	50,042		
Yosemite	Flooring	C	158,608	158,608		
Yosemite	Gym floor renovation	D	55,000	7,973		
Yosemite	Marquee	I	90,000	73,549		
	Future Measure Q projects		13,299,380			
			280,000,000	329,562,237	4,979,747	72,221,897

CHANGE IN STATUS FROM LAST REPORT (February 2020)

Design

Roosevelt Safety/security - replace PA system

In Construction

Cooper Facility infrastructure improvements - electrical system upgrade
Fort Miller Facility infrastructure improvements - electrical system upgrade
Roosevelt Marquee
Scandinavian HVAC - gym
Yosemite Marquee

Completed

Ahwahnee Interior lighting upgrade to LED campus wide
Anthony Safety/security - replace PA system
Heaton HVAC - heat pump replacement
Phoenix Elementary HVAC - replace 7 package units
Slater New classroom and kinder buildings, and site improvements

CLASSROOM BUILDINGS CONSTRUCTED ON EXISTING CAMPUSES

ELEMENTARY SCHOOLS	CONSTRUCTION/ SITE DEV COSTS	# OF CRS	COST PER CR	STATE LOADING PER CR	CLASSROOM COST PER STUDENT
Easterby	2,577,015	8	322,126.88	25	12,885.08
Centennial	2,607,802	8	325,975.25	25	13,039.01
Aynesworth	2,488,731	8	311,091.38	25	12,443.66
Winchell	2,904,000	8	363,000.00	25	14,520.00
AVERAGE	2,644,387	8	330,548	25	13,222

HIGH SCHOOLS	CONSTRUCTION/ SITE DEV COSTS	# OF CRS	COST PER CR	STATE LOADING PER CR	COST PER STUDENT
Edison	13,621,171	27	504,487.81	27	18,684.73
Fresno*	19,761,862	22	898,266.45	27	33,269.13
Roosevelt	7,810,606	12	650,883.83	27	24,106.81
AVERAGE W/FHS	13,731,213	20	684,546	27	25,354
AVERAGE W/O FHS	10,715,889	20	577,686	27	21,396

*construction includes library and admin space in building

inadequately housed TK-6	9,832	139,934,285.01
inadequately housed 9-12	3	69,093.38
		140,003,378.40

DRAFT

Measure X

May 2020 Financial Summary

Measure X approved November 8, 2016
for \$225 million dollars.

	Measure X Obligations to date	Leveraged Federal Funding	Leveraged State Funding	Total Project Obligations
(D) - PROJECTS PLANNED OR IN DESIGN	\$ 10,172,541	\$ -	\$ 623,386	\$ 10,795,927
(I)- PROJECTS IN CONSTRUCTION	\$ 48,224,793	\$ -	\$ 2,378,386	\$ 50,603,179
(C)- COMPLETED PROJECTS	\$ 60,048,079	\$ -	\$ -	\$ 60,048,079
TOTAL	\$ 118,445,413	\$ -	\$ 3,001,772	\$ 121,447,185
Total Impact to Measure X (May 2020)	\$ 118,445,413			

MEASURE X PROJECT/EXPENDITURE REPORT

Presented to Citizens' Bond Oversight Committee
as of May 2020

Status
P = Planned
D = In Design
I = In Construction
C = Complete



DRAFT

School	Specific Work	Status	Estimated/Final Bond Cost	Total Project Obligation	Federal Funding	State Funding *
Addams	New Classrooms	D	790,748	790,748		
Addams	Safety/energy conservation - lighting improvements	C	35,352	35,352		
Addams	Safety/security - security camera system installation	C	91,085	91,085		
Addams	Facility improvements - hydration station installation	D	10,000	6,283		potential funding
Addicott	Facility improvements - carpet replacement	D	60,000	0		
Addicott	Safety/energy conservation - lighting improvements	C	49,122	49,122		
Addicott	Facility improvements - hydration station installation	D	10,000	8,047		potential funding
Ahwahnee	Student Support Facilities - create de-escalation room	P	54,000	0		
Ahwahnee	Student Support Facilities - room modifications for student support staff	C	17,964	17,964		
Ahwahnee	Facility infrastructure improvements - drinking fountains	C	18,563	18,563		
Ahwahnee	Safety/security - locking system improvements	I	68,000	58,450		
Ahwahnee	Safety/energy conservation - lighting improvements	C	47,158	47,158		
Ahwahnee	Facility infrastructure improvements - replace multi-zone building S	I	650,000	648,931		
Ahwahnee	Facility infrastructure improvements - irrigation system	P	8,500	6,114		
Anthony	Facility improvements - carpet replacement	C	12,216	12,216		
Anthony	Safety/energy conservation - lighting improvements	C	72,403	72,403		
Anthony	Safety/security - security camera system installation	C	98,037	98,037		
Anthony	Safety/security - locking system improvements	D	9,600	0		
Anthony	Safety/security - install fencing	C	18,944	18,944		
Anthony	Facility improvements - hydration station installation	I	13,000	1,075		potential funding
Ayer	Safety/energy conservation - lighting improvements	C	41,220	41,220		
Ayer	Safety/security - security camera system installation	C	111,378	111,378		
Ayer	Facility improvements - hydration station installation	I	18,000	1,834		potential funding
Aynsworth	Safety/energy conservation - lighting improvements	C	49,662	49,662		
Aynsworth	Safety/security - security camera system installation	C	89,777	89,777		
Aynsworth	Facility improvements - hydration station installation	I	17,500	15,500		potential funding
Aynsworth	Facility infrastructure improvements - play structure	C	86,842	86,842		
Aynsworth	Facility infrastructure improvements - multi-purpose room kitchen plumbing replacement	C	103,561	103,561		
Baird	HVAC - multi-purpose room	D	991,076	114,768		
Baird	Facility improvements - student support services	C	31,041	31,041		
Baird	Facility infrastructure improvements - chiller replacement	C	345,013	345,013		
Bakman	Safety/energy conservation - lighting improvements	C	62,857	62,857		
Bakman	Safety/security - security camera system installation	C	108,458	108,458		
Bakman	Facility improvements - hydration station installation	I	13,000	301		potential funding
Balderas	Safety/security - security camera system installation	C	106,904	106,904		
Balderas	Safety/security - locking system improvements	D	9,600	0		
Balderas	Safety/security - replace existing PA system	C	32,473	32,473		
Balderas	Facility infrastructure improvements - boiler replacement	C	121,489	121,489		
Balderas	Facility improvements - hydration station installation	I	13,000	306		potential funding
Bethune	Safety/energy conservation - lighting improvements	C	34,459	34,459		
Birney	Safety/security - security camera system installation	C	128,942	128,942		
Birney	Facility improvements - hydration station installation	C	6,499	6,499		potential funding
Birney	Facility infrastructure improvements - play structure	I	200,000	58,032		
Bullard	Facility infrastructure improvements - room modifications for student support staff	D	10,500	8,211		
Bullard	Student Support Facilities- create new offices in building V	D	432,433	114,478		
Bullard	Baseball and softball fields improvements	D	1,670,000	237,767		

MEASURE X PROJECT/EXPENDITURE REPORT

Presented to Citizens' Bond Oversight Committee
as of May 2020

Status
P = Planned
D = In Design
I = In Construction
C = Complete



DRAFT

School	Specific Work	Status	Estimated/Final Bond Cost	Total Project Obligation	Federal Funding	State Funding *
Bullard	Athletic facilities - replace pool lights	C	43,351	43,351		
Bullard	Facility infrastructure improvements - replace north gym speakers	C	10,659	10,659		
Bullard	Facility improvements - Fitness/Weight Room	C	106,859	106,859		
Bullard	Facility infrastructure improvements - replace piping at north parking lot	C	81,023	81,023		
Bullard	Facility infrastructure improvements - asphalt replacement	C	762,427	762,427		
Bullard	Facility infrastructure improvements - irrigation system	C	6,880	6,880		
Bullard TALENT	Student Support Facilities - add entry door to nurse's office	C	8,397	8,397		
Bullard TALENT	Facility improvements - carpet & foundation replacement	C	14,788	14,788		
Bullard TALENT	Safety/security improvement - automatic gate	C	23,625	23,625		
Bullard TALENT	Safety/security - install pole lighting for parking lot	C	18,578	18,578		
Bullard TALENT	Safety/security improvement - fencing	C	751,628	751,628		
Bullard TALENT	Safety/security - security camera system installation	C	113,083	113,083		
Bullard TALENT	Facility improvements - hydration station installation	C	3,408	3,408		
Bullard TALENT	Facility infrastructure improvements - irrigation system	D	5,000	3,016		
Bullard TALENT	Facility infrastructure improvements - seal coat asphalt	D	50,000	0		
Burroughs	Safety/security - security camera system installation	C	103,585	103,585		
Burroughs	Safety/security - install pole lighting for parking lot	C	26,730	26,730		
Burroughs	Facility improvements - hydration station installation	C	6,247	6,247		potential funding
Burroughs	Facility infrastructure improvements - exterior painting	C	74,141	74,141		
Calwa	Portable classrooms for enrollment & programs	C	579,424	579,424		
Calwa	Safety/security - security camera system installation	C	92,692	92,692		
Calwa	Facility infrastructure improvements - heat pump replacement	C	18,135	18,135		
Calwa	Facility infrastructure improvements - heat pump replacement	C	14,138	14,138		
Calwa	Facility improvements - hydration station installation	I	13,000	306		potential funding
Cambridge	Student Support Facilities - office modifications for student support staff	I	406,800	396,330		
Cambridge	Safety/energy conservation - lighting improvements	C	50,835	50,835		
Cambridge	Facility infrastructure improvements - install marquee sign	C	87,438	87,438		
CART	Facility infrastructure improvements - construction projects & improvements	C	189,366	189,366		
CART	Facility infrastructure improvements - Summer 2019 projects	C	928,709	928,709		
Centennial	Facility improvements - install raceway for classroom projectors	C	9,926	9,926		
Centennial	Safety/security - security camera system installation	C	112,918	112,918		
Centennial	HVAC - multi-purpose room	D	974,700	87,816		
Centennial	Facility infrastructure improvements - boiler replacement	C	120,918	120,918		
Centennial	Facility improvements - hydration station installation	I	13,000	180		potential funding
Centennial	Facility infrastructure improvements - seal coat asphalt	D	75,000	0		
Chavez Adult School	Safety/energy conservation - lighting improvements	C	35,854	35,854		
Columbia	New Classrooms	D	700,000	520,500		potential funding
Columbia	Safety/energy conservation - lighting improvements	C	39,533	39,533		
Columbia	Safety/security - security camera system installation	C	117,436	117,436		
Columbia	Facility improvements - hydration station installation	C	6,673	6,673		potential funding
Computech	Safety/security improvement - secure staff and visitor parking	D	1,324,000	183,549		
Computech	Safety/energy conservation - lighting improvements	C	46,082	46,082		
Computech	Safety/security - breezeway plaster repair	I	75,000	30,538		
Computech	HVAC - multi-purpose room	C	769,816	769,816		
Computech	Facility infrastructure improvements - install marquee sign	D	80,000	67,216		
Computech	Facility infrastructure improvements - irrigation system	D	9,000	7,317		
Cooper	Safety/energy conservation - lighting improvements	C	42,399	42,399		

MEASURE X PROJECT/EXPENDITURE REPORT

Presented to Citizens' Bond Oversight Committee
as of May 2020

Status
P = Planned
D = In Design
I = In Construction
C = Complete



DRAFT

School	Specific Work	Status	Estimated/Final Bond Cost	Total Project Obligation	Federal Funding	State Funding *
Cooper	HVAC - multi-purpose room	I	835,162	656,083		
Cooper	Facility infrastructure improvements - boiler replacement	C	151,970	151,970		
Cooper	Facility infrastructure improvements - replace MPR & kitchen flooring	D	175,000	0		
Dailey	Safety/energy conservation - lighting improvements	D	100,000	0		
Dailey	Facility infrastructure improvements - cafeteria HVAC	D	816,875	86,456		
Dailey	Facility infrastructure improvements - exterior painting	C	53,891	53,891		
Del Mar	Safety/security - security camera system installation	C	100,529	100,529		
Del Mar	Safety/energy conservation - lighting improvements	C	51,324	51,324		
Del Mar	HVAC - multi-purpose room	I	707,000	491,111		
Del Mar	Facility improvements - hydration station installation	C	8,239	8,239		potential funding
Del Mar	Facility infrastructure improvements - seal coat asphalt	C	10,893	10,893		
Design Science	Planning/concepts for classroom space on FCC campus	C	59,243	59,243		
Dewolf	Safety/energy conservation - lighting improvements	C	33,021	33,021		
Dewolf	Facility infrastructure improvements - exterior painting	C	36,567	36,567		
Districtwide	Facility condition assessment	C	384,540	384,540		
Districtwide	Planning for future facilities	P	25,000	2,600		
Districtwide	Master design specifications update and guidelines	D	91,292	74,641		
Districtwide	Safety/security - elementary parking lot study	P	50,000	0		
Duncan	Gym bleachers	C	173,694	173,694		
Duncan	Facility infrastructure improvements - install washer/dryer utilities for PE uniform cleaning	C	2,351	2,351		
Duncan	Facility infrastructure improvements - install gym scoreboards	C	32,574	32,574		
Duncan	Facility infrastructure improvements - install gym audio/video	C	42,604	42,604		
Duncan	Facility improvements - Fitness/Weight Room	C	54,885	54,885		
Duncan	New facilities - CTE health sciences building - design services	D	1,051,200	699,319		funded approval
Duncan	Facility infrastructure improvements - irrigation system	C	270,443	270,443		
Easterby	Safety/energy conservation - lighting improvements	C	42,639	42,639		
Easterby	Safety/security - security camera system installation	C	109,508	109,508		
Easterby	Facility improvements - hydration station installation	C	6,700	6,700		potential funding
Easterby	Facility infrastructure improvements - playcourt/tennis court asphalt reconstruction	C	345,860	345,860		
Eaton	Classroom improvements - partition wall	P	34,000	0		
Eaton	Safety/energy conservation - lighting improvements	C	41,123	41,123		
Eaton	Safety/security - security camera system installation	C	101,880	101,880		
Eaton	Facility improvements - hydration station installation	C	8,036	8,036		potential funding
Eaton	Facility infrastructure improvements - play structure	C	96,889	96,889		
Edison	Baseball and softball fields improvements	D	2,000,000	101,028		
Edison	Facility improvements - resurface and repair track	D	525,000	7,439		
Edison	Long range master plan update	P	53,500	34,000		
Edison	Facility infrastructure improvements - install gym audio/video	C	44,575	44,575		
Edison	Facility improvements - Fitness/Weight Room	C	82,429	82,429		
Edison	Athletic facilities - gym addition (design only)	D	757,000	581,490		
Edison	Facility improvements - gym modernization (design only)	D	190,000	68,447		
Edison	Facility infrastructure improvements - HVAC replacement	C	23,652	23,652		
Edison	Facility infrastructure improvements - irrigation system	D	20,500	15,766		
Edison	Facility infrastructure improvements - replace PA system	C	33,813	33,813		
Edison	Facility infrastructure improvements - replace gym floor	C	339,881	339,881		
Ericson	Safety/energy conservation - lighting improvements	C	68,618	68,618		
Ericson	Safety/security - security camera system installation	C	87,111	87,111		

MEASURE X PROJECT/EXPENDITURE REPORT

Presented to Citizens' Bond Oversight Committee

as of May 2020

Status

P = Planned

D = In Design

I = In Construction

C = Complete



DRAFT

School	Specific Work	Status	Estimated/Final Bond Cost	Total Project Obligation	Federal Funding	State Funding *
Ericson	HVAC - multi-purpose room	D	784,132	113,035		
Ericson	Facility infrastructure improvements - irrigation system	C	97,298	97,298		
Ericson	Facility infrastructure improvements - install marquee sign	C	17,256	17,256		
Ericson	Facility infrastructure improvements - replace PA system	C	13,616	13,616		
Ericson	Facility improvements - hydration station installation	I	13,000	301		potential funding
Ewing	Portable classrooms for enrollment & programs	I	699,099	682,520		
Ewing	Safety/energy conservation - lighting improvements	C	51,100	51,100		
Ewing	Safety/security - security camera system installation	C	81,289	81,289		
Ewing	Facility infrastructure improvements - concrete pathway and landscape in kindergarten area	C	17,508	17,508		
Ewing	Facility infrastructure improvements - replace PA system	C	31,937	31,937		
Ewing	Facility improvements - hydration station installation	I	18,000	812		potential funding
Figarden	Safety/energy conservation - lighting improvements	C	40,262	40,262		
Figarden	Safety/security - security camera system installation	C	97,828	97,828		
Figarden	Facility improvements - hydration station installation	C	8,734	8,734		potential funding
Figarden	Facility infrastructure improvements - replace admin HVAC unit	C	8,722	8,722		
Figarden	Facility infrastructure improvements - play structure	I	200,000	55,475		
Forkner	Safety/energy conservation - lighting improvements	C	41,379	41,379		
Forkner	Safety/security - security camera system installation	C	101,207	101,207		
Forkner	Facility improvements - hydration station installation	I	18,000	812		potential funding
Fort Miller	Safety/energy conservation - lighting improvements	C	40,341	40,341		
Fort Miller	HVAC - multi-purpose room	C	531,453	531,453		
Fort Miller	Facility infrastructure improvements - irrigation system	C	240,451	240,451		
Fort Miller	Facility infrastructure improvements - HVAC for gym and wrestling room	C	450,735	450,735		
Fremont	Safety/energy conservation - lighting improvements	C	33,263	33,263		
Fremont	Safety/security - security camera system installation	C	94,887	94,887		
Fremont	HVAC - multi-purpose room	C	681,174	681,174		
Fremont	Facility infrastructure improvements - chiller replacement	C	277,565	277,565		
Fremont	Facility improvements - hydration station installation	C	6,515	6,515		potential funding
Fresno	Athletic facilities - new concrete tennis courts	D	2,500,000	57,668		
Fresno	Facility improvements - Fitness/Weight Room	C	79,230	79,230		
Fresno	Facility improvements - new track & field complex bleachers	I	550,000	67,264		
Fresno	New facilities - CTE	I	10,221,614	8,848,064		2,378,386
Fresno	Facility infrastructure improvements - EMS controls	C	518,532	518,532		
Fresno	Facility infrastructure improvements - gym HVAC	C	2,662,581	2,662,581		
Fresno	Facility infrastructure improvements - replace stage lighting	C	432,006	432,006		
Fresno	Facility infrastructure improvements - replace lockers	C	584,567	584,567		
Fresno	Facility infrastructure improvements - re-roof gym locker rooms	I	460,000	112,776		
Fresno	Facility infrastructure improvements - irrigation system	P	13,000	10,867		
Fresno	Facility infrastructure improvements - repair storm drain piping	C	36,000	36,000		
Fulton	Safety/security - security camera system installation	C	4,128	4,128		
Fulton	Safety/energy conservation - lighting improvements	C	5,606	5,606		
Gibson	Safety/energy conservation - lighting improvements	C	40,172	40,172		
Gibson	Safety/security - security camera system installation	C	93,034	93,034		
Gibson	Safety/security - install fencing	C	9,789	9,789		
Gibson	HVAC - multi-purpose room	D	877,804	122,862		
Gibson	Facility improvements - hydration station installation	C	6,317	6,317		potential funding
Gibson	Facility infrastructure improvements - play structure	I	200,000	62,450		

MEASURE X PROJECT/EXPENDITURE REPORT

Presented to Citizens' Bond Oversight Committee
as of May 2020

Status
P = Planned
D = In Design
I = In Construction
C = Complete



DRAFT

School	Specific Work	Status	Estimated/Final Bond Cost	Total Project Obligation	Federal Funding	State Funding *
Ginsburg	Facility improvements - hydration station installation	D	10,000	0		potential funding
Greenberg	Safety/security - security camera system installation	C	69,025	69,025		
Greenberg	Facility infrastructure improvements - chiller replacement	C	174,337	174,337		
Greenberg	Facility improvements - hydration station installation	I	13,000	432		potential funding
Greenberg	Facility infrastructure improvements - exterior painting	C	70,904	70,904		
Hamilton	Facility infrastructure improvements - install washer/dryer utilities for PE uniform cleaning	C	13,103	13,103		
Hamilton	Safety/security improvement - signal systems	C	27,690	27,690		
Hamilton	Safety/security - security camera system installation	D	85,000	42,744		
Hamilton	Facility infrastructure improvements - install play structure	C	28,351	28,351		
Hamilton	Facility infrastructure improvements - install marquee sign	I	25,000	2,773		
Hamilton	Facility infrastructure improvements - irrigation system	P	6,000	4,835		
Heaton	Facility infrastructure improvements - install barrier wall for soundproofing	C	10,905	10,905		
Heaton	Safety/energy conservation - lighting improvements	C	43,113	43,113		
Heaton	Safety/security - security camera system installation	C	111,895	111,895		
Heaton	Facility infrastructure improvements - HVAC equipment and EMS controls	C	312,415	312,415		
Heaton	Facility infrastructure improvements - add hand dryers to student restrooms	C	16,561	16,561		
Heaton	Facility improvements - hydration station installation	I	18,000	306		potential funding
Heaton	Facility infrastructure improvements - play structure	I	200,000	48,996		
Herrera	New elementary school	D	46,800,000	2,876,494		potential funding
Hidalgo	Facility improvements - carpet replacement	C	5,890	5,890		
Hidalgo	Safety/security - security camera system installation	C	98,556	98,556		
Hidalgo	Facility infrastructure improvements - re-roof main building & multi-purpose room	D	650,000	485		
Hidalgo	Facility infrastructure improvements - replace PA system	C	21,279	21,279		
Hidalgo	Facility improvements - hydration station installation	I	13,000	432		potential funding
Holland	Safety/security - security camera system installation	C	90,589	90,589		
Holland	HVAC - multi-purpose room	D	909,653	124,851		
Holland	Facility improvements - hydration station installation	C	8,146	8,146		potential funding
Homan	Safety/energy conservation - lighting improvements	C	40,202	40,202		
Homan	Safety/security - security camera system installation	C	89,271	89,271		
Homan	Facility improvements - hydration station installation	I	18,000	559		potential funding
Homan	Facility infrastructure improvements - seal coat asphalt	C	8,287	8,287		
Hoover	Modernization - Library	D	700,000	583,681		
Hoover	Facility infrastructure improvements - install gym scoreboards	C	43,630	43,630		
Hoover	Facility infrastructure improvements - install gym audio/video	C	45,836	45,836		
Hoover	Facility improvements - Fitness/Weight Room	C	97,975	97,975		
Hoover	Modernization - CTE facilities Media Arts	D	1,275,385	403,032		623,386
Hoover	Modernization - CTE facilities Building Trades	D	1,850,000	0		
Hoover	Facility infrastructure improvements - electrical upgrade	C	1,775,936	1,775,936		
Hoover	Facility infrastructure improvements - event center HVAC and roofing	I	1,621,621	193,139		
Jackson	New facilities - replace multi-purpose room with HVAC	D	3,200,000	304,357		potential funding
Jackson	Safety/energy conservation - lighting improvements	C	33,528	33,528		
Jackson	Safety/security - security camera system installation	C	82,378	82,378		
Jackson	Facility infrastructure improvements - exterior painting	C	57,512	57,512		
Jackson	Facility improvements - hydration station installation	D	10,000	0		potential funding
JE Young	Safety/energy conservation - lighting improvements	C	29,890	29,890		
Jefferson	Safety/security - security camera system installation	C	80,613	80,613		
Jefferson	Facility infrastructure improvements - irrigation system	C	229,166	229,166		

MEASURE X PROJECT/EXPENDITURE REPORT

Presented to Citizens' Bond Oversight Committee

as of May 2020

Status
P = Planned
D = In Design
I = In Construction
C = Complete



DRAFT

School	Specific Work	Status	Estimated/Final Bond Cost	Total Project Obligation	Federal Funding	State Funding *
Jefferson	Facility infrastructure improvements - replace PA system	C	27,835	27,835		
Jefferson	Facility improvements - hydration station installation	C	5,567	5,567		potential funding
King	Portable classrooms for enrollment & programs	C	492,599	492,599		
King	Safety/security - security camera system installation	C	123,808	123,808		
King	Facility improvements - hydration station installation	D	10,000	7,247		potential funding
King	Facility infrastructure improvements - play structure	I	200,000	56,847		
Kings Canyon	Student Support Facilities- create new office for vice principal	C	19,443	19,443		
Kings Canyon	Athletic facilities - field improvements	C	327,271	327,271		
Kings Canyon	Gym bleachers	C	165,179	165,179		
Kings Canyon	Safety/security - locking system improvements	P	75,000	1,043		
Kings Canyon	HVAC - piping replacement	C	484,105	484,105		
Kings Canyon	Facility infrastructure improvements - boiler replacement	C	115,441	115,441		
Kings Canyon	Facility infrastructure improvements - irrigation system	I	315,000	250,913		
Kings Canyon	Facility improvements - student support services	C	31,464	31,464		
Kings Canyon	Facility infrastructure improvements - exterior painting	C	187,821	187,821		
Kirk	Facility improvements - carpet replacement	C	18,917	18,917		
Kirk	Portable classrooms for enrollment & programs	I	559,214	540,176		
Kirk	Safety/energy conservation - lighting improvements	C	38,937	38,937		
Kirk	Safety/security - security camera system installation	C	65,113	65,113		
Kirk	Safety/security - install pole lighting for parking lot	C	19,717	19,717		
Kirk	Facility improvements - hydration station installation	I	18,000	306		potential funding
Kratt	Safety/security - security camera system installation	C	140,784	140,784		
Kratt	Safety/energy conservation - lighting improvements	D	100,000	0		
Kratt	Safety/security - install pole lighting for parking lot	C	24,746	24,746		
Kratt	Facility infrastructure improvements - irrigation system	C	959,767	959,767		
Kratt	Facility improvements - new accessible restroom	D	200,000	26,027		
Kratt	Facility improvements - hydration station installation	C	4,970	4,970		potential funding
Kratt	Facility infrastructure improvements - playcourt/tennis court asphalt reconstruction	C	400,371	400,371		
Kratt	Facility infrastructure improvements - play structure	I	200,000	46,215		
Lane	Safety/energy conservation - lighting improvements	C	41,326	41,326		
Lane	Safety/security - security camera system installation	C	83,502	83,502		
Lane	Safety/security improvement - automatic gate and fencing	C	17,382	17,382		
Lane	Facility improvements - hydration station installation	I	18,000	306		potential funding
Lawless	Safety/energy conservation - lighting improvements	C	43,233	43,233		
Lawless	Safety/security - security camera system installation	C	91,912	91,912		
Lawless	Facility improvements - hydration station installation	C	8,863	8,863		potential funding
Leavenworth	Safety/security - security camera system installation	C	101,889	101,889		
Leavenworth	Facility infrastructure improvements - replace PA system	C	25,434	25,434		
Leavenworth	Facility improvements - hydration station installation	I	13,000	806		potential funding
Lincoln	Safety/energy conservation - lighting improvements	C	36,940	36,940		
Lincoln	Safety/security - security camera system installation	C	96,514	96,514		
Lincoln	Facility infrastructure improvements - exterior painting	C	67,315	67,315		
Lincoln	Facility infrastructure improvements - EMS controls	C	43,974	43,974		
Lincoln	Facility improvements - hydration station installation	I	13,000	669		potential funding
Lowell	Safety/energy conservation - lighting improvements	C	59,675	59,675		
Lowell	Safety/security - security camera system installation	C	93,360	93,360		
Lowell	Facility improvements - hydration station installation	I	13,000	180		potential funding

MEASURE X PROJECT/EXPENDITURE REPORT

Presented to Citizens' Bond Oversight Committee
as of May 2020

Status
P = Planned
D = In Design
I = In Construction
C = Complete



DRAFT

School	Specific Work	Status	Estimated/Final Bond Cost	Total Project Obligation	Federal Funding	State Funding *
Malloch	Safety/security - security camera system installation	C	94,261	94,261		
Malloch	Facility improvements - hydration station installation	C	8,689	8,689		potential funding
Manchester	Facility improvements - carpet admin area	C	4,920	4,920		
Manchester	Safety/security - security camera system installation	C	96,820	96,820		
Manchester	Safety/security - install pole lighting for parking lot	C	30,986	30,986		
Manchester	HVAC - multi-purpose room	D	1,024,200	120,890		
Manchester	Facility improvements - hydration station installation	D	10,000	0		potential funding
Mayfair	Safety/security - security camera system installation	C	91,553	91,553		
Mayfair	Safety/security - install pole lighting for parking lot	C	31,125	31,125		
Mayfair	Facility improvements - hydration station installation	I	18,000	180		potential funding
McCardle	Safety/energy conservation - lighting improvements	C	37,938	37,938		
McCardle	Safety/security - security camera system installation	C	110,310	110,310		
McCardle	Facility infrastructure improvements - EMS controls	C	42,063	42,063		
McCardle	Facility improvements - hydration station installation	I	18,000	812		potential funding
McLane	Modernization - library	I	2,535,802	477,914		
McLane	Baseball and softball fields improvements	C	4,047,552	4,047,552		
McLane	Athletic facilities - new aquatic complex	I	4,566,801	4,078,712		
McLane	Athletic facilities - new concrete tennis courts	D	2,325,000	74,846		
McLane	Facility infrastructure improvements - install gym scoreboards	C	38,984	38,984		
McLane	Facility infrastructure improvements - install gym audio/video	C	47,092	47,092		
McLane	Athletic facility improvements - Stadium synthetic turf and related improvements	C	2,972,326	2,972,326		
McLane	Facility infrastructure improvements - replace stadium scoreboard	D	350,000	62,052		
McLane	Facility improvements - Fitness/Weight Room	C	130,197	130,197		
McLane	Modernization - CTE facilities	D	1,229,663	138,458		funded approval
McLane	Facility improvements - infrastructure and campus environment	C	986,487	986,487		
McLane	Facility infrastructure improvements - boiler replacement	C	319,170	319,170		
McLane	Facility infrastructure improvements - upgrade fire alarm	P	2,270,000	146,530		
Muir	Safety/energy conservation - lighting improvements	C	68,709	68,709		
Muir	Safety/security - security camera system installation	C	93,507	93,507		
Muir	Facility improvements - hydration station installation	I	18,000	559		potential funding
Multi-site	Facility infrastructure improvements - energy conservation projects	I	840,000	46,153		
Norseman	Facility improvements - carpet replacement	C	5,322	5,322		
Norseman	Safety/security - security camera system installation	C	117,082	117,082		
Norseman	Safety/security - install pole lighting for parking lot	C	32,800	32,800		
Norseman	Facility infrastructure improvements - replace PA system	C	40,547	40,547		
Norseman	Facility infrastructure improvements - replace wood subfloor	C	17,848	17,848		
Norseman	Facility improvements - hydration station installation	C	5,348	5,348		potential funding
Norseman	Facility infrastructure improvements - re-roof gym multi-purpose room	D	50,000	242		
Olmos	Safety/energy conservation - lighting improvements	C	58,057	58,057		
Olmos	Safety/security - security camera system installation	C	99,623	99,623		
Olmos	Facility improvements - hydration station installation	I	13,000	432		potential funding
Phoenix Elementary	Portable classrooms for enrollment & programs	I	924,912	803,109		
Phoenix Elementary	Safety/security - security camera system installation	C	92,613	92,613		
Phoenix Elementary	Facility improvements - hydration station installation	D	10,000	15,388		potential funding
Phoenix Secondary	New school	I	14,298,726	13,900,343		
Powers	Facility infrastructure improvements - replace restroom partitions	C	11,142	11,142		
Powers	Safety/security - security camera system installation	C	93,797	93,797		

MEASURE X PROJECT/EXPENDITURE REPORT

Presented to Citizens' Bond Oversight Committee
as of May 2020

Status
P = Planned
D = In Design
I = In Construction
C = Complete



DRAFT

School	Specific Work	Status	Estimated/Final Bond Cost	Total Project Obligation	Federal Funding	State Funding *
Powers	Safety/energy conservation - lighting improvements	C	36,136	36,136		
Powers	Facility infrastructure improvements - replace PA system	C	37,350	37,350		
Powers	Facility improvements - hydration station installation	C	8,315	8,315		potential funding
Powers/Ginsburg	HVAC - multi-purpose room	D	1,029,200	136,962		
Pyle	Safety/security - security camera system installation	C	92,115	92,115		
Pyle	Safety/security - install fencing	I	85,000	0		
Pyle	HVAC - multi-purpose room	I	475,000	438,464		
Pyle	Facility infrastructure improvements - irrigation system	C	98,183	98,183		
Pyle	Facility infrastructure improvements - install marquee sign	C	16,601	16,601		
Pyle	Facility improvements - hydration station installation	I	13,000	180		potential funding
Pyle	Facility infrastructure improvements - play structure	C	82,226	82,226		
Rata	Modernization - construction	C	6,715,448	6,715,448		application submitted
Robinson	Facility improvements - new accessible restroom	P	50,000	0		
Robinson	Safety/security - security camera system installation	C	74,634	74,634		
Robinson	Safety/security - fence installation	C	7,700	7,700		
Robinson	Safety/security - install pole lighting for parking lot	C	24,868	24,868		
Robinson	Facility improvements - hydration station installation	I	18,000	180		potential funding
Robinson	Facility infrastructure improvements - irrigation system	D	4,500	3,257		
Robinson	Facility infrastructure improvements - play structure	I	200,000	59,893		
Roeding	Safety/security - security camera system installation	C	99,699	99,699		
Roeding	Safety/energy conservation - lighting improvements	C	36,831	36,831		
Roeding	HVAC - multi-purpose room	I	897,316	639,273		
Roeding	Facility infrastructure improvements - heat pump replacement	C	21,812	21,812		
Roeding	Facility infrastructure improvements - replace PA system	C	35,485	35,485		
Roeding	Facility improvements - hydration station installation	C	8,442	8,442		potential funding
Roosevelt	Modernization - design services	D	1,680,000	948,353		potential funding
Roosevelt	Cafeteria Modernization - construction	I	4,800,000	4,523,768		
Roosevelt	Baseball and softball fields improvements	C	2,899,236	2,899,236		
Roosevelt	Athletic facilities - new aquatic complex	C	754,282	754,282		
Roosevelt	Facility infrastructure improvements - replace softball outfield fencing	C	9,287	9,287		
Roosevelt	Facility infrastructure improvements - install gym scoreboards	C	40,640	40,640		
Roosevelt	Facility infrastructure improvements - install gym audio/video	C	43,988	43,988		
Roosevelt	Facility improvements - new track & field complex bleachers	I	625,000	60,171		
Roosevelt	Facility improvements - Fitness/Weight Room	C	85,536	85,536		
Roosevelt	New facilities - establish CTE project feasibility	P	25,200	18,000		
Roosevelt	Facility infrastructure improvements - irrigation system	D	12,500	10,252		
Roosevelt	Facility infrastructure improvements - gym interior paint	C	24,350	24,350		
Rowell	Safety/energy conservation - lighting improvements	C	41,333	41,333		
Rowell	Safety/security - security camera system installation	C	121,891	121,891		
Rowell	Safety/security improvement - automatic gate and fencing	C	52,463	52,463		
Rowell	Facility improvements - hydration station installation	C	6,757	6,757		potential funding
Scandinavian	Student Support Facilities - improve accessibility to nurse's office	D	30,000	12,308		
Scandinavian	Safety/energy conservation - lighting improvements	C	39,157	39,157		
Scandinavian	HVAC - multi-purpose room	D	991,320	90,877		
Scandinavian	Facility infrastructure improvements - irrigation system	D	11,000	9,530		
Service Center	Facility improvements - automotive lift replacement	D	725,000	23,115		
Service Center	Facility improvements - replace evaporative coolers in auto shop	D	75,000	759		

MEASURE X PROJECT/EXPENDITURE REPORT

Presented to Citizens' Bond Oversight Committee
as of May 2020

Status
P = Planned
D = In Design
I = In Construction
C = Complete



DRAFT

School	Specific Work	Status	Estimated/Final Bond Cost	Total Project Obligation	Federal Funding	State Funding *
Sequoia	Safety/energy conservation - lighting improvements	C	14,133	14,133		
Slater	Facility improvements - hydration station installation	C	8,489	8,489		potential funding
Starr	Classroom improvements - SPED/Inclusion	I	272,971	250,487		
Starr	Safety/security - security camera system installation	C	100,892	100,892		
Starr	Facility improvements - hydration station installation	C	8,557	8,557		potential funding
Starr	Facility infrastructure improvements - exterior painting	C	64,833	64,833		
Storey	Facility improvements - carpet & foundation replacement	C	14,788	14,788		
Storey	Safety/security - security camera system installation	C	103,535	103,535		
Storey	Facility infrastructure improvements - boiler replacement	C	219,097	219,097		
Storey	Facility improvements - hydration station installation	I	13,000	180		potential funding
Sunnyside	Classroom improvements - create additional teaching spaces	I	130,000	81,692		
Sunnyside	Baseball and softball fields improvements	D	1,300,000	76,358		
Sunnyside	Facility infrastructure improvements - install gym scoreboards	C	42,120	42,120		
Sunnyside	Facility infrastructure improvements - install gym audio/video	C	39,264	39,264		
Sunnyside	Facility improvements - Fitness/Weight Room	C	80,492	80,492		
Sunnyside	Facility infrastructure improvements - stadium scoreboard ad panels	I	91,000	53,806		
Sunnyside	Facility improvements - resurface and repair track	D	570,000	5,900		
Sunnyside	Athletic facility improvements - Stadium synthetic turf and related improvements	D	2,100,000	176,745		
Sunnyside	New facilities - CTE	P	0	0		
Sunnyside	Safety/security - locking system improvements	C	71,550	71,550		
Sunnyside	Safety/security improvement - fencing	C	82,103	82,103		
Sunnyside	Facility infrastructure improvements - irrigation - booster pump station	C	285,265	285,265		
Sunnyside	Facility infrastructure improvements - replace PA system	I	60,000	34,447		
Sunnyside	Facility infrastructure improvements - irrigation system	D	18,000	16,766		
Sunnyside	Facility infrastructure improvements - replace stadium scoreboard	C	341,435	341,435		
Sunnyside	Portable classrooms for enrollment & programs	I	1,241,200	1,046,754		
Sunset	Safety/energy conservation - lighting improvements	C	36,560	36,560		
Sunset	Safety/security - security camera system installation	C	93,734	93,734		
Sunset	Facility infrastructure improvements - exterior painting	C	59,833	59,833		
Sunset	Facility infrastructure improvements - install marquee sign	C	20,521	20,521		
Sunset	Facility improvements - hydration station installation	C	7,252	7,252		potential funding
Tehipite	Gym bleachers	C	167,477	167,477		
Tehipite	Facility improvements - athletic lockers replacement	C	298,419	298,419		
Tehipite	Safety/energy conservation - lighting improvements	C	39,220	39,220		
Tehipite	Safety/energy conservation - lighting improvements	C	165,440	165,440		
Tehipite	Facility infrastructure improvements - replace PA system	C	39,170	39,170		
Tehipite	Facility infrastructure improvements - irrigation system	P	8,500	6,155		
Tenaya	Safety/security - locking system improvements	C	13,152	13,152		
Tenaya	Safety/energy conservation - lighting improvements	C	44,699	44,699		
Tenaya	Facility infrastructure improvements - irrigation system	C	659,163	659,163		
Terronez	Facility infrastructure improvements - playcourt/tennis court asphalt reconstruction	C	561,339	561,339		
Terronez	Facility infrastructure improvements - replace MUA controller	C	19,398	19,398		
Terronez	Facility infrastructure improvements - irrigation system	D	12,000	10,252		
Terronez	Facility infrastructure improvements - exterior painting	C	213,873	213,873		
Thomas	Student Support Facilities- create new office for vice principal	C	17,940	17,940		
Thomas	Safety/energy conservation - lighting improvements	C	42,632	42,632		
Thomas	Safety/security - security camera system installation	C	111,296	111,296		

MEASURE X PROJECT/EXPENDITURE REPORT

Presented to Citizens' Bond Oversight Committee

as of May 2020

Status

P = Planned

D = In Design

I = In Construction

C = Complete



DRAFT

School	Specific Work	Status	Estimated/Final Bond Cost	Total Project Obligation	Federal Funding	State Funding *
Thomas	Facility improvements - hydration station installation	I	18,000	180		potential funding
Tioga	Safety/energy conservation - lighting improvements	C	48,194	48,194		
Tioga	Facility infrastructure improvements - boiler replacement	C	150,275	150,275		
Tioga	Facility infrastructure improvements - irrigation system	D	8,000	6,023		
Turner	Safety/security - security camera system installation	C	127,187	127,187		
Turner	Facility improvements - hydration station installation	I	18,000	180		potential funding
Vang Pao	Portable classrooms for enrollment & programs	I	547,906	452,463		
Vang Pao	Safety/security - security camera system installation	C	99,972	99,972		
Vang Pao	Facility improvements - hydration station installation	I	13,000	306		potential funding
Ventura & 10th	New Facilities - Ventura / 10th	C	1,569,866	1,569,866		
Ventura & 10th	New Facilities - Ventura / 10th site demo	C	2,030,173	2,030,173		
Viking	Classroom improvements - add partition walls for group teaching spaces	C	23,590	23,590		
Viking	Facility improvements - carpet & foundation replacement room 21	C	239	239		
Viking	Facility improvements - carpet & foundation replacement room 29	C	16,341	16,341		
Viking	Portable classrooms for enrollment & programs	I	2,346,981	1,591,161		
Viking	Safety/energy conservation - lighting improvements	C	41,748	41,748		
Viking	Safety/security - security camera system installation	C	104,478	104,478		
Viking	HVAC - multi-purpose room	C	541,977	541,977		
Viking	Facility infrastructure improvements - chiller replacement	C	247,456	247,456		
Viking	Facility infrastructure improvements - replace PA system	C	39,190	39,190		
Viking	Facility infrastructure improvements - install marquee sign	C	18,692	18,692		
Viking	Facility improvements - hydration station installation	C	6,816	6,816		potential funding
Vinland	Safety/security - security camera system installation	C	91,103	91,103		
Vinland	Safety/security - install pole lighting for parking lot	C	23,601	23,601		
Vinland	HVAC - multi-purpose room	C	597,648	597,648		
Vinland	Facility infrastructure improvements - install play structure	C	145,635	145,635		
Vinland	Safety/security improvement - north parking lot drop off/pick up zone	I	646,100	197,046		
Vinland	Facility improvements - hydration station installation	I	13,000	369		potential funding
Wawona	Facility improvements - new restroom and classroom upgrades for Dual Immersion program	I	8,267,313	7,895,037		
Wawona	Long range master plan	D	53,500	37,000		
Wawona	Facility improvements - hydration station installation	C	3,658	3,658		
Wawona	Facility infrastructure improvements - replace restroom partitions	C	26,109	26,109		
Wawona	Facility infrastructure improvements - irrigation system	D	8,500	6,290		
Webster	Safety/security - security camera system installation	C	88,262	88,262		
Webster	Safety/energy conservation - lighting improvements	C	32,586	32,586		
Webster	Facility infrastructure improvements - irrigation system	D	6,500	4,708		
Webster	Facility improvements - hydration station installation	I	13,000	180		potential funding
Williams	Safety/security - security camera system installation	C	94,740	94,740		
Williams	Safety/energy conservation - lighting improvements	C	28,832	28,832		
Williams	Facility improvements - hydration station installation	I	13,000	306		potential funding
Williams	Facility infrastructure improvements - exterior painting	C	61,297	61,297		
Wilson	Portable classrooms for enrollment & programs	I	670,329	635,760		
Wilson	Safety/energy conservation - lighting improvements	C	50,858	50,858		
Wilson	Safety/security - security camera system installation	C	117,150	117,150		
Wilson	Safety/security - locking system improvements	P	50,000	24,243		
Wilson	Facility infrastructure improvements - heat pump replacement	C	15,138	15,138		
Wilson	Facility improvements - hydration station installation	C	7,131	7,131		potential funding

MEASURE X PROJECT/EXPENDITURE REPORT

Presented to Citizens' Bond Oversight Committee
as of May 2020

Status
P = Planned
D = In Design
I = In Construction
C = Complete



DRAFT

School	Specific Work	Status	Estimated/Final Bond Cost	Total Project Obligation	Federal Funding	State Funding *
Winchell	Safety/energy conservation - lighting improvements	C	41,786	41,786		
Winchell	Safety/security - security camera system installation	C	86,605	86,605		
Winchell	Safety/security - debris removal	C	9,709	9,709		
Winchell	Facility infrastructure improvements - irrigation system	D	8,500	8,346		
Winchell	Facility improvements - hydration station installation	I	13,000	180		potential funding
Wishon	Facility improvements - carpet & foundation replacement	C	14,788	14,788		
Wishon	Safety/energy conservation - lighting improvements	C	57,910	57,910		
Wishon	Safety/security - security camera system installation	C	112,274	112,274		
Wishon	HVAC - multi-purpose room	D	997,320	92,087		
Wishon	Facility infrastructure improvements - chiller and boiler replacement	C	327,757	327,757		
Wishon	Facility infrastructure improvements - replace PA system	C	24,175	24,175		
Wishon	Facility improvements - hydration station installation	C	10,342	10,342		potential funding
Wolters	Safety/energy conservation - lighting improvements	C	48,303	48,303		
Wolters	Safety/security - security camera system installation	C	84,974	84,974		
Wolters	Facility infrastructure improvements - heat pump replacement	C	55,328	55,328		
Wolters	Facility improvements - hydration station installation	C	10,299	10,299		potential funding
Yokomi	Safety/energy conservation - lighting improvements	C	34,586	34,586		
Yokomi	Safety/security - security camera system installation	C	91,779	91,779		
Yokomi	Facility improvements - hydration station installation	C	7,201	7,201		potential funding
Yokomi	Facility infrastructure improvements - irrigation system	D	4,500	3,497		
Yokomi	Facility infrastructure improvements - exterior painting	C	70,769	70,769		
Yosemite	Gym bleachers	C	296,642	296,642		
Yosemite	Facility infrastructure improvements - replace lockers	C	380,966	380,966		
Yosemite	Safety/energy conservation - lighting improvements	C	43,768	43,768		
Yosemite	HVAC - multi-purpose room	C	501,631	501,631		
Yosemite	Facility infrastructure improvements - irrigation system	D	5,000	3,497		
	Future Measure X projects		11,265,153	0		
CHANGE IN STATUS FROM LAST REPORT (February 2020)			225,000,000	121,447,185	0	3,001,772

Planned

Districtwide Safety/security - elementary parking lot study

In Design

Cooper Facility infrastructure improvements - replace MPR & kitchen flooring
Hoover Modernization - CTE facilities Media Arts
Hoover Modernization - CTE facilities Building Trades
Scandinavian Student Support Facilities - improve accessibility to nurse's office
Service Center Facility improvements - replace evaporative coolers in auto shop

In Construction

Anthony Facility improvements - hydration station installation
Ayer Facility improvements - hydration station installation
Aynsworth Facility improvements - hydration station installation
Bakman Facility improvements - hydration station installation
Balderas Facility improvements - hydration station installation
Birney Facility infrastructure improvements - play structure

MEASURE X PROJECT/EXPENDITURE REPORT

Presented to Citizens' Bond Oversight Committee
as of May 2020

Status
P = Planned
D = In Design
I = In Construction
C = Complete



DRAFT

School	Specific Work	Status	Estimated/Final Bond Cost	Total Project Obligation	Federal Funding	State Funding *
--------	---------------	--------	------------------------------	--------------------------	-----------------	-----------------

In Construction - continued

Calwa	Facility improvements - hydration station installation
Centennial	Facility improvements - hydration station installation
Computech	Safety/security - breezeway plaster repair
Ericson	Facility improvements - hydration station installation
Ewing	Facility improvements - hydration station installation
Figarden	Facility infrastructure improvements - play structure
Forkner	Facility improvements - hydration station installation
Fresno	Facility improvements - new track & field complex bleachers
Fresno	New facilities - CTE
Gibson	Facility infrastructure improvements - play structure
Greenberg	Facility improvements - hydration station installation
Heaton	Facility improvements - hydration station installation
Heaton	Facility infrastructure improvements - play structure
Hidalgo	Facility improvements - hydration station installation
Homan	Facility improvements - hydration station installation
King	Facility infrastructure improvements - play structure
Kirk	Facility improvements - hydration station installation
Kratt	Facility infrastructure improvements - play structure
Lane	Facility improvements - hydration station installation
Leavenworth	Facility improvements - hydration station installation
Lincoln	Facility improvements - hydration station installation
Lowell	Facility improvements - hydration station installation
Mayfair	Facility improvements - hydration station installation
McCardle	Facility improvements - hydration station installation
Muir	Facility improvements - hydration station installation
Multi-site	Facility infrastructure improvements - energy conservation projects
Olmos	Facility improvements - hydration station installation
Pyle	Facility improvements - hydration station installation
Robinson	Facility improvements - hydration station installation
Robinson	Facility infrastructure improvements - play structure
Roosevelt	Cafeteria Modernization - construction
Roosevelt	Facility improvements - new track & field complex bleachers
Storey	Facility improvements - hydration station installation
Thomas	Facility improvements - hydration station installation
Turner	Facility improvements - hydration station installation
Vang Pao	Facility improvements - hydration station installation
Viking	Portable classrooms for enrollment & programs
Vinland	Facility improvements - hydration station installation
Webster	Facility improvements - hydration station installation
Williams	Facility improvements - hydration station installation
Winchell	Facility improvements - hydration station installation

Completed

Aynesworth	Facility infrastructure improvements - multi-purpose room kitchen plumbing replacement
Birney	Facility improvements - hydration station installation

MEASURE X PROJECT/EXPENDITURE REPORT

Presented to Citizens' Bond Oversight Committee
as of May 2020

Status
P = Planned
D = In Design
I = In Construction
C = Complete



DRAFT

School	Specific Work	Status	Estimated/Final Bond Cost	Total Project Obligation	Federal Funding	State Funding *
--------	---------------	--------	---------------------------	--------------------------	-----------------	-----------------

Completed - continued

Burroughs	Facility improvements - hydration station installation
Columbia	Facility improvements - hydration station installation
Del Mar	Facility improvements - hydration station installation
Easterby	Facility improvements - hydration station installation
Eaton	Facility improvements - hydration station installation
Figarden	Facility improvements - hydration station installation
Fremont	Facility improvements - hydration station installation
Gibson	Facility improvements - hydration station installation
Greenberg	Facility infrastructure improvements - chiller replacement
Holland	Facility improvements - hydration station installation
Jefferson	Facility improvements - hydration station installation
Kratt	Facility improvements - hydration station installation
Lawless	Facility improvements - hydration station installation
Malloch	Facility improvements - hydration station installation
McLane	Baseball and softball fields improvements
McLane	Facility infrastructure improvements - install gym audio/video
Norseman	Facility improvements - hydration station installation
Powers	Facility improvements - hydration station installation
Roeding	Facility improvements - hydration station installation
Roosevelt	Facility infrastructure improvements - gym interior paint
Rowell	Facility improvements - hydration station installation
Slater	Facility improvements - hydration station installation
Starr	Facility improvements - hydration station installation
Sunset	Facility improvements - hydration station installation
Ventura & 10th	New Facilities - Ventura / 10th site demo
Wilson	Facility improvements - hydration station installation
Wolters	Facility improvements - hydration station installation
Yokomi	Facility improvements - hydration station installation

Other Projects in Design - State Facility Program Funding (from previous projects)

School	Specific Work	Status	Estimated Project Cost	Total Project Obligation
Bullard	Safety/security - fencing (design only)	D	347,000	89,251
Edison	Facility improvements - acoustical improvements to multi-purpose room (design only)	D	408,000	224,200
Fresno	Athletic facilities - gym addition (design only)	D	757,000	-
McLane	Athletic facilities - gym addition (design only)	D	757,000	399,795
McLane	Planning for electrical improvements	P	297,250	
Ventura/10th	Planning for North site academic program	D	1,500,000	63,704



Crowe LLP
Independent Member Crowe Global

REPORT OF INDEPENDENT ACCOUNTANTS
ON APPLYING AGREED-UPON PROCEDURES

Board of Education and
Independent Citizens' Bond Oversight
Committee
Fresno Unified School District
Fresno, California

We have performed the procedures enumerated in Attachment II, which were agreed to by Fresno Unified School District (the "District") and the Independent Citizens' Bond Oversight Committee for Measure X (the "Committee"), solely to assist the Committee in evaluating District management's assertions concerning expenditures of bond funds for the period January 1, 2020 through March 31, 2020. This agreed-upon procedures engagement was performed in accordance with attestation standards established by the American Institute of Certified Public Accountants. The sufficiency of these procedures is solely the responsibility of the District and the Committee. Consequently, we make no representation regarding the sufficiency of the procedures described in Attachment II either for the purpose for which this report has been requested or for any other purpose.

Background information related to the bonds is included in Attachment I. The procedures performed and conclusions reached as a result of these procedures are identified in Attachment II.

We were not engaged to, and did not, perform an examination, the objective of which would be the expression of an opinion on management's assertions. Accordingly, we do not express such an opinion. Had we performed other procedures, other matters might have come to our attention that would have been reported to you.

This report is intended solely for the use of Fresno Unified School District and the Independent Citizens' Bond Oversight Committee for Measure X and should not be used by those who have not agreed to the procedures and taken responsibility for the sufficiency of the procedures for their purposes.


Crowe LLP

Sacramento, California
May 18, 2020

FRESNO UNIFIED SCHOOL DISTRICT
MEASURE X GENERAL OBLIGATION BONDS
BACKGROUND INFORMATION

LEGISLATIVE HISTORY

On November 7, 2000, California voters approved Proposition 39, the Smaller Classes, Safer Schools and Financial Accountability Act. Proposition 39 amended portions of the California Constitution to provide for the issuance of general obligation bonds by school districts, "for the construction, reconstruction, rehabilitation or replacement of school facilities, including the furnishing and equipping of school facilities, or the acquisition or lease of real property for school facilities", upon approval by 55% of the electorate.

FRESNO UNIFIED SCHOOL DISTRICT MEASURE X GENERAL OBLIGATION BONDS

On November 8, 2016, the electorate of the Fresno Unified School District approved the issuance of up to \$225,000,000 in general obligation bonds with greater than 55% of the votes in favor. The abbreviated text of the ballot language was as follows:

"To attract / retain quality teachers and repair / upgrade schools by:

- Improving classrooms, career-technical facilities, science labs, technology;*
- Repairing deteriorating restrooms, plumbing, air conditioning, wiring;*
- Removing asbestos / lead hazards;*
- Upgrading security cameras, lighting, fencing, fire safety;*
- Renovating, building, acquiring facilities / equipment;*
- Securing State funds;*

Shall Fresno Unified School District issue \$225 million in bonds, at legal rates, requiring audits, citizens' oversight, no money for administrators' salaries, all funds spent locally?"

The project list identified in the ballot language was specified in greater detail by the District's Board of Education.

In May 2018, the District issued Measure X General Obligation Bonds, Series A, in the amount of \$59,996,623.

In August 2019, the District issued Measure X General Obligation Bonds, Series B, in the amount of \$75,000,000.

FRESNO UNIFIED SCHOOL DISTRICT
MEASURE X GENERAL OBLIGATION BONDS
PROCEDURES PERFORMED AND CONCLUSIONS

PROCEDURES PERFORMED

Fresno Unified School District provided a list of all Measure X project expenditures from January 1, 2020 through March 31, 2020 (the "List"). An approximate total of 665 items were identified representing \$6,339,996 in expenditures. We performed the following procedures to the List of Measure X bond expenditures:

- Verified the mathematical accuracy of the List.
- Selected a sample of 25 expenditures totaling \$1,604,572. The sample was selected to provide a representation across all construction projects, vendors and expenditure amounts. The sample represented approximately 3.8% of the total number of expenditures and approximately 25.3% of the total expenditure value. Obtained purchase orders and invoices for each of the 25 expenditures; verified that the expenditures properly charged to the location indicated, were properly coded as to the nature of the expenditure and were made for the acquisition and construction of school facilities, including the furnishing and equipping of school facilities, and that funds were not spent for administrative salaries.

CONCLUSIONS

- The List was mathematically accurate.
- Each of the 25 expenditures tested represented valid Bond expenditures, were properly charged to the location indicated, were properly coded as to the nature of the expenditure and were determined to represent acquisition and construction of school facilities, including the furnishing and equipping of school facilities, and were not spent for administrative salaries.

Fresno Unified School District
Board Communication

BC Number OS-1

From the Office of the Superintendent
To the Members of the Board of Education
Prepared by: Karin Temple, Chief Operating Officer
Cabinet Approval: 

Date: May 01, 2020

Phone Number: 457-3134

Regarding: Facility Improvement Projects Update

The purpose of this communication is to provide the Board information regarding Measure X and Measure M projects, potential impacts of the pandemic on project implementation, and the status of CTE projects and grant applications.

Measure X

Attached is the most recent Measure X Potential Projects Tracking Log, with updated projected Board award dates and total estimated project costs. The planned softball/baseball facility improvements at Bullard, Edison and Sunnyside were pushed to a late winter targeted Board award to commence the projects after conclusion of the sports seasons. This also reduces demands on the Purchasing team.

Measure M

On November 20, 2019 the Board approved priority projects for Measure M investment. Targeted timelines for potential Measure M projects are being developed in alignment with considerations for Measure M project recommendations: baseline campus expectations; facilities needed for program changes/expansion; suitability of facilities for programs; facility/system age, condition and expected life cycle; alignment with high school master plans; facility condition data; safety/security needs; and staff and community needs. Project implementation will depend on funding availability and Board approval.

Consistent with the Measure M priority to invest in outdated/unsuitable classrooms, the first Measure M project in design development is improvement of classrooms and a science lab at Yosemite Middle School. When modernization work was done at Yosemite in the mid-2000s, funding limitations resulted in the exclusion of two classroom wings and a lab classroom. The new project will bring those facilities to the same level as the previously modernized classrooms. Also underway is initial conceptual design of a new cafeteria for Ericson Elementary School.

Adoption of a resolution certifying the results of the Measure M election is recommended on the May 6, 2020 Board meeting agenda. Measure M received 60% voter approval.

Impact of COVID-19

The current conditions may impact the construction industry, including local projects. For some school projects, there is a benefit to building or performing maintenance/repair work while campuses are not occupied and contractors do not have to work around school schedules and activities. However, the pandemic also presents challenges to the construction industry:

- There may be impacts on construction project bid pricing, as contractors face uncertainties.

- Division of the State Architect timelines are being extended, as the staff adjusts to working remotely and processes such as “over the counter” approvals are not currently available.
- There may be delay or disruption to the building materials supply chain, particularly for non-domestic materials.
- At any time, a project could experience a temporary stoppage to address health and safety concerns. All Fresno Unified contractors have received formal notification of required job site safety measures, which include physical distancing and use of personal protective equipment.

Project design timelines are currently unchanged, as local architect and engineer professionals continue servicing Fresno Unified and surrounding districts.

CTE Projects and Funding

Subsequent to the Board’s action to prioritize potential Measure M projects, the likelihood of receiving State grant funding for CTE projects at Edison and Sunnyside increased, based on grant application scoring results. The Edison and Sunnyside projects were not identified for Measure M funding; therefore, they would need to be prioritized by the Board to move forward.

The charts below provide the status of CTE grants and projects.

Grants Received

High School	CTE Sector	Grant Amount	Est. / Actual Cost	Project Status
Duncan (new)	Bldg & Const	\$1.2M		
Duncan (new)	Transportation	\$2.9M		
Duncan (mod)	Manufacturing	\$1.1M		
<i>Duncan total – for 3 sectors</i>		\$5.2M	\$12.4M	Project complete and occupied
Duncan (new)	Health/Med Tech	\$3.0M	\$18.1M	Project not prioritized for bond
Fresno (new)*	Bldg & Const	\$1.9M		
Fresno (new)*	Arts/Media/Ent	\$.5M		
<i>Fresno total – for 2 sectors</i>		\$2.4M	\$8.1M	Board approved project 4/01/2020
Hoover (mod)	Arts/Media/Ent	\$.6M	\$1.9M	Targeted Board award 8/12/2020
Hoover (mod)	Bldg & Const	\$.9M	\$2.0M	Targeted Board award 12/09/2020
<i>Hoover total – for 2 sectors</i>		\$1.5M	\$3.9M	
McLane (mod)	Arts/Media/Ent	\$.6M	\$1.2M	Targeted Board award 8/12/2020

Grant Applications in Process

High School	Project Type	Grant Amount	Est. Project Cost	Project Status
Edison (new)	Eng/Architecture	\$1.7M		
Edison (new)	Health/Med Tech	\$3.0M		
Edison (new)	Info/Comm	\$1.6M		

<i>Edison total – for 3 sectors</i>		\$6.3M	\$15.8M	Qualified for potential grant; project not prioritized by Board for bond
Fresno (new)*	Eng/Architecture	\$1.9M	\$4.5M	Board approved project 4/01/2020
Sunnyside (new)	Health/Med Tech	\$3.0M	\$7.8M	Qualified for potential grant; project not prioritized by Board for bond

*Total estimated project cost for Fresno High CTE building is prorated between the three sectors based on building square footage.

Board Member Input on Projects

As requested, staff will provide opportunities for Board members to understand and provide input on projects in development. In the coming weeks, Board members will be contacted to ascertain interest in scheduling time to remotely review planning for projects in the conceptual design phase: Fresno High auxiliary gym; McLane auxiliary gym; and Bullard perimeter fencing.

If you have questions or need further information, please contact Karin Temple at 457-3134 or Alex Belanger at 457-6126.

Approved by Superintendent
Robert G. Nelson Ed.D.



Date: 05/01/2020

Measure X Potential Projects Tracking Log

Updated April 30, 2020

- Projected Board award date subject to the planning, design, and state approval processes that precede bidding and Board award
- Estimated project costs are preliminary, rough order-of-magnitude projections based on current information

Project	Projected Board Award Date	Total Estimated Project Cost
<i>Recommended Priority Projects</i>		
Juan Felipe Herrera Elementary School	6/10/2020	\$ 46,800,000
CTE Facilities - McLane High	8/12/2020	\$ 1,300,000
CTE Facilities - Hoover High	8/12/20 (Arts/Media/Ent) 12/9/20 (Bldg & Const Trades)	\$ 3,900,000
Ewing Portable Replacement/Early Learning Complex, Site/Accessibility Improvements	9/9/2020	\$ 4,500,000
Edison Auxiliary Gym + Gym/Locker Rooms Modernization	9/16/2020 (Auxiliary Gym) Spring 2021 (Modernization)	\$ 14,000,000
Bullard Fencing & Security Improvements	11/4/2020	\$ 2,000,000
Edison Cafeteria Improvements for Music Performance	1/13/2021	\$ 1,500,000
Jackson Cafeteria Reconstruction (with air conditioning)	1/13/2021	\$ 4,500,000
Cafeteria Air Conditioning - Centennial, Dailey, Scandinavian, Wishon	2/17/2021	\$ 3,156,875
Softball/Baseball Facility Improvements - Bullard	2/17/2021	\$ 3,700,000
Softball/Baseball Facility Improvements - Edison	2/17/2021	\$ 2,000,000
Softball/Baseball Facility Improvements - Sunnyside	2/17/2021	\$ 1,300,000
Hoover Event Center HVAC Improvements	2/17/2021	\$ 1,600,000
Del Mar Cafeteria Reconstruction (with air conditioning)	4/7/2021	\$ 6,000,000
Fresno High Auxiliary Gym and Weight Room	5/5/2021	\$ 9,500,000
McLane Auxiliary Gym and Tennis Court Replacement	5/5/2021	\$ 11,300,000
Roosevelt Modernization, Phase II	10/6/2021	\$ 16,500,000
Access Improvements / Confidential Student Support Spaces	ongoing	\$ 5,300,000
Safety & Security Improvements	ongoing	\$ 6,800,000
Deferred Maintenance & Small Capital Projects (through 2021/22)	ongoing	\$ 18,500,000

Fresno Unified School District
Board Agenda Item

Board Meeting Date: May 06, 2020

AGENDA ITEM A-5

AGENDA SECTION: A

(A – Consent, B – Discussion, C – Receive, Recognize/Present)

ACTION REQUESTED: Adopt

(Adopt, Approve, Discuss, Receive, etc.)

TITLE AND SUBJECT: Adopt Resolution 19-39, to Certify Measure M Bond Election and Designate Existing Citizens' Bond Oversight Committee to Act as Such for Measure M

ITEM DESCRIPTION: Included in the Board binders and recommended for adoption is Resolution 19-39, certifying the results of the March 3, 2020 Measure M Bond Election to the Fresno County Board of Supervisors in accordance with Education Code section 15274. Measure M was approved by 60% of the voters and has been certified by the Fresno County Clerk.

Pursuant to Proposition 39 approved by California voters on November 7, 2000, and Education Code section 15278, Resolution 19-39 designates the existing Citizens' Bond Oversight Committee (CBOC) to serve as the oversight body for Measure M. The CBOC currently provides expenditure oversight for Measure Q (2010) and Measure X (2016).

FINANCIAL SUMMARY: There is no fiscal impact to the district.


PREPARED BY: Karin Temple,
Chief Operating Officer

DIVISION: Operational Services
PHONE NUMBER: (559) 457-3134

CABINET APPROVAL: Karin Temple,
Chief Operating Officer

SUPERINTENDENT APPROVAL:





RESOLUTION NO. 19-39

**RESOLUTION OF THE BOARD OF EDUCATION OF THE
FRESNO UNIFIED SCHOOL DISTRICT CERTIFYING TO THE
BOARD OF SUPERVISORS OF FRESNO COUNTY ALL
PROCEEDINGS IN THE MARCH 3, 2020 GENERAL OBLIGATION
BOND ELECTION, AND ESTABLISHING A CITIZENS OVERSIGHT
COMMITTEE FOR MEASURE M BONDS**

WHEREAS, the Board of Education (the "Board") of the Fresno Unified School District (the "District") adopted its Resolution No. 19-24 on November 20, 2019, ordering an election for general obligation bonds which was held in the District on March 3, 2020 (the "Bond Election") under the provisions of Proposition 39, the Smaller Classes, Safer Schools and Financial Accountability Act, approved by California voters on November 7, 2000 ("Proposition 39"); and

WHEREAS, the Bond Election was duly held and conducted for the purpose of voting on Measure M, being the ballot measure approving the issuance of general obligation bonds of the District in the amount of \$325,000,000 (the "Measure M Bonds"); and

WHEREAS, the Board has received a canvass and statement of results of the Bond Election from appropriate officials of Fresno County, from which it appears that more than 55% of the votes cast at the Bond Election were in favor of issuing the Measure M Bonds; and

WHEREAS, the Board is required at this time to certify the election results in accordance with Section 15274 of the Education Code; and

WHEREAS, the Board is required by Proposition 39 and Section 15278 of the Education Code to take its action establishing a citizen oversight committee for the Measure M Bonds, and the Board wishes at this time to designate the existing Citizens' Bond Oversight Committee to act as such for the Measure M Bonds;

NOW, THEREFORE, THE BOARD OF EDUCATION OF THE FRESNO UNIFIED SCHOOL DISTRICT DOES HEREBY FIND, DETERMINE AND CERTIFY AS FOLLOWS:

Section 1. Entry of Results in Board Minutes. The Board hereby orders that entry be made upon the minutes of this meeting that Measure M, being the ballot measure authorizing the issuance of the Measure M Bonds, was approved by more than 55% of the votes cast at the Bond Election.

Section 2. Finding of Compliance. The Board hereby finds and determines that all proceedings of the District in connection with the Bond Election have been held, conducted and accomplished according to law.

Section 3. Oversight Committee. The Board has previously established a Citizens' Bond Oversight Committee pursuant to Section 15278 of the Education Code, in connection with prior general obligation bond authorizations of the District. The Board

hereby designates such Citizens' Bond Oversight Committee to serve as the oversight committee for the Measure M Bonds and to perform all of the duties imposed on it as such under Sections 15278 through 15282, inclusive, of the Education Code.

Section 4. Delivery of this Resolution. The Clerk of the Board is hereby requested to deliver a copy of this Resolution to the Fresno County Superintendent of Schools with a request that, under Education Code Section 15274, the County Superintendent deliver a copy of this Resolution, including the Certificate of Election Results attached hereto as Exhibit A, to the Clerk of the Board of Supervisors of Fresno County.

Section 5. Effective Date. This Resolution shall take effect on and after its adoption.

APPROVED, PASSED AND ADOPTED by the Governing Board of the Fresno Unified School District this 6th day of May 2020, by the following vote:

AYES:

NOES:

ABSTAINED:

ABSENT:

I, Keisha Thomas, President of the Fresno Unified School District Governing Board, do hereby certify that the foregoing is full, true, and correct copy of the Resolution passed and adopted by said Board at a regularly scheduled and conducted meeting held on said date, which Resolution is on file in office of said Board.

President of the Board of Education
Fresno Unified School District

I, Valerie F. Davis, Clerk of the Board of Education of the Fresno Unified School District Governing Board, do hereby certify that the foregoing Resolution was regularly introduced and adopted by the Board of Education of the Fresno Unified School District Governing Board at a regular meeting thereof held on the 6th day of May, 2020, by the above described vote of the Governing Board;

IN WITNESS WHEREOF, I have hereunto set my hand and affixed the official seal of the Fresno Unified School District Governing Board this 6th day of May, 2020.

Clerk of the Board of Education
Fresno Unified School District

EXHIBIT A

COUNTY CERTIFICATION OF ELECTION RESULTS AS ATTACHMENT

CERTIFICATE OF COUNTY CLERK TO RESULTS OF THE CANVASS

WITNESS my hand and Official Seal this 2nd day of April, 2020.


BRANDI L. ORTH
County Clerk/Registrar of Voters

COUNTY OF FRESNO
 CONSOLIDATED PRESIDENTIAL PRIMARY ELECTION
 MARCH 3, 2020
 STATEMENT OF VOTE
 FRESNO UNIFIED SCHOOL DISTRICT

Precinct	Registered Voters	Voters Cast	% Turnout
Countywide			
Electionwide			
0000001			
Polling	1,552	113	7.28%
Vote by Mail	1,552	312	20.10%
Total	1,552	425	27.38%
0000002			
Polling	2,299	106	4.61%
Vote by Mail	2,299	438	19.05%
Total	2,299	544	23.66%
0000003			
Polling	1,378	80	5.81%
Vote by Mail	1,378	324	23.51%
Total	1,378	404	29.32%
0000004			
Polling	1,871	100	5.34%
Vote by Mail	1,871	456	24.37%
Total	1,871	556	29.72%
0000005			
Polling	2,129	82	3.85%
Vote by Mail	2,129	461	21.65%
Total	2,129	543	25.50%
0000010			
Polling	2,475	419	16.93%
Vote by Mail	2,475	998	40.32%
Total	2,475	1,417	57.25%

Precinct	Registered Voters	Voters Cast	% Turnout
0000011			
Polling	1,551	219	14.12%
Vote by Mail	1,551	731	47.13%
Total	1,551	950	61.25%
0000012			
Polling	2,192	136	6.20%
Vote by Mail	2,192	567	25.87%
Total	2,192	703	32.07%
0000013			
Polling	1,975	91	4.61%
Vote by Mail	1,975	444	22.48%
Total	1,975	535	27.09%
0000014			
Polling	1,375	93	6.76%
Vote by Mail	1,375	372	27.05%
Total	1,375	465	33.82%
0000015			
Polling	2,236	130	5.81%
Vote by Mail	2,236	610	27.28%
Total	2,236	740	33.09%
0000016			
Polling	2,180	200	9.17%
Vote by Mail	2,180	931	42.71%
Total	2,180	1,131	51.88%
0000017			
Polling	1,459	85	5.83%
Vote by Mail	1,459	428	29.34%
Total	1,459	513	35.16%
0000018			
Polling	1,723	56	3.25%
Vote by Mail	1,723	414	24.03%
Total	1,723	470	27.28%
0000019			
Polling	1,962	127	6.47%
Vote by Mail	1,962	515	26.25%
Total	1,962	642	32.72%

Precinct	Registered Voters	Voters Cast	% Turnout
0000020			
Polling	1,986	128	6.45%
Vote by Mail	1,986	780	39.27%
Total	1,986	908	45.72%
0000021			
Polling	2,120	133	6.27%
Vote by Mail	2,120	663	31.27%
Total	2,120	796	37.55%
0000022			
Polling	1,226	92	7.50%
Vote by Mail	1,226	331	27.00%
Total	1,226	423	34.50%
0000023			
Polling	2,127	132	6.21%
Vote by Mail	2,127	375	17.63%
Total	2,127	507	23.84%
0000024			
Polling	2,267	128	5.65%
Vote by Mail	2,267	734	32.38%
Total	2,267	862	38.02%
0000025			
Polling	2,191	115	5.25%
Vote by Mail	2,191	521	23.78%
Total	2,191	636	29.03%
0000026			
Polling	2,138	123	5.75%
Vote by Mail	2,138	636	29.75%
Total	2,138	759	35.50%
0000027			
Polling	2,467	75	3.04%
Vote by Mail	2,467	582	23.59%
Total	2,467	657	26.63%
0000028			
Polling	1,921	90	4.69%
Vote by Mail	1,921	356	18.53%
Total	1,921	446	23.22%

Precinct	Registered Voters	Voters Cast	% Turnout
0000029			
Polling	2,138	83	3.88%
Vote by Mail	2,138	375	17.54%
Total	2,138	458	21.42%
0000030			
Polling	2,231	84	3.77%
Vote by Mail	2,231	377	16.90%
Total	2,231	461	20.66%
0000031			
Polling	2,131	92	4.32%
Vote by Mail	2,131	433	20.32%
Total	2,131	525	24.64%
0000032			
Polling	2,074	69	3.33%
Vote by Mail	2,074	358	17.26%
Total	2,074	427	20.59%
0000033			
Polling	1,913	73	3.82%
Vote by Mail	1,913	315	16.47%
Total	1,913	388	20.28%
0000034			
Polling	1,695	71	4.19%
Vote by Mail	1,695	320	18.88%
Total	1,695	391	23.07%
0000035			
Polling	1,933	77	3.98%
Vote by Mail	1,933	434	22.45%
Total	1,933	511	26.44%
0000036			
Polling	2,134	101	4.73%
Vote by Mail	2,134	457	21.42%
Total	2,134	558	26.15%
0000037			
Polling	1,339	66	4.93%
Vote by Mail	1,339	333	24.87%
Total	1,339	399	29.80%

Precinct	Registered Voters	Voters Cast	% Turnout
0000042			
Polling	1,626	106	6.52%
Vote by Mail	1,626	385	23.68%
Total	1,626	491	30.20%
0000043			
Polling	2,032	126	6.20%
Vote by Mail	2,032	659	32.43%
Total	2,032	785	38.63%
0000044			
Polling	1,619	82	5.06%
Vote by Mail	1,619	454	28.04%
Total	1,619	536	33.11%
0000046			
Polling	328	11	3.35%
Vote by Mail	328	68	20.73%
Total	328	79	24.09%
0000047			
Polling	6	2	33.33%
Vote by Mail	6	2	33.33%
Total	6	4	66.67%
0000058			
Polling	2,270	96	4.23%
Vote by Mail	2,270	577	25.42%
Total	2,270	673	29.65%
0000059			
Polling	1,914	85	4.44%
Vote by Mail	1,914	426	22.26%
Total	1,914	511	26.70%
0000060			
Polling	377	12	3.18%
Vote by Mail	377	93	24.67%
Total	377	105	27.85%
0000061			
Polling	416	23	5.53%
Vote by Mail	416	91	21.88%
Total	416	114	27.40%

Precinct	Registered Voters	Voters Cast	% Turnout
0000062			
Polling	2,235	126	5.64%
Vote by Mail	2,235	631	28.23%
Total	2,235	757	33.87%
0000063			
Polling	922	53	5.75%
Vote by Mail	922	208	22.56%
Total	922	261	28.31%
0000064			
Polling	1,989	90	4.52%
Vote by Mail	1,989	397	19.96%
Total	1,989	487	24.48%
0000065			
Polling	1,316	91	6.91%
Vote by Mail	1,316	422	32.07%
Total	1,316	513	38.98%
0000066			
Polling	992	46	4.64%
Vote by Mail	992	260	26.21%
Total	992	306	30.85%
0000067			
Polling	2	1	50.00%
Vote by Mail	2	0	0.00%
Total	2	1	50.00%
0000068			
Polling	2,086	165	7.91%
Vote by Mail	2,086	688	32.98%
Total	2,086	853	40.89%
0000069			
Polling	1,244	34	2.73%
Vote by Mail	1,244	277	22.27%
Total	1,244	311	25.00%
0000070			
Polling	1,587	73	4.60%
Vote by Mail	1,587	524	33.02%
Total	1,587	597	37.62%

Precinct	Registered Voters	Voters Cast	% Turnout
0000071			
Polling	1,925	104	5.40%
Vote by Mail	1,925	468	24.31%
Total	1,925	572	29.71%
0000072			
Polling	1,989	82	4.12%
Vote by Mail	1,989	572	28.76%
Total	1,989	654	32.88%
0000073			
Polling	1,816	86	4.74%
Vote by Mail	1,816	629	34.64%
Total	1,816	715	39.37%
0000074			
Polling	1,453	71	4.89%
Vote by Mail	1,453	304	20.92%
Total	1,453	375	25.81%
0000075			
Polling	165	4	2.42%
Vote by Mail	165	36	21.82%
Total	165	40	24.24%
0000076			
Polling	14	0	0.00%
Vote by Mail	14	8	57.14%
Total	14	8	57.14%
0000081			
Polling	1,736	102	5.88%
Vote by Mail	1,736	775	44.64%
Total	1,736	877	50.52%
0000082			
Polling	837	31	3.70%
Vote by Mail	837	206	24.61%
Total	837	237	28.32%
0000083			
Polling	2,529	116	4.59%
Vote by Mail	2,529	1,255	49.62%
Total	2,529	1,371	54.21%

Precinct	Registered Voters	Voters Cast	% Turnout
0000084			
Polling	2,230	159	7.13%
Vote by Mail	2,230	1,046	46.91%
Total	2,230	1,205	54.04%
0000085			
Polling	3,302	199	6.03%
Vote by Mail	3,302	1,977	59.87%
Total	3,302	2,176	65.90%
0000086			
Polling	2,357	156	6.62%
Vote by Mail	2,357	1,054	44.72%
Total	2,357	1,210	51.34%
0000087			
Polling	2,866	150	5.23%
Vote by Mail	2,866	1,555	54.26%
Total	2,866	1,705	59.49%
0000088			
Polling	2,579	144	5.58%
Vote by Mail	2,579	1,040	40.33%
Total	2,579	1,184	45.91%
0000089			
Polling	1,191	48	4.03%
Vote by Mail	1,191	757	63.56%
Total	1,191	805	67.59%
0000090			
Polling	2,081	114	5.48%
Vote by Mail	2,081	645	30.99%
Total	2,081	759	36.47%
0000091			
Polling	2,506	156	6.23%
Vote by Mail	2,506	895	35.71%
Total	2,506	1,051	41.94%
0000092			
Polling	2,196	161	7.33%
Vote by Mail	2,196	772	35.15%
Total	2,196	933	42.49%

Precinct	Registered Voters	Voters Cast	% Turnout
0000093			
Polling	1,512	136	8.99%
Vote by Mail	1,512	362	23.94%
Total	1,512	498	32.94%
0000094			
Polling	2,875	180	6.26%
Vote by Mail	2,875	1,376	47.86%
Total	2,875	1,556	54.12%
0000095			
Polling	2,473	131	5.30%
Vote by Mail	2,473	1,054	42.62%
Total	2,473	1,185	47.92%
0000096			
Polling	760	41	5.39%
Vote by Mail	760	153	20.13%
Total	760	194	25.53%
0000097			
Polling	1,922	96	4.99%
Vote by Mail	1,922	862	44.85%
Total	1,922	958	49.84%
0000098			
Polling	1,653	72	4.36%
Vote by Mail	1,653	640	38.72%
Total	1,653	712	43.07%
0000099			
Polling	2,147	125	5.82%
Vote by Mail	2,147	696	32.42%
Total	2,147	821	38.24%
0000100			
Polling	2,083	117	5.62%
Vote by Mail	2,083	698	33.51%
Total	2,083	815	39.13%
0000101			
Polling	1,007	83	8.24%
Vote by Mail	1,007	230	22.84%
Total	1,007	313	31.08%

Precinct	Registered Voters	Voters Cast	% Turnout
0000102			
Polling	1,381	83	6.01%
Vote by Mail	1,381	428	30.99%
Total	1,381	511	37.00%
0000103			
Polling	1,054	73	6.93%
Vote by Mail	1,054	323	30.65%
Total	1,054	396	37.57%
0000104			
Polling	1,756	95	5.41%
Vote by Mail	1,756	414	23.58%
Total	1,756	509	28.99%
0000148			
Polling	1	0	0.00%
Vote by Mail	1	1	100.00%
Total	1	1	100.00%
0000150			
Polling	1,981	123	6.21%
Vote by Mail	1,981	667	33.67%
Total	1,981	790	39.88%
0000151			
Polling	1,840	122	6.63%
Vote by Mail	1,840	571	31.03%
Total	1,840	693	37.66%
0000152			
Polling	2,405	132	5.49%
Vote by Mail	2,405	955	39.71%
Total	2,405	1,087	45.20%
0000175			
Polling	63	1	1.59%
Vote by Mail	63	44	69.84%
Total	63	45	71.43%
0000176			
Polling	2,021	100	4.95%
Vote by Mail	2,021	664	32.86%
Total	2,021	764	37.80%

Precinct	Registered Voters	Voters Cast	% Turnout
0000177			
Polling	2,097	103	4.91%
Vote by Mail	2,097	552	26.32%
Total	2,097	655	31.24%
0000178			
Polling	203	4	1.97%
Vote by Mail	203	65	32.02%
Total	203	69	33.99%
0000182			
Polling	0	0	N/A
Vote by Mail	0	0	N/A
Total	0	0	N/A
0000183			
Polling	0	0	N/A
Vote by Mail	0	0	N/A
Total	0	0	N/A
0000184			
Polling	2,039	103	5.05%
Vote by Mail	2,039	559	27.42%
Total	2,039	662	32.47%
0000185			
Polling	5	0	0.00%
Vote by Mail	5	4	80.00%
Total	5	4	80.00%
0000186			
Polling	570	14	2.46%
Vote by Mail	570	83	14.56%
Total	570	97	17.02%
0000187			
Polling	1,227	69	5.62%
Vote by Mail	1,227	338	27.55%
Total	1,227	407	33.17%
0000188			
Polling	4	0	0.00%
Vote by Mail	4	1	25.00%
Total	4	1	25.00%

Precinct	Registered Voters	Voters Cast	% Turnout
0000189			
Polling	2,073	106	5.11%
Vote by Mail	2,073	501	24.17%
Total	2,073	607	29.28%
0000195			
Polling	184	9	4.89%
Vote by Mail	184	55	29.89%
Total	184	64	34.78%
0000196			
Polling	54	4	7.41%
Vote by Mail	54	10	18.52%
Total	54	14	25.93%
0000205			
Polling	1,285	83	6.46%
Vote by Mail	1,285	620	48.25%
Total	1,285	703	54.71%
0000206			
Polling	1,476	111	7.52%
Vote by Mail	1,476	392	26.56%
Total	1,476	503	34.08%
0000207			
Polling	1,780	138	7.75%
Vote by Mail	1,780	522	29.33%
Total	1,780	660	37.08%
0000208			
Polling	836	65	7.78%
Vote by Mail	836	371	44.38%
Total	836	436	52.15%
0000209			
Polling	586	32	5.46%
Vote by Mail	586	136	23.21%
Total	586	168	28.67%
0000210			
Polling	148	2	1.35%
Vote by Mail	148	56	37.84%
Total	148	58	39.19%

Precinct	Registered Voters	Voters Cast	% Turnout
0000211			
Polling	813	41	5.04%
Vote by Mail	813	290	35.67%
Total	813	331	40.71%
0000214			
Polling	443	18	4.06%
Vote by Mail	443	84	18.96%
Total	443	102	23.02%
0000215			
Polling	34	0	0.00%
Vote by Mail	34	10	29.41%
Total	34	10	29.41%
0000216			
Polling	35	3	8.57%
Vote by Mail	35	7	20.00%
Total	35	10	28.57%
0000225			
Polling	2,670	182	6.82%
Vote by Mail	2,670	1,325	49.63%
Total	2,670	1,507	56.44%
0000226			
Polling	9	0	0.00%
Vote by Mail	9	4	44.44%
Total	9	4	44.44%
0000257			
Polling	1,650	129	7.82%
Vote by Mail	1,650	786	47.64%
Total	1,650	915	55.45%
0000258			
Polling	1,602	98	6.12%
Vote by Mail	1,602	779	48.63%
Total	1,602	877	54.74%
0000259			
Polling	322	24	7.45%
Vote by Mail	322	161	50.00%
Total	322	185	57.45%

Precinct	Registered Voters	Voters Cast	% Turnout
0000260			
Polling	1,902	111	5.84%
Vote by Mail	1,902	1,084	56.99%
Total	1,902	1,195	62.83%
0000261			
Polling	1,999	87	4.35%
Vote by Mail	1,999	1,171	58.58%
Total	1,999	1,258	62.93%
0000262			
Polling	1,178	61	5.18%
Vote by Mail	1,178	694	58.91%
Total	1,178	755	64.09%
0000263			
Polling	167	4	2.40%
Vote by Mail	167	118	70.66%
Total	167	122	73.05%
0000264			
Polling	613	22	3.59%
Vote by Mail	613	383	62.48%
Total	613	405	66.07%
0000265			
Polling	242	8	3.31%
Vote by Mail	242	141	58.26%
Total	242	149	61.57%
0000266			
Polling	1	0	0.00%
Vote by Mail	1	0	0.00%
Total	1	0	0.00%
Electionwide - Total	178,302	68,192	38.25%
Countywide - Total	178,302	68,192	38.25%
Polling	178,302	10,215	5.73%
Vote by Mail	178,302	57,977	32.52%

M - Fresno Unified School District - General Obligation Bond **(55% required to pass) (Vote for 1)**

Precinct	Times Cast	Registered Voters	Undervotes	Overvotes
Countywide				
Electionwide				
0000001				
Polling	113	1,552	8	0
Vote by Mail	312	1,552	16	0
Total	425	1,552	24	0
0000002				
Polling	106	2,299	6	0
Vote by Mail	438	2,299	22	0
Total	544	2,299	28	0
0000003				
Polling	80	1,378	4	0
Vote by Mail	324	1,378	15	0
Total	404	1,378	19	0
0000004				
Polling	100	1,871	6	0
Vote by Mail	456	1,871	25	0
Total	556	1,871	31	0
0000005				
Polling	82	2,129	3	0
Vote by Mail	461	2,129	22	0
Total	543	2,129	25	0
0000010				
Polling	419	2,475	27	0
Vote by Mail	998	2,475	46	0
Total	1,417	2,475	73	0
0000011				
Polling	219	1,551	11	0
Vote by Mail	731	1,551	30	0
Total	950	1,551	41	0

Precinct	BONDS - YES		BONDS - NO		Total Votes
Countywide					
Electionwide					
0000001					
Polling	78	74.29%	27	25.71%	105
Vote by Mail	252	85.14%	44	14.86%	296
Total	330	82.29%	71	17.71%	401
0000002					
Polling	91	91.00%	9	9.00%	100
Vote by Mail	368	88.46%	48	11.54%	416
Total	459	88.95%	57	11.05%	516
0000003					
Polling	57	75.00%	19	25.00%	76
Vote by Mail	225	72.82%	84	27.18%	309
Total	282	73.25%	103	26.75%	385
0000004					
Polling	78	82.98%	16	17.02%	94
Vote by Mail	354	82.13%	77	17.87%	431
Total	432	82.29%	93	17.71%	525
0000005					
Polling	72	91.14%	7	8.86%	79
Vote by Mail	287	65.38%	152	34.62%	439
Total	359	69.31%	159	30.69%	518
0000010					
Polling	291	74.23%	101	25.77%	392
Vote by Mail	577	60.61%	375	39.39%	952
Total	868	64.58%	476	35.42%	1,344
0000011					
Polling	170	81.73%	38	18.27%	208
Vote by Mail	483	68.90%	218	31.10%	701
Total	653	71.84%	256	28.16%	909

Precinct	Unresolved	Write-In
Countywide		
Electionwide		
0000001		
Polling	0	
Vote by Mail	0	
Total	0	
0000002		
Polling	0	
Vote by Mail	0	
Total	0	
0000003		
Polling	0	
Vote by Mail	0	
Total	0	
0000004		
Polling	0	
Vote by Mail	0	
Total	0	
0000005		
Polling	0	
Vote by Mail	0	
Total	0	
0000010		
Polling	0	
Vote by Mail	0	
Total	0	
0000011		
Polling	0	
Vote by Mail	0	
Total	0	

Precinct	Times Cast	Registered Voters	Under Votes	Over Votes
0000012				
Polling	136	2,192	6	0
Vote by Mail	567	2,192	31	0
Total	703	2,192	37	0
0000013				
Polling	91	1,975	5	0
Vote by Mail	444	1,975	23	0
Total	535	1,975	28	0
0000014				
Polling	93	1,375	4	0
Vote by Mail	372	1,375	10	0
Total	465	1,375	14	0
0000015				
Polling	130	2,236	11	0
Vote by Mail	610	2,236	32	0
Total	740	2,236	43	0
0000016				
Polling	200	2,180	12	0
Vote by Mail	931	2,180	46	0
Total	1,131	2,180	58	0
0000017				
Polling	85	1,459	8	0
Vote by Mail	428	1,459	19	0
Total	513	1,459	27	0
0000018				
Polling	56	1,723	4	0
Vote by Mail	414	1,723	28	0
Total	470	1,723	32	0
0000019				
Polling	127	1,962	7	0
Vote by Mail	515	1,962	30	0
Total	642	1,962	37	0

Precinct	BONDS - YES		BONDS - NO		Total Votes
0000012					
Polling	100	76.92%	30	23.08%	130
Vote by Mail	367	68.47%	169	31.53%	536
Total	467	70.12%	199	29.88%	666
0000013					
Polling	75	87.21%	11	12.79%	86
Vote by Mail	300	71.26%	121	28.74%	421
Total	375	73.96%	132	26.04%	507
0000014					
Polling	59	66.29%	30	33.71%	89
Vote by Mail	225	62.15%	137	37.85%	362
Total	284	62.97%	167	37.03%	451
0000015					
Polling	82	68.91%	37	31.09%	119
Vote by Mail	378	65.40%	200	34.60%	578
Total	460	66.00%	237	34.00%	697
0000016					
Polling	126	67.02%	62	32.98%	188
Vote by Mail	577	65.20%	308	34.80%	885
Total	703	65.52%	370	34.48%	1,073
0000017					
Polling	50	64.94%	27	35.06%	77
Vote by Mail	245	59.90%	164	40.10%	409
Total	295	60.70%	191	39.30%	486
0000018					
Polling	38	73.08%	14	26.92%	52
Vote by Mail	261	67.62%	125	32.38%	386
Total	299	68.26%	139	31.74%	438
0000019					
Polling	100	83.33%	20	16.67%	120
Vote by Mail	359	74.02%	126	25.98%	485
Total	459	75.87%	146	24.13%	605

Precinct	Unresolved	Write-In
0000012		
Polling	0	
Vote by Mail	0	
Total	0	
0000013		
Polling	0	
Vote by Mail	0	
Total	0	
0000014		
Polling	0	
Vote by Mail	0	
Total	0	
0000015		
Polling	0	
Vote by Mail	0	
Total	0	
0000016		
Polling	0	
Vote by Mail	0	
Total	0	
0000017		
Polling	0	
Vote by Mail	0	
Total	0	
0000018		
Polling	0	
Vote by Mail	0	
Total	0	
0000019		
Polling	0	
Vote by Mail	0	
Total	0	

Precinct		Times Cast	Registered Voters	Under Votes	Over Votes
0000020					
	Polling	128	1,986	10	0
	Vote by Mail	780	1,986	36	0
	Total	908	1,986	46	0
0000021					
	Polling	133	2,120	5	0
	Vote by Mail	663	2,120	38	0
	Total	796	2,120	43	0
0000022					
	Polling	92	1,226	6	0
	Vote by Mail	331	1,226	20	0
	Total	423	1,226	26	0
0000023					
	Polling	132	2,127	10	0
	Vote by Mail	375	2,127	20	0
	Total	507	2,127	30	0
0000024					
	Polling	128	2,267	7	0
	Vote by Mail	734	2,267	35	0
	Total	862	2,267	42	0
0000025					
	Polling	115	2,191	13	0
	Vote by Mail	521	2,191	25	0
	Total	636	2,191	38	0
0000026					
	Polling	123	2,138	5	0
	Vote by Mail	636	2,138	27	0
	Total	759	2,138	32	0
0000027					
	Polling	75	2,467	2	0
	Vote by Mail	582	2,467	17	0
	Total	657	2,467	19	0

Precinct		BONDS - YES	BONDS - NO	Total Votes
0000020				
	Polling	85 72.03%	33 27.97%	118
	Vote by Mail	482 64.78%	262 35.22%	744
	Total	567 65.78%	295 34.22%	862
0000021				
	Polling	87 67.97%	41 32.03%	128
	Vote by Mail	412 65.92%	213 34.08%	625
	Total	499 66.27%	254 33.73%	753
0000022				
	Polling	63 73.26%	23 26.74%	86
	Vote by Mail	229 73.63%	82 26.37%	311
	Total	292 73.55%	105 26.45%	397
0000023				
	Polling	104 85.25%	18 14.75%	122
	Vote by Mail	259 72.96%	96 27.04%	355
	Total	363 76.10%	114 23.90%	477
0000024				
	Polling	95 78.51%	26 21.49%	121
	Vote by Mail	473 67.67%	226 32.33%	699
	Total	568 69.27%	252 30.73%	820
0000025				
	Polling	82 80.39%	20 19.61%	102
	Vote by Mail	365 73.59%	131 26.41%	496
	Total	447 74.75%	151 25.25%	598
0000026				
	Polling	87 73.73%	31 26.27%	118
	Vote by Mail	443 72.74%	166 27.26%	609
	Total	530 72.90%	197 27.10%	727
0000027				
	Polling	49 67.12%	24 32.88%	73
	Vote by Mail	427 75.58%	138 24.42%	565
	Total	476 74.61%	162 25.39%	638

Precinct	Unresolved	Write-In
0000020		
Polling	0	
Vote by Mail	0	
Total	0	
0000021		
Polling	0	
Vote by Mail	0	
Total	0	
0000022		
Polling	0	
Vote by Mail	0	
Total	0	
0000023		
Polling	0	
Vote by Mail	0	
Total	0	
0000024		
Polling	0	
Vote by Mail	0	
Total	0	
0000025		
Polling	0	
Vote by Mail	0	
Total	0	
0000026		
Polling	0	
Vote by Mail	0	
Total	0	
0000027		
Polling	0	
Vote by Mail	0	
Total	0	

Precinct	Times Cast	Registered Voters	Under Votes	Over Votes
0000028				
Polling	90	1,921	5	0
Vote by Mail	356	1,921	14	0
Total	446	1,921	19	0
0000029				
Polling	83	2,138	8	0
Vote by Mail	375	2,138	13	0
Total	458	2,138	21	0
0000030				
Polling	84	2,231	5	0
Vote by Mail	377	2,231	14	0
Total	461	2,231	19	0
0000031				
Polling	92	2,131	2	0
Vote by Mail	433	2,131	26	0
Total	525	2,131	28	0
0000032				
Polling	69	2,074	5	0
Vote by Mail	358	2,074	14	0
Total	427	2,074	19	0
0000033				
Polling	73	1,913	5	0
Vote by Mail	315	1,913	16	0
Total	388	1,913	21	0
0000034				
Polling	71	1,695	4	0
Vote by Mail	320	1,695	10	0
Total	391	1,695	14	0
0000035				
Polling	77	1,933	4	0
Vote by Mail	434	1,933	18	0
Total	511	1,933	22	0

Precinct	BONDS - YES	BONDS - NO	Total Votes
0000028			
Polling	71 83.53%	14 16.47%	85
Vote by Mail	253 73.98%	89 26.02%	342
Total	324 75.88%	103 24.12%	427
0000029			
Polling	61 81.33%	14 18.67%	75
Vote by Mail	285 78.73%	77 21.27%	362
Total	346 79.18%	91 20.82%	437
0000030			
Polling	64 81.01%	15 18.99%	79
Vote by Mail	277 76.31%	86 23.69%	363
Total	341 77.15%	101 22.85%	442
0000031			
Polling	74 82.22%	16 17.78%	90
Vote by Mail	296 72.73%	111 27.27%	407
Total	370 74.45%	127 25.55%	497
0000032			
Polling	54 84.38%	10 15.63%	64
Vote by Mail	266 77.33%	78 22.67%	344
Total	320 78.43%	88 21.57%	408
0000033			
Polling	55 80.88%	13 19.12%	68
Vote by Mail	234 78.26%	65 21.74%	299
Total	289 78.75%	78 21.25%	367
0000034			
Polling	59 88.06%	8 11.94%	67
Vote by Mail	241 77.74%	69 22.25%	310
Total	300 79.58%	77 20.42%	377
0000035			
Polling	47 64.38%	26 35.62%	73
Vote by Mail	272 65.38%	144 34.62%	416
Total	319 65.24%	170 34.76%	489

Precinct	Unresolved	Write-In
0000028		
Polling	0	
Vote by Mail	0	
Total	0	
0000029		
Polling	0	
Vote by Mail	0	
Total	0	
0000030		
Polling	0	
Vote by Mail	0	
Total	0	
0000031		
Polling	0	
Vote by Mail	0	
Total	0	
0000032		
Polling	0	
Vote by Mail	0	
Total	0	
0000033		
Polling	0	
Vote by Mail	0	
Total	0	
0000034		
Polling	0	
Vote by Mail	0	
Total	0	
0000035		
Polling	0	
Vote by Mail	0	
Total	0	

Precinct	Times Cast	Registered Voters	Undervotes	Overvotes
0000036				
Polling	101	2,134	4	0
Vote by Mail	457	2,134	18	0
Total	558	2,134	22	0
0000037				
Polling	66	1,339	7	0
Vote by Mail	333	1,339	15	0
Total	399	1,339	22	0
0000042				
Polling	106	1,626	9	0
Vote by Mail	385	1,626	11	0
Total	491	1,626	20	0
0000043				
Polling	126	2,032	7	0
Vote by Mail	659	2,032	31	0
Total	785	2,032	38	0
0000044				
Polling	82	1,619	8	0
Vote by Mail	454	1,619	19	0
Total	536	1,619	27	0
0000046				
Polling	11	328	0	0
Vote by Mail	68	328	3	0
Total	79	328	3	0
0000047				
Polling	2	6	0	0
Vote by Mail	2	6	0	0
Total	4	6	0	0
0000058				
Polling	96	2,270	9	0
Vote by Mail	577	2,270	35	0
Total	673	2,270	44	0

Precinct	BONDS - YES		BONDS - NO		Total Votes
0000036					
Polling	81	83.51%	16	16.49%	97
Vote by Mail	315	71.75%	124	28.25%	439
Total	396	73.88%	140	26.12%	536
0000037					
Polling	46	77.97%	13	22.03%	59
Vote by Mail	228	71.70%	90	28.30%	318
Total	274	72.68%	103	27.32%	377
0000042					
Polling	61	62.89%	36	37.11%	97
Vote by Mail	218	58.29%	156	41.71%	374
Total	279	59.24%	192	40.76%	471
0000043					
Polling	69	57.98%	50	42.02%	119
Vote by Mail	363	57.80%	265	42.20%	628
Total	432	57.83%	315	42.17%	747
0000044					
Polling	55	74.32%	19	25.68%	74
Vote by Mail	268	61.61%	167	38.39%	435
Total	323	63.46%	186	36.54%	509
0000046					
Polling	9	81.82%	2	18.18%	11
Vote by Mail	51	78.46%	14	21.54%	65
Total	60	78.95%	16	21.05%	76
0000047					
Polling	2	100.00%	0	0.00%	2
Vote by Mail	1	50.00%	1	50.00%	2
Total	3	75.00%	1	25.00%	4
0000058					
Polling	66	75.86%	21	24.14%	87
Vote by Mail	325	59.96%	217	40.04%	542
Total	391	62.16%	238	37.84%	629

Precinct	Unresolved	Write-In
0000036		
Polling	0	
Vote by Mail	0	
Total	0	
0000037		
Polling	0	
Vote by Mail	0	
Total	0	
0000042		
Polling	0	
Vote by Mail	0	
Total	0	
0000043		
Polling	0	
Vote by Mail	0	
Total	0	
0000044		
Polling	0	
Vote by Mail	0	
Total	0	
0000045		
Polling	0	
Vote by Mail	0	
Total	0	
0000047		
Polling	0	
Vote by Mail	0	
Total	0	
0000058		
Polling	0	
Vote by Mail	0	
Total	0	

Precinct	Times Cast	Registered Voters	Undervotes	Overvotes
0000059				
Polling	85	1,914	8	0
Vote by Mail	426	1,914	38	0
Total	511	1,914	46	0
0000060				
Polling	12	377	0	0
Vote by Mail	93	377	4	1
Total	105	377	4	1
0000061				
Polling	23	416	5	0
Vote by Mail	91	416	3	0
Total	114	416	8	0
0000062				
Polling	126	2,235	9	0
Vote by Mail	631	2,235	29	0
Total	757	2,235	38	0
0000063				
Polling	53	922	3	0
Vote by Mail	208	922	10	0
Total	261	922	13	0
0000064				
Polling	90	1,989	2	0
Vote by Mail	397	1,989	22	0
Total	487	1,989	24	0
0000065				
Polling	91	1,316	8	0
Vote by Mail	422	1,316	20	0
Total	513	1,316	28	0
0000066				
Polling	46	992	3	0
Vote by Mail	260	992	16	0
Total	306	992	19	0

Precinct	BONDS - YES	BONDS - NO	Total Votes
0000059			
Polling	56 72.73%	21 27.27%	77
Vote by Mail	250 64.43%	138 35.57%	388
Total	306 65.81%	159 34.19%	465
0000060			
Polling	10 83.33%	2 16.67%	12
Vote by Mail	61 69.32%	27 30.68%	88
Total	71 71.00%	29 29.00%	100
0000061			
Polling	15 83.33%	3 16.67%	18
Vote by Mail	70 79.55%	18 20.45%	88
Total	85 80.19%	21 19.81%	106
0000062			
Polling	86 73.50%	31 26.50%	117
Vote by Mail	398 66.11%	204 33.89%	602
Total	484 67.32%	235 32.68%	719
0000063			
Polling	33 66.00%	17 34.00%	50
Vote by Mail	111 56.06%	87 43.94%	198
Total	144 58.06%	104 41.94%	248
0000064			
Polling	73 82.95%	15 17.05%	88
Vote by Mail	241 64.27%	134 35.73%	375
Total	314 67.82%	149 32.18%	463
0000065			
Polling	62 74.70%	21 25.30%	83
Vote by Mail	205 51.00%	197 49.00%	402
Total	267 55.05%	218 44.95%	485
0000066			
Polling	21 48.84%	22 51.16%	43
Vote by Mail	138 56.56%	106 43.44%	244
Total	159 55.40%	128 44.60%	287

Precinct	Unresolved Write In
0000059	
Polling	0
Vote by Mail	0
Total	0
0000060	
Polling	0
Vote by Mail	0
Total	0
0000061	
Polling	0
Vote by Mail	0
Total	0
0000062	
Polling	0
Vote by Mail	0
Total	0
0000063	
Polling	0
Vote by Mail	0
Total	0
0000064	
Polling	0
Vote by Mail	0
Total	0
0000065	
Polling	0
Vote by Mail	0
Total	0
0000066	
Polling	0
Vote by Mail	0
Total	0

Precinct	Times Cast	Registered Voters	Undervotes	Overvotes
0000067				
Polling	1	2	0	0
Vote by Mail	0	2	0	0
Total	1	2	0	0
0000068				
Polling	165	2,086	11	0
Vote by Mail	688	2,086	31	1
Total	853	2,086	42	1
0000069				
Polling	34	1,244	0	0
Vote by Mail	277	1,244	14	0
Total	311	1,244	14	0
0000070				
Polling	73	1,587	3	0
Vote by Mail	524	1,587	19	0
Total	597	1,587	22	0
0000071				
Polling	104	1,925	6	0
Vote by Mail	468	1,925	13	0
Total	572	1,925	19	0
0000072				
Polling	82	1,989	3	0
Vote by Mail	572	1,989	12	0
Total	654	1,989	15	0
0000073				
Polling	86	1,816	9	0
Vote by Mail	629	1,816	25	0
Total	715	1,816	34	0
0000074				
Polling	71	1,453	1	0
Vote by Mail	304	1,453	18	0
Total	375	1,453	19	0

Precinct	BONDS - YES		BONDS - NO		Total Votes
0000067					
Polling	1	100.00%	0	0.00%	1
Vote by Mail	0		0		0
Total	1	100.00%	0	0.00%	1
0000068					
Polling	94	61.04%	60	38.96%	154
Vote by Mail	392	59.76%	264	40.24%	656
Total	486	60.00%	324	40.00%	810
0000069					
Polling	23	67.65%	11	32.35%	34
Vote by Mail	187	71.10%	76	28.90%	263
Total	210	70.71%	87	29.29%	297
0000070					
Polling	49	70.00%	21	30.00%	70
Vote by Mail	285	56.44%	220	43.56%	505
Total	334	58.09%	241	41.91%	575
0000071					
Polling	65	66.33%	33	33.67%	98
Vote by Mail	297	65.27%	158	34.73%	455
Total	362	65.46%	191	34.54%	553
0000072					
Polling	54	68.35%	25	31.65%	79
Vote by Mail	357	63.75%	203	36.25%	560
Total	411	64.32%	228	35.68%	639
0000073					
Polling	55	71.43%	22	28.57%	77
Vote by Mail	338	55.96%	266	44.04%	604
Total	393	57.71%	288	42.29%	681
0000074					
Polling	46	65.71%	24	34.29%	70
Vote by Mail	151	52.80%	135	47.20%	286
Total	197	55.34%	159	44.66%	356

Precinct	Unresolved	Write-In
0000067		
Polling	0	
Vote by Mail	0	
Total	0	
0000068		
Polling	0	
Vote by Mail	0	
Total	0	
0000069		
Polling	0	
Vote by Mail	0	
Total	0	
0000070		
Polling	0	
Vote by Mail	0	
Total	0	
0000071		
Polling	0	
Vote by Mail	0	
Total	0	
0000072		
Polling	0	
Vote by Mail	0	
Total	0	
0000073		
Polling	0	
Vote by Mail	0	
Total	0	
0000074		
Polling	0	
Vote by Mail	0	
Total	0	

Precinct	Times Cast	Registered Voters	Undervotes	Overvotes
0000075				
Polling	4	165	0	0
Vote by Mail	36	165	2	0
Total	40	165	2	0
0000076				
Polling	0	14	0	0
Vote by Mail	8	14	1	0
Total	8	14	1	0
0000081				
Polling	102	1,736	5	0
Vote by Mail	775	1,736	49	0
Total	877	1,736	54	0
0000082				
Polling	31	837	2	0
Vote by Mail	206	837	9	0
Total	237	837	11	0
0000083				
Polling	116	2,529	7	0
Vote by Mail	1,255	2,529	57	0
Total	1,371	2,529	64	0
0000084				
Polling	159	2,230	10	0
Vote by Mail	1,046	2,230	42	0
Total	1,205	2,230	52	0
0000085				
Polling	199	3,302	19	0
Vote by Mail	1,977	3,302	93	1
Total	2,176	3,302	112	1
0000086				
Polling	156	2,357	13	0
Vote by Mail	1,054	2,357	48	0
Total	1,210	2,357	61	0

Precinct	BONDS - YES		BONDS - NO		Total Votes
0000075					
Polling	3	75.00%	1	25.00%	4
Vote by Mail	25	73.53%	9	26.47%	34
Total	28	73.68%	10	26.32%	38
0000076					
Polling	0		0		0
Vote by Mail	5	71.43%	2	28.57%	7
Total	5	71.43%	2	28.57%	7
0000081					
Polling	63	64.95%	34	35.05%	97
Vote by Mail	371	51.10%	355	48.90%	726
Total	434	52.73%	389	47.27%	823
0000082					
Polling	23	79.31%	6	20.69%	29
Vote by Mail	129	65.48%	68	34.52%	197
Total	152	67.26%	74	32.74%	226
0000083					
Polling	59	54.13%	50	45.87%	109
Vote by Mail	505	42.15%	693	57.85%	1,198
Total	564	43.15%	743	56.85%	1,307
0000084					
Polling	96	64.43%	53	35.57%	149
Vote by Mail	467	46.51%	537	53.49%	1,004
Total	563	48.83%	590	51.17%	1,153
0000085					
Polling	92	51.11%	88	48.89%	180
Vote by Mail	851	45.19%	1,032	54.81%	1,883
Total	943	45.71%	1,120	54.29%	2,063
0000086					
Polling	79	55.24%	64	44.76%	143
Vote by Mail	509	50.60%	497	49.40%	1,006
Total	588	51.17%	561	48.83%	1,149

Precinct	Unresolved	Write-In
0000075		
Polling	0	
Vote by Mail	0	
Total	0	
0000076		
Polling	0	
Vote by Mail	0	
Total	0	
0000081		
Polling	0	
Vote by Mail	0	
Total	0	
0000082		
Polling	0	
Vote by Mail	0	
Total	0	
0000083		
Polling	0	
Vote by Mail	0	
Total	0	
0000084		
Polling	0	
Vote by Mail	0	
Total	0	
0000085		
Polling	0	
Vote by Mail	0	
Total	0	
0000086		
Polling	0	
Vote by Mail	0	
Total	0	

Precinct	Times Cast	Registered Voters	Under Votes	Over Votes
0000087				
Polling	150	2,866	9	0
Vote by Mail	1,555	2,866	76	1
Total	1,705	2,866	85	1
0000088				
Polling	144	2,579	6	0
Vote by Mail	1,040	2,579	60	0
Total	1,184	2,579	66	0
0000089				
Polling	48	1,191	2	0
Vote by Mail	757	1,191	59	0
Total	805	1,191	61	0
0000090				
Polling	114	2,081	8	0
Vote by Mail	645	2,081	27	0
Total	759	2,081	35	0
0000091				
Polling	156	2,506	17	0
Vote by Mail	895	2,506	60	0
Total	1,051	2,506	77	0
0000092				
Polling	161	2,196	10	0
Vote by Mail	772	2,196	43	0
Total	933	2,196	53	0
0000093				
Polling	136	1,512	16	0
Vote by Mail	362	1,512	22	0
Total	498	1,512	38	0
0000094				
Polling	180	2,875	11	0
Vote by Mail	1,376	2,875	54	0
Total	1,556	2,875	65	0

Precinct	BONDS- YES		BONDS- NO		Total Votes
0000087					
Polling	76	53.90%	65	46.10%	141
Vote by Mail	648	43.84%	830	56.16%	1,478
Total	724	44.72%	895	55.28%	1,619
0000088					
Polling	80	57.97%	58	42.03%	138
Vote by Mail	507	51.73%	473	48.27%	980
Total	587	52.50%	531	47.50%	1,118
0000089					
Polling	24	52.17%	22	47.83%	46
Vote by Mail	335	47.99%	363	52.01%	698
Total	359	48.25%	385	51.75%	744
0000090					
Polling	70	66.04%	36	33.96%	106
Vote by Mail	346	55.99%	272	44.01%	618
Total	416	57.46%	308	42.54%	724
0000091					
Polling	95	68.35%	44	31.65%	139
Vote by Mail	535	64.07%	300	35.93%	835
Total	630	64.68%	344	35.32%	974
0000092					
Polling	100	66.23%	51	33.77%	151
Vote by Mail	391	53.64%	338	46.36%	729
Total	491	55.80%	389	44.20%	880
0000093					
Polling	98	81.67%	22	18.33%	120
Vote by Mail	212	62.35%	128	37.65%	340
Total	310	67.39%	150	32.61%	460
0000094					
Polling	91	53.85%	78	46.15%	169
Vote by Mail	637	48.18%	685	51.82%	1,322
Total	728	48.83%	763	51.17%	1,491

Precinct	Unresolved	Write-In
0000087		
Polling	0	
Vote by Mail	0	
Total	0	
0000088		
Polling	0	
Vote by Mail	0	
Total	0	
0000089		
Polling	0	
Vote by Mail	0	
Total	0	
0000090		
Polling	0	
Vote by Mail	0	
Total	0	
0000091		
Polling	0	
Vote by Mail	0	
Total	0	
0000092		
Polling	0	
Vote by Mail	0	
Total	0	
0000093		
Polling	0	
Vote by Mail	0	
Total	0	
0000094		
Polling	0	
Vote by Mail	0	
Total	0	

Precinct	Times Cast	Registered Voters	Undervotes	Overvotes
0000095				
Polling	131	2,473	7	0
Vote by Mail	1,054	2,473	45	0
Total	1,185	2,473	52	0
0000096				
Polling	41	760	1	0
Vote by Mail	153	760	11	0
Total	194	760	12	0
0000097				
Polling	96	1,922	4	0
Vote by Mail	862	1,922	51	0
Total	958	1,922	55	0
0000098				
Polling	72	1,653	4	0
Vote by Mail	640	1,653	36	0
Total	712	1,653	40	0
0000099				
Polling	125	2,147	6	0
Vote by Mail	696	2,147	42	0
Total	821	2,147	48	0
0000100				
Polling	117	2,083	7	0
Vote by Mail	698	2,083	25	0
Total	815	2,083	32	0
0000101				
Polling	83	1,007	3	0
Vote by Mail	230	1,007	12	0
Total	313	1,007	15	0
0000102				
Polling	83	1,381	7	0
Vote by Mail	428	1,381	25	0
Total	511	1,381	32	0

Precinct	BONDS - YES		BONDS - NO		Total Votes
0000095					
Polling	65	52.42%	59	47.58%	124
Vote by Mail	496	49.16%	513	50.84%	1,009
Total	561	49.51%	572	50.49%	1,133
0000096					
Polling	30	75.00%	10	25.00%	40
Vote by Mail	97	68.31%	45	31.69%	142
Total	127	69.78%	55	30.22%	182
0000097					
Polling	55	59.78%	37	40.22%	92
Vote by Mail	398	49.08%	413	50.92%	811
Total	453	50.17%	450	49.83%	903
0000098					
Polling	41	60.29%	27	39.71%	68
Vote by Mail	368	60.93%	236	39.07%	604
Total	409	60.86%	263	39.14%	672
0000099					
Polling	86	72.27%	33	27.73%	119
Vote by Mail	380	58.10%	274	41.90%	654
Total	466	60.28%	307	39.72%	773
0000100					
Polling	70	63.64%	40	36.36%	110
Vote by Mail	356	52.90%	317	47.10%	673
Total	426	54.41%	357	45.59%	783
0000101					
Polling	65	81.25%	15	18.75%	80
Vote by Mail	146	66.97%	72	33.03%	218
Total	211	70.81%	87	29.19%	298
0000102					
Polling	50	65.79%	26	34.21%	76
Vote by Mail	245	60.79%	158	39.21%	403
Total	295	61.59%	184	38.41%	479

Precinct	Unresolved	Write-In
0000095		
Polling	0	
Vote by Mail	0	
Total	0	
0000096		
Polling	0	
Vote by Mail	0	
Total	0	
0000097		
Polling	0	
Vote by Mail	0	
Total	0	
0000098		
Polling	0	
Vote by Mail	0	
Total	0	
0000099		
Polling	0	
Vote by Mail	0	
Total	0	
0000100		
Polling	0	
Vote by Mail	0	
Total	0	
0000101		
Polling	0	
Vote by Mail	0	
Total	0	
0000102		
Polling	0	
Vote by Mail	0	
Total	0	

Precinct	Times Cast	Registered Voters	Undervotes	Overvotes
0000103				
Polling	73	1,054	2	0
Vote by Mail	323	1,054	20	0
Total	396	1,054	22	0
0000104				
Polling	95	1,756	6	1
Vote by Mail	414	1,756	17	0
Total	509	1,756	23	1
0000148				
Polling	0	1	0	0
Vote by Mail	1	1	0	0
Total	1	1	0	0
0000150				
Polling	123	1,981	4	0
Vote by Mail	667	1,981	41	0
Total	790	1,981	45	0
0000151				
Polling	122	1,840	8	0
Vote by Mail	571	1,840	23	0
Total	693	1,840	31	0
0000152				
Polling	132	2,405	7	0
Vote by Mail	955	2,405	52	0
Total	1,087	2,405	59	0
0000175				
Polling	1	63	0	0
Vote by Mail	44	63	1	0
Total	45	63	1	0
0000176				
Polling	100	2,021	6	0
Vote by Mail	664	2,021	41	0
Total	764	2,021	47	0

Precinct	BONDS - YES	BONDS - NO	Total Votes
0000103			
Polling	46 64.79%	25 35.21%	71
Vote by Mail	181 59.74%	122 40.26%	303
Total	227 60.70%	147 39.30%	374
0000104			
Polling	66 75.00%	22 25.00%	88
Vote by Mail	231 58.19%	166 41.81%	397
Total	297 61.24%	188 38.76%	485
0000148			
Polling	0	0	0
Vote by Mail	1 100.00%	0 0.00%	1
Total	1 100.00%	0 0.00%	1
0000150			
Polling	93 78.15%	26 21.85%	119
Vote by Mail	383 61.18%	243 38.82%	626
Total	476 63.89%	269 36.11%	745
0000151			
Polling	64 56.14%	50 43.86%	114
Vote by Mail	317 57.85%	231 42.15%	548
Total	381 57.55%	281 42.45%	662
0000152			
Polling	84 67.20%	41 32.80%	125
Vote by Mail	500 55.37%	403 44.63%	903
Total	584 56.81%	444 43.19%	1,028
0000175			
Polling	0 0.00%	1 100.00%	1
Vote by Mail	28 65.12%	15 34.88%	43
Total	28 63.64%	16 36.36%	44
0000176			
Polling	71 75.53%	23 24.47%	94
Vote by Mail	406 65.17%	217 34.83%	623
Total	477 66.53%	240 33.47%	717

Precinct	Unresolved	Write-In
0000103		
Polling	0	
Vote by Mail	0	
Total	0	
0000104		
Polling	0	
Vote by Mail	0	
Total	0	
0000148		
Polling	0	
Vote by Mail	0	
Total	0	
0000150		
Polling	0	
Vote by Mail	0	
Total	0	
0000151		
Polling	0	
Vote by Mail	0	
Total	0	
0000152		
Polling	0	
Vote by Mail	0	
Total	0	
0000175		
Polling	0	
Vote by Mail	0	
Total	0	
0000176		
Polling	0	
Vote by Mail	0	
Total	0	

Precinct	Times Cast	Registered Voters	Under Votes	Over Votes
0000177				
Polling	103	2,097	2	0
Vote by Mail	552	2,097	31	0
Total	655	2,097	33	0
0000178				
Polling	4	203	0	0
Vote by Mail	65	203	2	0
Total	69	203	2	0
0000182				
Polling	0	0	0	0
Vote by Mail	0	0	0	0
Total	0	0	0	0
0000183				
Polling	0	0	0	0
Vote by Mail	0	0	0	0
Total	0	0	0	0
0000184				
Polling	103	2,039	4	0
Vote by Mail	559	2,039	18	0
Total	662	2,039	22	0
0000185				
Polling	0	5	0	0
Vote by Mail	4	5	0	0
Total	4	5	0	0
0000186				
Polling	14	570	1	0
Vote by Mail	83	570	3	0
Total	97	570	4	0
0000187				
Polling	69	1,227	6	0
Vote by Mail	338	1,227	17	0
Total	407	1,227	23	0

Precinct	BONDS - YES	BONDS - NO	Total Votes
0000177			
Polling	78 77.23%	23 22.77%	101
Vote by Mail	348 66.79%	173 33.21%	521
Total	426 68.49%	196 31.51%	622
0000178			
Polling	2 50.00%	2 50.00%	4
Vote by Mail	30 47.62%	33 52.38%	63
Total	32 47.76%	35 52.24%	67
0000182			
Polling	0	0	0
Vote by Mail	0	0	0
Total	0	0	0
0000183			
Polling	0	0	0
Vote by Mail	0	0	0
Total	0	0	0
0000184			
Polling	62 62.63%	37 37.37%	99
Vote by Mail	311 57.49%	230 42.51%	541
Total	373 58.28%	267 41.72%	640
0000185			
Polling	0	0	0
Vote by Mail	0 0.00%	4 100.00%	4
Total	0 0.00%	4 100.00%	4
0000186			
Polling	11 84.62%	2 15.38%	13
Vote by Mail	56 70.00%	24 30.00%	80
Total	67 72.04%	26 27.96%	93
0000187			
Polling	43 68.25%	20 31.75%	63
Vote by Mail	167 52.02%	154 47.98%	321
Total	210 54.69%	174 45.31%	384

Precinct	Unresolved	Write-In
0000177		
Polling	0	
Vote by Mail	0	
Total	0	
0000178		
Polling	0	
Vote by Mail	0	
Total	0	
0000182		
Polling	0	
Vote by Mail	0	
Total	0	
0000183		
Polling	0	
Vote by Mail	0	
Total	0	
0000184		
Polling	0	
Vote by Mail	0	
Total	0	
0000185		
Polling	0	
Vote by Mail	0	
Total	0	
0000186		
Polling	0	
Vote by Mail	0	
Total	0	
0000187		
Polling	0	
Vote by Mail	0	
Total	0	

Precinct	Times Cast	Registered Voters	Undervotes	Overvotes
0000188				
Polling	0	4	0	0
Vote by Mail	1	4	0	0
Total	1	4	0	0
0000189				
Polling	106	2,073	7	0
Vote by Mail	501	2,073	15	0
Total	607	2,073	22	0
0000195				
Polling	9	184	0	0
Vote by Mail	55	184	3	0
Total	64	184	3	0
0000196				
Polling	4	54	1	0
Vote by Mail	10	54	1	0
Total	14	54	2	0
0000205				
Polling	83	1,285	4	0
Vote by Mail	620	1,285	20	0
Total	703	1,285	24	0
0000206				
Polling	111	1,476	6	0
Vote by Mail	392	1,476	18	0
Total	503	1,476	24	0
0000207				
Polling	138	1,780	15	0
Vote by Mail	522	1,780	22	0
Total	660	1,780	37	0
0000208				
Polling	65	836	6	0
Vote by Mail	371	836	18	0
Total	436	836	24	0

Precinct	BONDS - YES		BONDS - NO		Total Votes
0000188					
Polling	0		0		0
Vote by Mail	0	0.00%	1	100.00%	1
Total	0	0.00%	1	100.00%	1
0000189					
Polling	70	70.71%	29	29.29%	99
Vote by Mail	305	62.76%	181	37.24%	486
Total	375	64.10%	210	35.90%	585
0000195					
Polling	6	66.67%	3	33.33%	9
Vote by Mail	27	51.92%	25	48.08%	52
Total	33	54.10%	28	45.90%	61
0000196					
Polling	3	100.00%	0	0.00%	3
Vote by Mail	2	22.22%	7	77.78%	9
Total	5	41.67%	7	58.33%	12
0000205					
Polling	42	53.16%	37	46.84%	79
Vote by Mail	255	42.50%	345	57.50%	600
Total	297	43.74%	382	56.26%	679
0000206					
Polling	74	70.48%	31	29.52%	105
Vote by Mail	194	51.87%	180	48.13%	374
Total	268	55.95%	211	44.05%	479
0000207					
Polling	70	56.91%	53	43.09%	123
Vote by Mail	262	52.40%	238	47.60%	500
Total	332	53.29%	291	46.71%	623
0000208					
Polling	33	55.93%	26	44.07%	59
Vote by Mail	128	36.26%	225	63.74%	353
Total	161	39.08%	251	60.92%	412

Precinct	Unresolved	Write-In
0000188		
Polling	0	
Vote by Mail	0	
Total	0	
0000189		
Polling	0	
Vote by Mail	0	
Total	0	
0000195		
Polling	0	
Vote by Mail	0	
Total	0	
0000196		
Polling	0	
Vote by Mail	0	
Total	0	
0000205		
Polling	0	
Vote by Mail	0	
Total	0	
0000206		
Polling	0	
Vote by Mail	0	
Total	0	
0000207		
Polling	0	
Vote by Mail	0	
Total	0	
0000208		
Polling	0	
Vote by Mail	0	
Total	0	

Precinct	Times Cast	Registered Voters	Undervotes	Overvotes
0000209				
Polling	32	586	0	0
Vote by Mail	136	586	6	0
Total	168	586	6	0
0000210				
Polling	2	148	1	0
Vote by Mail	56	148	1	0
Total	58	148	2	0
0000211				
Polling	41	813	6	0
Vote by Mail	290	813	11	0
Total	331	813	17	0
0000214				
Polling	18	443	1	0
Vote by Mail	84	443	6	0
Total	102	443	7	0
0000215				
Polling	0	34	0	0
Vote by Mail	10	34	0	0
Total	10	34	0	0
0000216				
Polling	3	35	0	0
Vote by Mail	7	35	4	0
Total	10	35	4	0
0000225				
Polling	182	2,670	8	0
Vote by Mail	1,325	2,670	55	0
Total	1,507	2,670	63	0
0000226				
Polling	0	9	0	0
Vote by Mail	4	9	0	0
Total	4	9	0	0

Precinct	BONDS - YES		BONDS - NO		Total Votes
0000209					
Polling	27	84.38%	5	15.63%	32
Vote by Mail	67	51.54%	63	48.46%	130
Total	94	58.02%	68	41.98%	162
0000210					
Polling	0	0.00%	1	100.00%	1
Vote by Mail	32	58.18%	23	41.82%	55
Total	32	57.14%	24	42.86%	56
0000211					
Polling	21	60.00%	14	40.00%	35
Vote by Mail	137	49.10%	142	50.90%	279
Total	158	50.32%	156	49.68%	314
0000214					
Polling	10	58.82%	7	41.18%	17
Vote by Mail	44	56.41%	34	43.59%	78
Total	54	56.84%	41	43.16%	95
0000215					
Polling	0		0		0
Vote by Mail	7	70.00%	3	30.00%	10
Total	7	70.00%	3	30.00%	10
0000216					
Polling	1	33.33%	2	66.67%	3
Vote by Mail	3	100.00%	0	0.00%	3
Total	4	66.67%	2	33.33%	6
0000225					
Polling	103	59.20%	71	40.80%	174
Vote by Mail	667	52.52%	603	47.48%	1,270
Total	770	53.32%	674	46.68%	1,444
0000226					
Polling	0		0		0
Vote by Mail	4	100.00%	0	0.00%	4
Total	4	100.00%	0	0.00%	4

Precinct	Unresolved	Write-In
0000209		
Polling	0	
Vote by Mail	0	
Total	0	
0000210		
Polling	0	
Vote by Mail	0	
Total	0	
0000211		
Polling	0	
Vote by Mail	0	
Total	0	
0000214		
Polling	0	
Vote by Mail	0	
Total	0	
0000215		
Polling	0	
Vote by Mail	0	
Total	0	
0000216		
Polling	0	
Vote by Mail	0	
Total	0	
0000225		
Polling	0	
Vote by Mail	0	
Total	0	
0000226		
Polling	0	
Vote by Mail	0	
Total	0	

Precinct	Times Cast	Registered Voters	Undervotes	Overvotes
0000257				
Polling	129	1,650	7	0
Vote by Mail	786	1,650	43	0
Total	915	1,650	50	0
0000258				
Polling	98	1,602	6	0
Vote by Mail	779	1,602	38	0
Total	877	1,602	44	0
0000259				
Polling	24	322	0	0
Vote by Mail	161	322	5	0
Total	185	322	5	0
0000260				
Polling	111	1,902	3	0
Vote by Mail	1,084	1,902	46	0
Total	1,195	1,902	49	0
0000261				
Polling	87	1,999	6	0
Vote by Mail	1,171	1,999	51	0
Total	1,258	1,999	57	0
0000262				
Polling	61	1,178	4	0
Vote by Mail	694	1,178	39	0
Total	755	1,178	43	0
0000263				
Polling	4	167	0	0
Vote by Mail	118	167	3	0
Total	122	167	3	0
0000264				
Polling	22	613	2	0
Vote by Mail	383	613	11	0
Total	405	613	13	0

Precinct	BONDS - YES	BONDS - NO	Total Votes
0000257			
Polling	73 59.84%	49 40.16%	122
Vote by Mail	376 50.61%	367 49.39%	743
Total	449 51.91%	416 48.09%	865
0000258			
Polling	55 59.78%	37 40.22%	92
Vote by Mail	367 49.53%	374 50.47%	741
Total	422 50.66%	411 49.34%	833
0000259			
Polling	10 41.67%	14 58.33%	24
Vote by Mail	70 44.87%	86 55.13%	156
Total	80 44.44%	100 55.56%	180
0000260			
Polling	62 57.41%	46 42.59%	108
Vote by Mail	509 49.04%	529 50.96%	1,038
Total	571 49.83%	575 50.17%	1,146
0000261			
Polling	47 58.02%	34 41.98%	81
Vote by Mail	508 45.36%	612 54.64%	1,120
Total	555 46.21%	646 53.79%	1,201
0000262			
Polling	35 61.40%	22 38.60%	57
Vote by Mail	273 41.68%	382 58.32%	655
Total	308 43.26%	404 56.74%	712
0000263			
Polling	3 75.00%	1 25.00%	4
Vote by Mail	23 20.00%	92 80.00%	115
Total	26 21.85%	93 78.15%	119
0000264			
Polling	8 40.00%	12 60.00%	20
Vote by Mail	136 36.56%	236 63.44%	372
Total	144 36.73%	248 63.27%	392

Precinct		Unresolved Write-In
0000257		
Polling	0	
Vote by Mail	0	
Total	0	
0000258		
Polling	0	
Vote by Mail	0	
Total	0	
0000259		
Polling	0	
Vote by Mail	0	
Total	0	
0000260		
Polling	0	
Vote by Mail	0	
Total	0	
0000261		
Polling	0	
Vote by Mail	0	
Total	0	
0000262		
Polling	0	
Vote by Mail	0	
Total	0	
0000263		
Polling	0	
Vote by Mail	0	
Total	0	
0000264		
Polling	0	
Vote by Mail	0	
Total	0	


Precinct	Times Cast	Registered Voters	Undervotes	Overvotes
0000265				
Polling	8	242	0	0
Vote by Mail	141	242	4	0
Total	149	242	4	0
0000265				
Polling	0	1	0	0
Vote by Mail	0	1	0	0
Total	0	1	0	0
Electionwide - Total	68,192	178,302	3,415	5
Countywide - Total	68,192	178,302	3,415	5

Precinct	BONDS - YES		BONDS - NO		Total Votes
0000265					
Polling	5	62.50%	3	37.50%	8
Vote by Mail	56	40.88%	81	59.12%	137
Total	61	42.07%	84	57.93%	145
0000266					
Polling	0		0		0
Vote by Mail	0		0		0
Total	0		0		0
Electionwide - Total	38,717	59.77%	26,055	40.23%	64,772
Countywide - Total	38,717	59.77%	26,055	40.23%	64,772

Precinct		Unresolved Write-In
0000265		
Polling		0
Vote by Mail		0
Total		0
0000266		
Polling		0
Vote by Mail		0
Total		0
Electionwide - Total		0
Countywide - Total		0

Fresno Unified School District
Board Communication

BC Number SL-1

From the Office of the Superintendent
To the Members of the Board of Education
Prepared by: Jeremy Ward, Executive Officer
Cabinet Approval: 

Date: May 22, 2020

Phone Number: 248-7465

Regarding: Linked Learning Pathway Certification Update

The purpose of this communication is to provide the Board an update regarding Linked Learning Pathway Certification.

Linked Learning Pathway quality review and certification process ensures implementation of, and equitable access to Linked Learning's four core principles: rigorous academics, Career Technical Education courses, work-based learning, and comprehensive student support services. The certification process includes: evidence collection, data review, a self-assessment and a focus on continuous improvement. Evidence and data are uploaded into the Linked Learning Certification Tool and an action plan for continuous improvement is developed by the pathway team. The information is reviewed by an independent third-party organization and a recommendation for certification or improvement areas are identified.

There are three certification levels: Candidate, Silver, and Gold. Candidate level recognizes that the pathway offers the four Linked Learning core components and provides students with an integrated college and career preparatory experience. The Silver level recognizes the integration of the core components as a part of a cohesive student experience and that pathway data is used to inform program design and improve student outcomes. Achieving Silver certification demonstrates that the pathways have integrated academics with sequenced technical training, features meaningful work-based learning, and includes effective supports for students. Gold certification level was released during the 2018/19 school year with a pilot group selected by the Linked Learning Alliance. Fresno Unified's Linked Learning pathway teams are committed to working towards the Gold level certification requirements that ensure equitable access, opportunity, and student success within the pathway.

Currently, Linked Learning recognizes 258 pathways at the Candidate level, 113 pathways at the Silver level, and 12 pathways at the Gold level across the nation. Fresno Unified has three Candidate level and 15 Silver certified Linked Learning pathways; see page 2 for the complete listing by school and pathway.

School	Silver Certified Linked Learning Pathways
Bullard	Business, Marketing and Technology Law and Social Justice Biomedicine
Duncan	Innovation Design & Applied Technology (IDATA) Medical Academy of Sciences & Health (MASH)
Edison	Biomedical Sciences & Technology
Hoover	Public Service Eco-Technology
McLane	Academy of Finance and Entrepreneurship Medical Education and Research (MERA)
Patiño	Business, Entrepreneurship and Technology
Roosevelt	Health Academy
Sunnyside	Agriscience and Technology Multimedia and Marketing Health and Human Services

School	Candidate Linked Learning Pathways
Edison	Engineering Design and Development
Hoover	Arts, Media, and Entertainment
Roosevelt	Public Service

If you have further questions or require additional information, please contact Jeremy Ward at 248-7465.

Approved by Superintendent
Robert G. Nelson Ed.D.



Date: 05/22/2020