



Snohomish Education Foundation LSP Application Step-By-Step Guide

1. Go to snoed.awardspring.com
If it's your first time to the site, click Register. Otherwise, log in with your username and password.



2. Complete form to create account.



Register [Already have an account? Sign in](#)

Email

Phone

By providing your phone number, you agree to receive SMS notifications about the application process. You also agree to the Terms of Use and Privacy Policy. Reply STOP to unsubscribe.

First Name

Last Name

Password

Confirm Password

Create Account

3. Agree to Privacy and Use Policy.



Privacy and Use Policy

On this page you'll be agreeing to a few things in order to use the AwardSpring website:

- The [AwardSpring Privacy Policy](#)
- The [AwardSpring Terms of Use](#)

I agree to the AwardSpring Terms of Use and Privacy Policy.

Accept Agreement

4. Welcome to the Application! Click Scholarships in the left menu to see available scholarships or start your application by clicking Apply or Complete. You will be matched with eligible scholarships.

MENU

- Dashboard
- Scholarships
- Donors
- Application

Welcome Student!

Complete Application


Fill out your application to unlock opportunities.


Once you finish the application, we will automatically match you to all opportunities you're eligible for.

Progress: 0%

APPLY

You have 1 item(s) to complete

 **Application**
Due 3/3/2025 ⓘ

 [Complete](#)

5. Review application overview information. Click Next Step to advance.

MENU

- Dashboard
- Scholarships
- Donors
- Application

Application for Student Name

Introduction
Completed

General Information

Academic Information

Personal Statement/Essay

Financial Information

Community Service

Extracurricular Involvement

Additional Questions

Student Agreement

Welcome to the Scholarship Application!

Thank you for applying. You can find the application deadline and eligibility requirements under the Scholarships tab on your dashboard. Your answers will automatically save when you click out of a question, allowing you to complete your application at your convenience. If using a shared computer, please log out when done.

Once all required questions are answered, click the Submit button at the bottom. If it's grayed out, check the In Progress tab for incomplete questions, highlighted in orange.

After submission, some scholarships may have additional requirements. Choosing not to answer will exclude you from those scholarships. Using the left dashboard navigation, you may review the scholarship requirements and make edits to your general application.

For assistance, contact XXXX at XXX.

Previous Step
Next Step
Submit Application

6. Complete General Information, then click Next Step.

MENU

- Dashboard
- Scholarships
- Donors
- Application

Application for Student Name

Introduction
Completed

General Information
Completed

Academic Information

Personal Statement/Essay

Financial Information

Community Service

Extracurricular Involvement

Additional Questions

Student Agreement

Address
123 Main Street

City
Snohomish

State
1 word(s) min 2 word(s) left
Minimum word count has been met.
Washington

Zip Code
98290

Phone
555.123.1234

Would you like to receive text messages regarding your scholarship application from Snohomish Education Foundation?

Yes
 No

Gender

Female
 Male
 Other
 Prefer Not to Identify

Previous Step Next Step Submit Application

7. Please complete Academic Information. You will need to have a copy of your transcript ready to upload.

Student ID number: this is the Snohomish School District number you use to log into your school computer.

Current GPA: enter your GPA from your transcript. AIM Students, please enter a numerical zero “0” since a standard GPA does not apply.

When complete, click Next Step.

MENU

- Dashboard
- Scholarships
- Donors
- Application**

Application for Student Name

Introduction
Completed

General Information
Completed

Academic Information
Completed

Personal Statement/Essay

Financial Information

Community Service

Extracurricular Involvement

Additional Questions

Student Agreement

What elementary school did you attend?
Cascade View Elementary

What middle school did you attend?
 Centennial Middle School
 Valley View Middle School
 Other

High School Attended
 Snohomish High School
 AIM High School
 Glacier Peak High School

What is your Student ID number?
1234567 1 word(s) left










Current GPA (AIM students enter zero)
3.40

Upload your most recent transcript
attached: SSRTSRPT 122824.pdf

Areas of Interest for Future Study (please select ALL that you are considering)
 Science, Technology, Engineering, and Math

8. Please type or paste your Personal Statement or Essay. This is your opportunity to show why you are unique and the best applicant. The prompt is: *What are your plans after high school? What is the area of study that most interests you and why? Please share a challenge you have faced and worked to overcome. (500 words or less)*
Don't forget: Click outside the essay box in order to activate the Next Step button.

Application for Student Name

Introduction <i>Completed</i>	<p>What are your plans after high school? What is the area of study that most interests you and why? Please share a challenge you have faced and worked to overcome. (500 words or less)</p> <p>1 word(s) min 500 word(s) left</p> <div style="border: 1px solid #ccc; padding: 5px;"><p>B <i>I</i> <u>U</u>         </p><div style="border: 1px solid #ccc; height: 100px; width: 100%;"></div></div>
General Information <i>Completed</i>	
Academic Information <i>Completed</i>	
Personal Statement/Essay	
Financial Information	
Community Service	
Extracurricular Involvement	
Additional Questions	
Student Agreement	

Previous StepNext Step

Submit Application

9. The next step, Financial Information, lets you indicate if you would like to be considered for financial hardship scholarships and, if so, to provide details. Click Next Step to progress.

Application for Student Name

Introduction <i>Completed</i>	<p>Would you like to be considered for financial hardship scholarships?</p> <p><input checked="" type="radio"/> Yes <input type="radio"/> No</p> <p>How many children are in your household?</p> <input type="text" value="3"/> <p>How many students will be in college at the same time?</p> <input type="text" value="2"/> <p>Describe your household and financial situation.</p> <p><i>1 word(s) min</i> <i>247 word(s) left</i></p> <div style="border: 1px solid #ccc; padding: 5px;"><p>B <i>I</i> <u>U</u> </p><p>My situation is...</p></div>
General Information <i>Completed</i>	
Academic Information <i>Completed</i>	
Personal Statement/Essay <i>Completed</i>	
Financial Information <i>Completed</i>	
Community Service	
Extracurricular Involvement	
Additional Questions	
Student Agreement	

Previous Step**Next Step****Submit Application**

10. Please enter details of Community Service you have completed during high school. Then click Next Step to continue.
Don't forget: Click outside the essay box in order to activate the Next Step button.

Application for Student Name

Introduction <i>Completed</i>	<p>Are you involved in Community Service? ✓ Saved</p> <p><input checked="" type="radio"/> Yes</p> <p><input type="radio"/> No</p> <p>Describe your volunteer experience including where you volunteered and any duties or leadership opportunities.</p> <p>1 word(s) min 300 word(s) left</p> <input type="text"/>
General Information <i>Completed</i>	
Academic Information <i>Completed</i>	
Personal Statement/Essay <i>Completed</i>	
Financial Information <i>Completed</i>	
Community Service <i>In Progress</i>	
Extracurricular Involvement	
Additional Questions	
Student Agreement	

How many hours of community service have you completed during high school years?

Previous Step

Next Step

Submit Application

11. For Extracurricular Involvement, please take extra care to select ALL clubs, sports, and other extracurricular activities that apply to you so you will be best matched to applicable scholarships.

Application for Student Name

Introduction <i>Completed</i>	<p>Do you participate in extracurricular activities?</p> <p><input type="radio"/> Yes <input type="radio"/> No</p> <p>Do you play in sports?</p> <p><input type="radio"/> Yes <input type="radio"/> No</p> <p>Did you participate in Snohomish Junior Athletic Association (SJAA)?</p> <p><input type="radio"/> Yes <input type="radio"/> No</p>
General Information <i>Completed</i>	
Academic Information <i>Completed</i>	
Personal Statement/Essay <i>Completed</i>	
Financial Information <i>Completed</i>	
Community Service <i>In Progress</i>	
Extracurricular Involvement	
Additional Questions	
Student Agreement	

[Previous Step](#) [Next Step](#) [Submit Application](#)

12. Complete Additional Questions and click Next Step.

Application for Student Name

Introduction <i>Completed</i>	
General Information <i>Completed</i>	
Academic Information <i>Completed</i>	
Personal Statement/Essay <i>Completed</i>	
Financial Information <i>Completed</i>	
Community Service <i>Completed</i>	
Extracurricular Involvement <i>In Progress</i>	
Additional Questions	
Student Agreement	

Have you had a paid job during high school?

Yes

No

Did your parents attend Snohomish School district?

Yes

No

Is your parent/guardian Active Armed Services and/or is a member of American Legion Post #96?

Yes

No

Do you have a 504 plan or IEP? *(Optional)*

Yes

No

[Previous Step](#) [Next Step](#) [Submit Application](#)

13. The final step in the application is Student Agreement. Please read and agree to proceed.

Application for Student Name

Introduction <i>Completed</i>	<p>Authenticity of Submissions -- All information provided in your scholarship application must be accurate, honest, and reflect your own experiences, achievements, and personal circumstances. Essays, personal statements, and any other written materials must be your original work. Plagiarism or submitting work written by others may result in disqualification. By submitting your application, you acknowledge that you have read, understood, and agree to abide by SEF Scholarship Program guidelines.</p> <p><input checked="" type="radio"/> I agree</p>
General Information <i>Completed</i>	
Academic Information <i>Completed</i>	
Personal Statement/Essay <i>Completed</i>	
Financial Information <i>Completed</i>	
Community Service <i>Completed</i>	
Extracurricular Involvement <i>Completed</i>	
Additional Questions <i>In Progress</i>	
Student Agreement <i>Completed</i>	

Previous Step **Next Step** **Submit Application**

14. If you are ready to submit your application but the button is greyed out, review the categories on the left to identify where you may have an incomplete application. In this example, we see that Additional Questions is still listed as “in progress.” To resolve, simply click on Additional Questions, complete that section and you will now see an active button to Submit Application.

Application for Student Name

Introduction <i>Completed</i>	<p>Authenticity of Submissions -- All information provided in your scholarship application must be accurate, honest, and reflect your own experiences, achievements, and personal circumstances. Essays, personal statements, and any other written materials must be your original work. Plagiarism or submitting work written by others may result in disqualification. By submitting your application, you acknowledge that you have read, understood, and agree to abide by SEF Scholarship Program guidelines.</p> <p><input checked="" type="radio"/> I agree</p>
General Information <i>Completed</i>	
Academic Information <i>Completed</i>	
Personal Statement/Essay <i>Completed</i>	
Financial Information <i>Completed</i>	
Community Service <i>Completed</i>	
Extracurricular Involvement <i>Completed</i>	
Additional Questions <i>In Progress</i>	
Student Agreement <i>Completed</i>	

Previous Step **Next Step** **Submit Application**

15. Click Submit Application. CONGRATULATIONS! Your application is now complete and you can review which scholarships match your profile.

