

# SCOE BIZ

## Business Services Bulletin No. 21-13



5340 Skylane Boulevard  
Santa Rosa, CA 95403-8246  
(707) 524-2600 ■ [www.scoe.org](http://www.scoe.org)

---

February 25, 2021

To: District and Charter Business Services  
From: Sarah Lampenfeld, Director of External Fiscal Services  
Subject: February 2021 Edition

### **2020-21 First Principal Apportionment**

The 2020–21 First Principal Apportionment (P-1) has been certified, which includes updated calculations for 2019–20 (Annual) and 2018–19 (Annual R2). The following information is available on the California Department of Education’s (CDE) website at <https://www.cde.ca.gov/fg/aa/pa/pa2021.asp> to assist local educational agencies (LEA) in understanding the components of the 2020–21 P-1 Apportionment:

- Apportionment letter and accompanying attachment that describe the funding calculations and available resources.
- LEA Funding Detail:
  - Funding Exhibits: Detailed entitlement calculations by LEA for each Principal Apportionment program.
  - Excel files: Principal Apportionment Summary, Adjustments and Prior Year Recomputations, Payment Schedules, etc. Includes two new Excel files showing 1) the Education Protection Account (EPA) Entitlement Calculations - Revised as of Annual; and 2) the Senate Bill 820 Growth Funding Determinations List.
  - Statewide LCFF Summary Data: Statewide summary data of the main components of the Local Control Funding Formula (LCFF), including base, supplemental, and concentration grants.
- Special Education Assembly Bill 602 ADA, Statewide Rates and Factors, and Out-of-Home Care information is also available on the Special Education web page at <https://www.cde.ca.gov/fg/aa/se/index.asp>.

### **2020–21 EPA Third Quarter Apportionment**

The 2020–21 Third Quarter Apportionment for the EPA has also been certified. The EPA entitlement schedule and apportionment letter are now available on the California Department of Education website at <https://www.cde.ca.gov/fg/aa/pa/epa2021.asp>. County treasurers are estimated to receive warrants for the EPA apportionment on March 25, 2021, with postings for school districts and charter schools immediately following receipt of funds.

### **ESSA PPE Update**

The web application for LEAs to submit school and LEA-level per-pupil expenditure data has been open since mid-November. All **LEAs (both District and Charters) are expected to submit data to the CDE no later than March 1, 2021**. Login information for the application was sent to each LEA Superintendent and Administrators of direct-funded charter schools listed in the California School Directory. Please contact your SCOE Fiscal Advisor with any last-minute questions.

### **Supplemental 75 Cent Rate Increase Payments**

As a part of the 2020 Budget Act funds from the Federal Trust Fund and State General Fund were allocated to increase rates for meals served during the COVID-19 pandemic. Eligible LEAs that served meals between March 13, 2020 through August 2020 were eligible for an increased reimbursement of \$0.75 for breakfasts and lunches served during that time. Recently, the CDE issued payments to LEAs for the period of April through August. March claims will be processed this Spring.

Since these funds are supplemental rate increases from both Federal CARES and State Proposition (Prop) 98 the CDE created two new resources. The resources are:

- ✚ RS 5316 – Child Nutrition: COVID CARES Act Supplemental Meal Reimbursement (federal resource code)
- ✚ RS 7027 – Child Nutrition: COVID State Supplemental Meal Reimbursement

Additional details on the supplemental rate increase can be found [here](#).

### **CARS – Consolidated Application and Reporting System**

The CARS Winter Release of data collections is now open. The deadline for data certification is **February 28, 2021**. The CDE offers a training webinar for new users, Navigating CARS. The webinar can be accessed at <https://www.cde.ca.gov/fg/aa/co/cars.asp>. Details on changes in reporting for the Winter Release can be found at the same link. Please contact Katie Anderson at [kanderson@scoe.org](mailto:kanderson@scoe.org) or your SCOE Fiscal Advisor if you have not yet certified your CARS required data submission.

### **Classified School Employee Summer Assistance Program Year-3 (2021-22)**

School districts and county offices of education that elected to participate in the Classified School Employee Summer Assistance Program (CSESAP) for the 2021–22 school year must notify the California Department of Education (CDE) of this election **by April 1, 2021**. The web-based reporting application to make this notification will be open on March 2<sup>nd</sup>, available under the 2021-22 School Year, Request for Application Section of CDE’s CSESAP web page at: <https://www.cde.ca.gov/fg/aa/ca/csesap.asp>. If you have any questions regarding this program, please contact Derrick Andrade, Fiscal Consultant, School Fiscal Services Division, by email at [csesap@cde.ca.gov](mailto:csesap@cde.ca.gov).

### **Low- Performing Student Block Grant**



These funds are available for expenditure or encumbrance during fiscal years 2018-19, 2019-20 and 2020-21 only. LEAs will need to report on or before November 1, 2021 regarding the implementation of the plan, the strategies used, and whether those strategies increased the academic performance of the pupils identified by the block grant. In preparation of the release of the final reporting LEAs should review fund balances to ensure all funds are spent by June 30, 2021.

### **Developer Fee Study Reminder**

For a school district to levy statutory developer (level 1) fees, it is required to prepare a developer fee justification study that demonstrates a reasonable relationship between residential, commercial and industrial development in the district and the need for additional school facilities. While the State Allocation Board (SAB) adjusts statutory developer fees every even-numbered year, it’s important to note a school district should also consider updating its study when circumstances change, such as when student enrollment decreases or classroom capacity increases.

### **Coronavirus Response and Relief Supplemental Appropriations Act, 2021 (CRRSA Act) funding**

In response to COVID-19 the U.S. Congress passed CRRSA on December 27, 2020. This federal stimulus funding is the second act of federal relief due to COVID-19. The two main funding sources of the stimulus are the Elementary and Secondary School Emergency Relief (ESSER II) and the Governor’s Emergency Education Relief Fund (GEER II).

- 
**ESSER II:** Funds will be distributed to LEAs in proportion to their 2020-21 share of Title I. Preliminary allocations and allowable uses were released on February 13<sup>th</sup> and can be found <https://www.cde.ca.gov/fg/fo/r14/esseriioresult.asp>. ESSER II has a separate resource than ESSER I. ESSER II's resource is 3212 and is now available. **Important note:** In order to be included in the first apportionment, LEAs must submit the ESSER II Legal Assurances **by March 12, 2021**.
- 
**GEER II:** Funding allocations and allowable uses will be determined through the state budget process. Stayed tuned....

### **Fiscal Report by School Service of California**

School Services provides excellent explanation to current topics. If you are a member of School Services of California you can also see their reports by logging in to view on their web page or subscribe to their email service. Attached for your convenience is a fiscal report on the caution /explanation with the out-year's cost-of-living-adjustment (COLA) estimates included in the 2021-22 Governor's Budget Dartboard.

- The Case for COLA Caution
- Foreshadowing the Impact of Declining Enrollment on 2022-23: Act Now

### **Attachments:**

- 2020-21 First Principal Apportionment Summary
- 2020-21 First Principal Apportionment Monthly Payments

### **Dates to Remember:**

|            |  |
|------------|--|
| 03/05/2021 | ESCAPE Finance User Group Meeting                    |
| 03/11/2021 | Escape Webinar – Original Budget Development 2021-22 |
| 03/15/2021 | 2 <sup>nd</sup> Interim Reports due to SCOE          |
| 03/17/2021 | Aeries User Group Meeting (morning)                  |
| 03/17/2021 | SchoolWise User Group Meeting (afternoon)            |
| 03/18/2021 | Escape Position Control Budget Development Workshop  |
| 03/25/2021 | DBUG   |

### ***NOTE:***

- Want to add something to a DBUG Agenda? Want a topic added to SCOE Biz? Contract DBUG Chair Christina Menicucci
- Documents presented at DBUG found posted at <http://www.scoe.org/pub/htdocs/fiscal-dbug.html>
- Workshop manuals and Fiscal Services/IT forms may be found at <http://www.scoe.org/escape> under the heading of Resources on the left side of the page.

## School and College Legal March Workshops via Zoom

### **March 1 – Brown Act, Ethics, and Conflicts of Interest (K-12/CCD)**

\*\*Please note, this is a duplicate of the workshop that will be presented on March 12<sup>th</sup> therefore, please do not register for both.\*\*

*SCLS will be offering a workshop on the Brown Act, Ethics and Conflicts of Interest for K-12 and Community College District board and governance team members. The workshop will provide a general introduction for newly elected and appointed board members as well as update experienced board and governance team members on recent changes in the law.*

- [DETAILS/REGISTER](#)
- Brown Act Basics with Hypotheticals
  - The Political Reform Act
  - Prohibitions on Self-Dealing Contracts

### **March 2 – Review of New Legislation Impacting Education for 2021 (K-12)**

- [DETAILS/REGISTER](#)
- New legislation
  - New legal decisions
  - Miscellaneous issues

### **March 3 – How to Respond to a Public Records Act Request (K-12/CCD)**

- [DETAILS/REGISTER](#)
- Introduction to the Act
  - Time Limits for Responding to Requests
  - Exempt Records
  - Best Practices for Responses

### **March 10 – Human Resources – Personnel Academy (K-12)**

- [DETAILS/REGISTER](#)
- Advertising/Hiring of Employees
  - Leaves
  - Discipline and more!

### **March 12 – Brown Act, Ethics, and Conflicts of Interest (K-12/CCD)**

\*\*Please note, this is a duplicate of the workshop that was presented on March 1<sup>st</sup> therefore, please do not register for both.\*\*

### **March 16 – Public Contracting (K-12/CCD)**

- [DETAILS/REGISTER](#)
- Competitive Bidding Requirements
  - Change Orders
  - Bidding Exceptions
  - Professional Services
  - When is an RFQ required?
  - Lease-Leaseback
  - Energy Service Contracts
  - Emergencies
  - Technology Purchases
  - DSA Approval
  - Performance and Payment Bonds
  - Stop Notices
  - Prevailing Wages/Labor Compliance/DIR-OPSC Issues
  - Prop 39 Projects
  - New Pre-Qualification Rules
  - Piggybacking

***March 30 – Collective Bargaining: Everything District Negotiators Need to Know for  
the 2020-2021 School Year (K-12/CCD)***

**[DETAILS/REGISTER](#)**

- Educational Employment Relations Act
- Public Employment Relations Board
- Scope of Representation
- Negotiations Process
- Grievances
- Unfair Practice Charges
- Labor Relations

[Click Here for COVID-19 Related Resources](#)

## FISCAL REPORT

---

### The Case for COLA Caution

 [BY JOHN GRAY](#)

 [BY PATTI F. HERRERA, EDD](#)

 [BY DAVE HECKLER](#)

 [BY MATT PHILLIPS, CPA](#)

Copyright 2021 School Services of California, Inc.

posted February 11, 2021

Rest assured that when we published our [2021–22 Governor’s Budget Dartboard](#) with our out-year cost-of-living-adjustment (COLA) estimates that are lower than those of the Department of Finance (DOF), we were cognizant of the impact it would have on our K–12 and community college clients, which are in the throes of budget development and multiyear projections (MYP). Publishing alternative estimates is not something we do regularly nor without great and careful deliberation.

Since the publication of our Dartboard, we have received many inquiries about our COLA estimates and why they are significantly different from DOF’s official out-year estimates. We know these questions come to us from public education agencies that not only need to meet their Assembly Bill 1200 obligations demonstrating fiscal soundness, but that are also in the midst of (or anticipate imminent) negotiations with their local labor partners. So, “getting it right” is of paramount importance.

#### **The Composition of COLA**

COLAs for K–12 and community college agencies are derived from a specific index—the federal Implicit Price Deflator for state and local governments—embedded in the laws for K–14 general apportionments. The index is comprised of a basket of goods and services consumed by local and state government entities across the nation, adjusted annually (up or down) to reflect their aggregate costs. The idea, of course, is to maintain the purchasing power of public dollars year-over-year to ensure that public agencies, such as school districts and community colleges, can maintain the current level of educational services.

In other words, the Implicit Price Deflator is the public agency version of the better-known Consumer Price Index (CPI). But because governments spend their resources differently from private citizens, it is important to track the change in the cost of goods and services specifically for them.

While we use the same index the DOF uses for our out-year COLA estimates, some of our cost assumptions for factors in the index differ markedly from the DOF’s assumptions.

It is no secret that state and local governments have borne a significant cost burden to address and mitigate the health and economic effects of COVID-19. Last May (2020), Governor Gavin Newsom warned that California was staring down a \$54 billion budget shortfall after starting off the new year celebrating an anticipated surplus. And California, unlike most of the nation, is lucky. While one of 50 states in the union, California is unique. We have the Silicon Valley—home to some of the most innovative and wealthiest companies and owners in the world. And perhaps second only to New York, California has one of the most aggressive and progressive tax structures in the United States—meaning, we aggressively tax our highest income earners (the “one-percenters”) the most. The combination of housing some of the world’s most advanced technology companies and our progressive tax system has cushioned state coffers—and by extension, education funding—from a dreaded COVID-19 recession. Others have not been so lucky.

### **COLA: Recent History**

Although crux of this publication unpacks the differences in future statutory COLA estimates, we would be remiss if we did not acknowledge an equally important trend related to the statutory COLA. This is that the statutory COLA does not always equate to what the state funds. Looking at the current and two prior years, the statutory and funded COLA have been congruent only once. 2018–19 was the year of the “Super COLA”, while 2020–21 is the year of the “No COLA”. If you consider the “Catch-up COLA” in 2021–22, that will make three out of four consecutive years in which the statutory COLA is different from the funded COLA. This dynamic creates additional risks to the assumptions public education agencies use in budget development and MYP.

### **COLA: The Near- and Medium-Term View**

Importantly, the Implicit Price Deflator accounts for the economic conditions of all local and state public agencies across the nation. Nearly 60% of the index is related to the wages of local and state government workers, while the remainder is tied to transportation and other operational costs.

Although the final statutory COLA will be based on actual changes in state and local government spending, the figures are still largely unknown. We currently have seven of eight data points needed to calculate the 2021–22 statutory COLA, only three of eight data points for the 2022–23 statutory COLA, and none of the data points for 2023–24.

The horizon paints a sobering picture with respect to the wages of public employees. Because of budgetary impact of COVID-19 on public agencies, it is difficult to imagine anything but small wage increases over the coming years. In fact, the State of California imposed a 10% furlough on its employees last June, which has yet to be restored even though the state’s economy and General Fund picture have rebounded beyond anyone’s wildest dreams. Moreover, debate continues in Washington, D.C. over the need to provide local and state governments additional stimulus funds, so their fiscal recovery is anything but certain.

Similarly, with respect to non-wage costs, price increases (i.e., petroleum costs) are moderate now with downward pressure looking into the future. For example, the surplus of commercial property vacated because of stay-at-home orders or choices by private companies will surely drive down lease payments.

The combination of these factors influences School Services of California Inc.'s COLA estimates for the coming years and suggest nominal to moderate increases in the near and medium term. Consequently, we urge caution on behalf of our clients.

### **Assess Your Risk Tolerance**

Ultimately, the assumptions each public education agency uses to build its budgets and MYP depends on its unique tolerances for risk. Agencies with healthy reserves and plans to address known cost increases, may tolerate more risks to their budgets. However, there are factors that every agency should consider when conducting a risk assessment. This includes student enrollment trends (namely, declining enrollment), which will drive state apportionments, and the awareness that the recent hold harmless provisions included in the 2020 Budget Act will likely expire at the end of this fiscal year to be felt most acutely in 2022–23. It also includes rising pension obligations when similar Budget Act benefits to buy down employer contribution rates fade away the same year.

If public education agencies do not properly account for these out-year cost pressures when considering which COLA assumptions to apply, it could create very difficult local conditions in the near and medium term. Consequently, we counsel our clients to evaluate their out-year risks carefully to determine the COLA assumptions they can afford to use.

[Click Here for COVID-19 Related Resources](#)

## FISCAL REPORT

### Foreshadowing the Impact of Declining Enrollment on 2022–23: Act Now

✉ [BY JOHN GRAY](#)

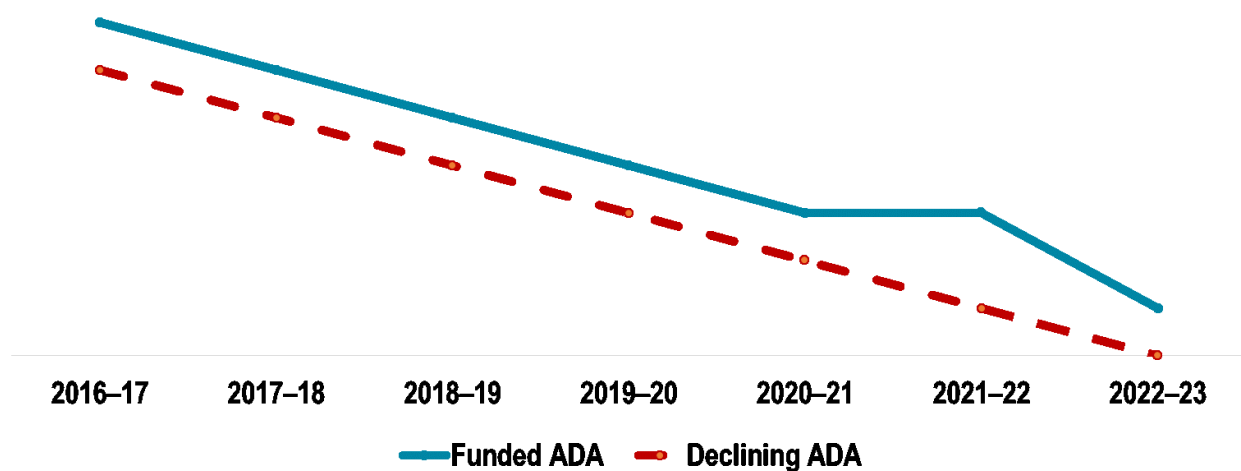
✉ [BY ROBERT MCENTIRE, EDD](#)

Copyright 2021 School Services of California, Inc.

posted November 6, 2020

As we travel the state helping local educational agencies (LEAs) work through complex problems, concerns regarding stakeholder ambivalence about the looming impact of the hold harmless provision on the multiyear projections, staffing and fiscal solvency for declining enrollment districts is beginning to ring loud. Executive Order N-26-20 provided average daily attendance (ADA) protection in 2019–20 by amending the calendar used to determine the period for Second Principal Apportionment (P-2) and the Annual Apportionment (P-Annual). In fact, both P-2 and P-Annual concluded by February 29, 2020. Education Code Section (EC §) 43502(b) requires the California Department of Education to use actual attendance reported at the 2019–20 P-2 and P-Annual reporting periods as the basis for funding in 2020–21, and this includes all programs funded on an ADA-basis such as the Mandate Block Grant and the Lottery. Attendance for 2020–21 is not collected by the state, so ADA protection extends to 2021–22, as seen in the figure below.

#### MYP Declining Enrollment Districts



While the Executive Order provided a brief respite for ADA, it did nothing for the other major component of the Local Control Funding Formula (LCFF) calculation—the unduplicated pupil percentage (UPP). Under normal circumstances, the UPP population is collected through direct certification at the county level, completion of qualifying free or reduced-price meals (FRPM) applications, or an income verification form. In an effort to address food insecurity, the USDA has extended the fully funded summer feeding programs for LEAs that qualify, thereby removing any incentive for families to complete the FRPM application. This leaves LEAs with the daunting task of collecting income verification forms for which there is no direct benefit to families for completing, only the promise for more classroom funding, when students are learning from home. The UPP number used in the LCFF calculation includes data for three years, so the impact from this year will be muted some, but will affect funding for the neediest students in the state for the next three years.

LEAs with declining enrollment will benefit from having their ADA held harmless for 2020–21 and 2021–22, but could see a substantial reduction in funding due to the reality that families are just refusing to submit income verification forms resulting in a lower UPP. Compounding matters further, the hold harmless has created the perception that “everything is okay,” for many stakeholders while most LEAs are in declining enrollment. Districts that are experiencing ongoing declining enrollment will have to address the cumulative impact of two or more years of decline in 2022–23. Despite the ADA hold harmless, we recommend that districts take the necessary steps to align staffing and expenditures to the number of students being served during the 2021–22 fiscal year and not based on a hold harmless.



**Principal Apportionment Summary**

2020-21 First Principal (P-1) Apportionment

California Department of Education

Legend: AB 602 = Assembly Bill 602; ADA = Average Daily Attendance; COE = County Office of Education; LCFF = Local Control Funding Formula; PY = Prior Year; EPA = Education Protection Account; \* = Closed or not operating charters in 2020-21 fiscal year

Payment Type: 1 = Paid pursuant to Education Code (EC) Section 14041(a)(2); 2 = Paid pursuant to EC Section 14041(a)(6); 3 = Paid pursuant to EC Section 14041(a)(7)

| County Code   | District Code | School Code | Charter Number | Charter Fund Type | Local Educational Agency       | District Type | County Office of Education LCFF State Aid (0000-8011) A-1 | School District LCFF State Aid (0000-8011) A-2 | Charter School LCFF State Aid (0000-8011) A-3 | School District Basic Aid "Choice" (0000-8011) A-4 | School District Basic Aid Supplement Charter School Adjustment (0000-8011) A-7 | Special Education AB 602 (6500-8311) A-9 | Special Education Infants 0-2 (6510-8311) A-10 | Transfer of Funds for County Served District Funded ADA (0000-7142 for districts and 0000-8710 for COEs) A-11 | New or Expanding Charter Advance Payments (0000-8011) A-13 | School District Advance Payments of In-lieu of Property Tax Transfers for New or Expanding Charter Schools (0000-8011) A-14 | Amount Charter Overpaid A-15 | PY Amount Charter Overpaid A-16 | Adjustments and PY Recomputations A-17 | Total Principal Apportionment (Sum of A-1 through A-17) B-1 | EPA Entitlement (1400-8012) C-1 | Total of LCFF State Aid and EPA Entitlement (A-1 + A-2 + A-3 + C-1) D-1 |
|---------------|---------------|-------------|----------------|-------------------|--------------------------------|---------------|---|--|---|--|--|--|--|---|--|---|------------------------------|---------------------------------|--|---|---------------------------------|---|
| 49            | 70961         | 6052302     | 0904           | L                 | Twin Hills Charter Middle      | ELEMENTARY    | -   | -  | 721,405                                       | -  | -  | -  | -  | -   | -  | -   | -                            | -                               | (32,683)                               | 688,722   | 371,123                         | 1,092,528   |
| 49            | 70979         | 0000000     | N/A            | N/A               | Two Rock Union                 | ELEMENTARY    | -   | 652,380  | -   | -  | -  | -  | -  | -   | -  | -   | -                            | -                               | (76,329)                               | 576,051   | 289,760                         | 942,140   |
| 49            | 70995         | 0000000     | N/A            | N/A               | Waugh Elementary               | ELEMENTARY    | -   | 2,917,812                                      | -   | -  | -  | -  | -  | -   | -  | -   | -                            | -                               | (179,232)                              | 2,738,580   | 1,566,929                       | 4,484,741   |
| 49            | 71001         | 0000000     | N/A            | N/A               | West Side Union Elementary     | ELEMENTARY    | -   | 78,195   | -   | -  | -  | -  | -  | -   | -  | -   | -                            | -                               | (28,257)                               | 49,938  | 33,058                          | 111,253   |
| 49            | 71019         | 0000000     | N/A            | N/A               | Wilmar Union Elementary        | ELEMENTARY    | -   | 392,977  | -   | -  | -  | -  | -  | -   | -  | -   | -                            | -                               | (51,011)                               | 341,966   | 45,900                          | 438,877   |
| 49            | 71035         | 0000000     | N/A            | N/A               | Wright Elementary              | ELEMENTARY    | -   | 5,100,022                                      | -   | -  | -  | -  | -  | (14,866)  | -  | -   | -                            | -                               | (201,592)                              | 4,883,564   | 1,198,291                       | 6,298,313   |
| 49            | 71035         | 6052377     | 1087           | L                 | Wright Charter                 | ELEMENTARY    | -   | -  | 2,111,570                                     | -  | -  | -  | -  | -   | -  | -   | -                            | -                               | (48,398)                               | 2,063,172   | 571,645                         | 2,683,215   |
| 49            | 73882         | 0000000     | N/A            | N/A               | Cotati-Rohnert Park Unified    | UNIFIED       | -   | 23,690,476                                     | -   | -  | -  | -  | -  | (15,085)  | -  | -   | -                            | -                               | (1,078,519)                            | 22,596,872  | 3,684,005                       | 27,374,481  |
| 49            | 73882         | 0123786     | 1281           | D                 | Crede High                     | UNIFIED       | -   | -  | 1,546,613                                     | -  | -  | -  | -  | -   | -  | -   | -                            | -                               | (48,874)                               | 1,497,739   | 612,743                         | 2,159,356   |
| 49            | 75358         | 0000000     | N/A            | N/A               | Windsor Unified                | UNIFIED       | -   | 15,918,148                                     | -   | -  | -  | -  | -  | -   | -  | -   | -                            | -                               | (416,716)                              | 15,501,432  | 1,127,880                       | 17,046,028  |
| 49            | 75358         | 0114934     | 0912           | D                 | Village Charter                | UNIFIED       | -   | -  | 394,692                                       | -  | -  | -  | -  | -   | -  | -   | -                            | -                               | -                                      | 394,692   | 20,730                          | 415,422   |
| 49            | 75358         | 6052369     | 0162           | L                 | Cali Calmecac Language Academy | UNIFIED       | -   | -  | 4,537,970                                     | -  | -  | -  | -  | -   | -  | -   | -                            | -                               | -                                      | 4,537,970   | 247,841                         | 4,785,811   |
| 49            | 75390         | 0000000     | N/A            | N/A               | Healdsburg Unified             | UNIFIED       | -   | 1,012,698                                      | -   | -  | -  | -  | -  | (14,095)  | -  | -   | -                            | -                               | -                                      | 998,603   | 269,160                         | 1,281,858   |
| <b>TOTALS</b> |               |             |                |                   |                                |               | <b>\$ 8,209,603</b>                                       | <b>\$ 169,660,000</b>                          | <b>\$ 66,320,151</b>                          | <b>\$ 217,912</b>                                  | <b>\$ 25,174,723</b>   | <b>\$ 46,070,950</b>                     | <b>\$ 521,674</b>                              | <b>\$ 36,078</b>  | <b>\$ (111,543)</b>  | <b>\$ (28,795)</b>  | <b>\$ -</b>                  | <b>\$ (872,133)</b>             | <b>\$ (9,471,482)</b>                  | <b>\$ 305,727,138</b>                                       | <b>\$ 33,719,822</b>            | <b>\$ 277,909,576</b>   |

Prepared by: California Department of Education

School Fiscal Services Division

February 2021

Monthly Payment Schedule by Local Educational Agency

2020-21 First Principal (P-1) Apportionment  
California Department of Education

Payment Plan ID: 1 = Paid pursuant to California Education Code (EC) Section 14041(a)(2); 2 = Paid pursuant to EC Section 14041(a)(6); 3 = Paid pursuant to EC Section 14041(a)(7)  
\* = Local educational agency (LEA) exemption from P-1 deferral(s) approved pursuant to EC 14041.8. LEA receives the greater of the approved exemption or amount calculated using deferral formula, not to exceed the unadjusted payment amount.

| County Code | District Code | School Code | Charter Number | Charter Fund Type | Local Educational Agency            | Payment Plan ID | Approved Deferral Exemption(s)* | Total P-1 Apportionment A | Advance Payments (July 2020 - January 2021) B | Balance Due (P-1 Total minus Advance Payments) C | February 2021 Unadjusted Payment (1/5 of Balance Due) D | LEA Exemption from February 2021 Deferral* E | February Deferral Percentage F | Portion of February 2021 Payment Deferred to November 2021 (If E>D, D-E; else DxF) G | February 2021 Payment Net of Deferral (D-G) H | March 2021 Unadjusted Payment (1/5 of Balance Due) I | LEA Exemption from March 2021 Deferral* J | March Deferral Percentage K | Portion of March 2021 Payment Deferred to October 2021 (If J>I, I-J; else IxK) L | March 2021 Payment Net of Deferral (I-L) M | April 2021 Unadjusted Payment (1/5 of Balance Due) N | LEA Exemption from April 2021 Deferral* O | April Deferral Percentage P | Portion of April 2021 Payment Deferred to September 2021 (If O>N, N-O; else NxP) Q | April 2021 Payment Net of Deferral (N-Q) R |
|-------------|---------------|-------------|----------------|-------------------|-------------------------------------|-----------------|---------------------------------|---------------------------|---|--|---|--|--------------------------------|--|---|--|---|-----------------------------|--|--|--|---|-----------------------------|--|--|
| 49          | 10496         | 000000      | N/A            | N/A               | Sonoma Co. Office of Education      | 1               | N/A                             | 54,477,795                | 31,501,178                                    | 22,976,617                                       | 4,595,323   | -  | 0.4826909789                   | 2,218,121  | 2,377,202                                     | 4,595,323  | -   | 0.7466830709                | 3,431,250  | 1,164,073                                  | 4,595,323  | -   | 0.7560870072                | 3,474,464  | 1,120,859                                  |
| 49          | 70599         | 000000      | N/A            | N/A               | Alexander Valley Union Elementary   | 2               | N/A                             | 323,473                   | 215,956                                       | 107,517  | 21,503  | -  | 0.4826909789                   | 10,379   | 11,124  | 21,503   | -   | 0.7466830709                | 16,056   | 5,447                                      | 21,503   | -   | 0.7560870072                | 16,258   | 5,245                                      |
| 49          | 70607         | 000000      | N/A            | N/A               | West Sonoma County Union High       | 1               | N/A                             | 5,393,322                 | 3,411,052                                     | 1,982,270  | 396,454   | -  | 0.4826909789                   | 191,365  | 205,089                                       | 396,454  | -   | 0.7466830709                | 296,025  | 100,429                                    | 396,454  | -   | 0.7560870072                | 299,754  | 96,700                                     |
| 49          | 70615         | 000000      | N/A            | N/A               | Belleuve Union                      | 1               | N/A                             | 8,475,754                 | 5,064,919                                     | 3,410,835  | 682,167   | -  | 0.4826909789                   | 329,276  | 352,891                                       | 682,167  | -   | 0.7466830709                | 509,363  | 172,804                                    | 682,167  | -   | 0.7560870072                | 515,778  | 166,389                                    |
| 49          | 70623         | 000000      | N/A            | N/A               | Bennett Valley Union Elementary     | 1               | N/A                             | 2,874,184                 | 1,868,125                                     | 1,006,059  | 201,212   | -  | 0.4826909789                   | 97,123   | 104,089                                       | 201,212  | -   | 0.7466830709                | 150,242  | 50,970                                     | 201,212  | -   | 0.7560870072                | 152,134  | 49,078                                     |
| 49          | 70649         | 000000      | N/A            | N/A               | Cinnabar Elementary                 | 1               | N/A                             | 1,085,172                 | 607,238                                       | 477,934  | 95,587  | -  | 0.4826909789                   | 46,139   | 49,448  | 95,587   | -   | 0.7466830709                | 171,373  | 24,214                                     | 95,587   | -   | 0.7560870072                | 72,272   | 23,315                                     |
| 49          | 70649         | 6051635     | 1310           | L                 | Cinnabar Charter                    | 1               | N/A                             | 1,220,830                 | 604,871                                       | 615,959  | 123,192   | -  | 0.4826909789                   | 59,464   | 63,728  | 123,192  | -   | 0.7466830709                | 91,985   | 31,207                                     | 123,192  | -   | 0.7560870072                | 93,144   | 30,048                                     |
| 49          | 70656         | 000000      | N/A            | N/A               | Cloverdale Unified                  | 2               | N/A                             | 3,080,181                 | 2,586,619                                     | 493,562  | 98,712  | -  | 0.4826909789                   | 47,647   | 51,065  | 98,712   | -   | 0.7466830709                | 73,707   | 25,005                                     | 98,712   | -   | 0.7560870072                | 74,635   | 24,077                                     |
| 49          | 70672         | 000000      | N/A            | N/A               | Dunham Elementary                   | 1               | N/A                             | 326,345                   | 172,083                                       | 154,262  | 30,852  | -  | 0.4826909789                   | 14,892   | 15,960  | 30,852   | -   | 0.7466830709                | 23,037   | 7,815                                      | 30,852   | -   | 0.7560870072                | 23,327   | 7,525                                      |
| 49          | 70672         | 0122440     | 1194           | L                 | Dunham Charter                      | 1               | N/A                             | 807,015                   | 458,480                                       | 348,535  | 69,707  | -  | 0.4826909789                   | 33,647   | 36,060  | 69,707   | -   | 0.7466830709                | 52,049   | 17,658                                     | 69,707   | -   | 0.7560870072                | 52,705   | 17,002                                     |
| 49          | 70680         | 000000      | N/A            | N/A               | Forestville Union Elementary        | 1               | N/A                             | 633,246                   | 349,396                                       | 283,850  | 56,770  | -  | 0.4826909789                   | 27,402   | 29,368  | 56,770   | -   | 0.7466830709                | 42,389   | 14,381                                     | 56,770   | -   | 0.7560870072                | 42,923   | 13,847                                     |
| 49          | 70680         | 0112987     | 0842           | L                 | Forestville Academy                 | 1               | N/A                             | 144,990                   | 79,334  | 65,656   | 13,131  | -  | 0.4826909789                   | 6,338  | 6,793   | 13,131   | -   | 0.7466830709                | 9,805  | 3,326                                      | 13,131   | -   | 0.7560870072                | 9,928  | 3,203                                      |
| 49          | 70698         | 000000      | N/A            | N/A               | Fort Ross Elementary                | 1               | N/A                             | 72,066                    | 39,636  | 32,430   | 6,486   | -  | 0.4826909789                   | 3,131  | 3,355   | 6,486  | -   | 0.7466830709                | 4,843  | 1,643                                      | 6,486  | -   | 0.7560870072                | 4,904  | 1,582                                      |
| 49          | 70706         | 000000      | N/A            | N/A               | Geyserville Unified                 | 1               | N/A                             | 551,804                   | 305,104                                       | 246,700  | 49,340  | -  | 0.4826909789                   | 23,816   | 25,524  | 49,340   | -   | 0.7466830709                | 36,841   | 12,499                                     | 49,340   | -   | 0.7560870072                | 37,305   | 12,035                                     |
| 49          | 70714         | 000000      | N/A            | N/A               | Gravenstein Union Elementary        | 1               | N/A                             | 2,814,516                 | 1,457,273                                     | 1,357,243  | 271,449   | -  | 0.4826909789                   | 131,026  | 140,423                                       | 271,449  | -   | 0.7466830709                | 202,686  | 68,763                                     | 271,449  | -   | 0.7560870072                | 205,239  | 66,210                                     |
| 49          | 70714         | 6051742     | 1445           | L                 | Gravenstein Elementary              | 1               | N/A                             | 1,475,833                 | 836,507                                       | 636,326  | 127,865   | -  | 0.4826909789                   | 61,719   | 66,146  | 127,865  | -   | 0.7466830709                | 95,475   | 32,390                                     | 127,865  | -   | 0.7560870072                | 96,677   | 31,188                                     |
| 49          | 70714         | 6051759     | 1444           | L                 | Hillcrest Middle                    | 1               | N/A                             | 739,401                   | 432,563                                       | 306,838  | 61,368  | -  | 0.4826909789                   | 29,622   | 31,746  | 61,368   | -   | 0.7466830709                | 45,822   | 15,546                                     | 61,368   | -   | 0.7560870072                | 46,400   | 14,968                                     |
| 49          | 70722         | 000000      | N/A            | N/A               | Guerneville Elementary              | 1               | N/A                             | 620,658                   | 620,943                                       | (285)  | (57)  | -  | 0.4826909789                   | (28)   | (29)  | (57)   | -   | 0.7466830709                | (43)   | (14)                                       | (57)   | -   | 0.7560870072                | (43)   | (14)                                       |
| 49          | 70722         | 0139048     | 2037           | D                 | California Pacific Charter - Sonoma | 1               | N/A                             | 1,109,575                 | 587,467                                       | 522,108  | 104,422   | -  | 0.4826909789                   | 50,404   | 54,018  | 104,422  | -   | 0.7466830709                | 77,970   | 26,452                                     | 104,422  | -   | 0.7560870072                | 78,952   | 25,470                                     |
| 49          | 70722         | 6051767     | 1978           | L                 | Guerneville Elementary (Charter)    | 1               | N/A                             | 808,965                   | 421,893                                       | 387,072  | 77,414  | -  | 0.4826909789                   | 37,367   | 40,047  | 77,414   | -   | 0.7466830709                | 57,804   | 19,610                                     | 77,414   | -   | 0.7560870072                | 58,532   | 18,882                                     |
| 49          | 70730         | 000000      | N/A            | N/A               | Harmony Union Elementary            | 1               | N/A                             | 2,407,792                 | 1,262,470                                     | 1,145,322  | 229,064   | -  | 0.4826909789                   | 110,567  | 118,497                                       | 229,064  | -   | 0.7466830709                | 171,038  | 58,026                                     | 229,064  | -   | 0.7560870072                | 173,192  | 55,872                                     |
| 49          | 70730         | 6110639     | 0941           | L                 | Salmon Creek School - A Charter     | 1               | N/A                             | 513,792                   | 289,006                                       | 224,786  | 44,957  | -  | 0.4826909789                   | 21,700   | 23,257  | 44,957   | -   | 0.7466830709                | 33,569   | 11,388                                     | 44,957   | -   | 0.7560870072                | 33,991   | 10,966                                     |
| 49          | 70730         | 6120588     | 0492           | D                 | Pathways Charter                    | 1               | N/A                             | 1,510,104                 | 865,138                                       | 644,966  | 128,993   | -  | 0.4826909789                   | 62,264   | 66,729  | 128,993  | -   | 0.7466830709                | 96,317   | 32,676                                     | 128,993  | -   | 0.7560870072                | 97,530   | 31,463                                     |
| 49          | 70763         | 000000      | N/A            | N/A               | Horicon Elementary                  | 1               | N/A                             | 112,358                   | 61,796  | 50,562   | 10,112  | -  | 0.4826909789                   | 4,881  | 5,231   | 10,112   | -   | 0.7466830709                | 7,550  | 2,562                                      | 10,112   | -   | 0.7560870072                | 7,646  | 2,466                                      |
| 49          | 70789         | 000000      | N/A            | N/A               | Kenwood                             | 2               | N/A                             | 94,090                    | 42,354  | 42,354   | 8,471   | -  | 0.4826909789                   | 4,382  | 4,382   | 8,471  | -   | 0.7466830709                | 6,325  | 2,146                                      | 8,471  | -   | 0.7560870072                | 6,405  | 2,086                                      |
| 49          | 70797         | 000000      | N/A            | N/A               | Liberty Elementary                  | 1               | N/A                             | 1,802,133                 | 1,040,081                                     | 762,052  | 152,410   | -  | 0.4826909789                   | 73,567   | 78,843  | 152,410  | -   | 0.7466830709                | 113,802  | 38,608                                     | 152,410  | -   | 0.7560870072                | 115,235  | 37,175                                     |
| 49          | 70797         | 0107284     | 0653           | D                 | California Virtual Academy @ Sonoma | 1               | N/A                             | 3,469,547                 | 1,922,764                                     | 1,546,783  | 309,357   | -  | 0.4826909789                   | 149,324  | 160,033                                       | 309,357  | -   | 0.7466830709                | 230,992  | 78,365                                     | 309,357  | -   | 0.7560870072                | 313,961  | 75,546                                     |
| 49          | 70797         | 0139568     | 2071           | D                 | Heartwood Charter                   | 1               | Yes                             | 798,655                   | 422,608                                       | 376,047  | 75,209  | -  | 0.4826909789                   | 36,303   | 38,906  | 75,209   | -   | 0.7466830709                | 56,157   | 19,052                                     | 75,209   | 41,249                                    | 0.7560870072                | 33,960   | 41,249                                     |
| 49          | 70797         | 0140228     | 2102           | L                 | Liberty Independent Study           | 1               | N/A                             | 93,723                    | -   | 93,723   | 9,697   | -  | 0.4826909789                   | 9,048  | 18,745  | 18,745   | -   | 0.7466830709                | 13,997   | 4,748                                      | 18,745   | -   | 0.7560870072                | 14,173   | 4,572                                      |
| 49          | 70797         | 6051833     | 1260           | L                 | Liberty Elementary                  | 1               | N/A                             | 754,818                   | 413,459                                       | 341,359  | 68,272  | -  | 0.4826909789                   | 32,954   | 35,318  | 68,272   | -   | 0.7466830709                | 50,978   | 17,294                                     | 68,272   | -   | 0.7560870072                | 51,620   | 16,652                                     |
| 49          | 70805         | 000000      | N/A            | N/A               | Mark West Union Elementary          | 2               | N/A                             | 4,650,511                 | 3,047,893                                     | 1,602,618  | 320,524   | -  | 0.4826909789                   | 154,714  | 165,810                                       | 320,524  | -   | 0.7466830709                | 239,330  | 81,194                                     | 320,524  | -   | 0.7560870072                | 242,344  | 78,180                                     |
| 49          | 70805         | 0105890     | 0616           | L                 | Mark West Charter                   | 2               | N/A                             | 344,673                   | 242,704                                       | 101,969  | 20,394  | -  | 0.4826909789                   | 9,844  | 10,550  | 20,394   | -   | 0.7466830709                | 15,228   | 5,166                                      | 20,394   | -   | 0.7560870072                | 15,420   | 4,974                                      |
| 49          | 70805         | 6051858     | 1417           | L                 | San Miguel Elementary               | 2               | N/A                             | 1,250,377                 | 855,351                                       | 395,026  | 79,005  | -  | 0.4826909789                   | 38,135   | 40,870  | 79,005   | -   | 0.7466830709                | 58,992   | 20,013                                     | 79,005   | -   | 0.7560870072                | 59,735   | 19,270                                     |
| 49          | 70805         | 6111066     | 1422           | L                 | John B. Riebel Elementary           | 2               | N/A                             | 1,160,030                 | 822,752                                       | 337,278  | 67,456  | -  | 0.4826909789                   | 32,560   | 34,896  | 67,456   | -   | 0.7466830709                | 50,368   | 17,088                                     | 67,456   | -   | 0.7560870072                | 51,003   | 16,453                                     |
| 49          | 70813         | 000000      | N/A            | N/A               | Monte Rio Union Elementary          | 1               | N/A                             | 129,882                   | 71,433  | 58,449   | 11,690  | -  | 0.4826909789                   | 5,643  | 6,047   | 11,690   | -   | 0.7466830709                | 8,729  | 2,961                                      | 11,690   | -   | 0.7560870072                | 8,839  | 2,851                                      |
| 49          | 70821         | 000000      | N/A            | N/A               | Montgomery Elementary               | 1               | N/A                             | 91,797                    | 50,490  | 41,307   | 8,261   | -  | 0.4826909789                   | 3,988  | 4,273   | 8,261  | -   | 0.7466830709                | 6,168  | 2,093                                      | 8,261  | -   | 0.7560870072                | 6,246  | 2,015                                      |
| 49          | 70839         | 000000      | N/A            | N/A               | Oak Grove Union Elementary          | 1               | N/A                             | 3,141,687                 | 1,656,344                                     | 1,485,343  | 297,069   | -  | 0.4826909789                   | 143,393  | 153,676                                       | 297,069  | -   | 0.7466830709                | 221,816  | 75,253                                     | 297,069  | -   | 0.7560870072                | 224,610  | 72,459                                     |
| 49          | 70839         | 0138065     | 1985           | D                 | Pivot Charter School - North Bay    | 1               | N/A                             | 3,011,645                 | 1,634,277                                     | 1,377,368  | 275,474   | -  | 0.4826909789                   | 132,969  | 142,505                                       | 275,474  | -   | 0.7466830709                | 205,692  | 69,782                                     | 275,474  | -   | 0.7560870072                | 208,282  | 67,192                                     |
| 49          | 70839         | 6051890     | 0655           | L                 | Oak Grove Elementary/Willows Middle | 1               | N/A                             | 3,117,344                 | 1,827,592                                     | 1,289,352  | 257,870   | -  | 0.4826909789                   | 124,472  | 133,398                                       | 257,870  | -   | 0.7466830709                | 192,547  | 65,323                                     |  |   |                             |  |  |

**Monthly Payment Schedule by Local Educational Agency**  
 2020-21 First Principal (P-1) Apportionment  
 California Department of Education  
 Payment Plan ID: 1 = Paid pursuant to California Education Code (EC) Section 14041(a)(2); 2 = Paid pursuant to EC Section 14041.8  
 \* = Local educational agency (LEA) exemption from P-1 deferral(s) approved pursuant to EC 14041.8. LEA receives the cash

| County Code | District Code | School Code | Charter Number | Charter Fund Type | Local Educational Agency                     | May 2021 Unadjusted Payment (1/5 of Balance Due) S | LEA Exemption from May 2021 Deferral* T | May Deferral Percentage U | Portion of May 2021 Payment Deferred to August 2021 (If T>0, S-T; else SxU) V | May 2021 Payment Net of Deferral (S-V) W | Total Cash Payments in the P-1 Period (H+M+R+W) X | Total P-1 Apportionment Payments Including Deferrals (D+I+N+S) Y |
|-------------|---------------|-------------|----------------|-------------------|--|--|---|---------------------------|---|--|---|--|
| 49          | 10496         | 0000000     | N/A            | N/A               | Sonoma Co. Office of Education               | 4,595,323  | -                                       | 0.7592542216              | 3,489,018   | 1,106,305                                | 5,768,439   | 18,381,292   |
| 49          | 70599         | 0000000     | N/A            | N/A               | Alexander Valley Union Elementary            | 21,503   | -                                       | 0.7592542216              | 16,326  | 5,177                                    | 26,993  | 86,012   |
| 49          | 70607         | 0000000     | N/A            | N/A               | West Sonoma County Union High                | 396,454  | -                                       | 0.7592542216              | 301,009   | 95,445                                   | 497,663   | 1,585,816  |
| 49          | 70615         | 0000000     | N/A            | N/A               | Bellevue Union                               | 682,167  | -                                       | 0.7592542216              | 517,938   | 164,229                                  | 856,313   | 2,728,668  |
| 49          | 70623         | 0000000     | N/A            | N/A               | Bennett Valley Union Elementary              | 201,212  | -                                       | 0.7592542216              | 152,771   | 48,441                                   | 252,578   | 804,848  |
| 49          | 70649         | 0000000     | N/A            | N/A               | Cinnabar Elementary                          | 95,587   | -                                       | 0.7592542216              | 72,575  | 23,012                                   | 119,989   | 382,348  |
| 49          | 70649         | 6051635     | 1310           | L                 | Cinnabar Charter                             | 123,192  | -                                       | 0.7592542216              | 93,534  | 29,658                                   | 154,641   | 492,768  |
| 49          | 70656         | 0000000     | N/A            | N/A               | Cloverdale Unified                           | 98,712   | -                                       | 0.7592542216              | 74,948  | 23,764                                   | 123,911   | 394,848  |
| 49          | 70672         | 0000000     | N/A            | N/A               | Dunham Elementary                            | 30,852   | -                                       | 0.7592542216              | 23,425  | 7,427                                    | 38,727  | 123,408  |
| 49          | 70672         | 0122440     | 1194           | L                 | Dunham Charter                               | 69,707   | -                                       | 0.7592542216              | 52,925  | 16,782                                   | 87,502  | 278,828  |
| 49          | 70680         | 0000000     | N/A            | N/A               | Forestville Union Elementary                 | 56,770   | -                                       | 0.7592542216              | 43,103  | 13,667                                   | 71,263  | 227,080  |
| 49          | 70680         | 0112987     | 0842           | L                 | Forestville Academy                          | 13,131   | -                                       | 0.7592542216              | 9,970   | 3,161                                    | 16,483  | 52,524   |
| 49          | 70698         | 0000000     | N/A            | N/A               | Fort Ross Elementary                         | 6,486  | -                                       | 0.7592542216              | 4,925   | 1,561                                    | 8,141   | 25,944   |
| 49          | 70706         | 0000000     | N/A            | N/A               | Geyserville Unified                          | 49,340   | -                                       | 0.7592542216              | 37,462  | 11,878                                   | 61,936  | 197,360  |
| 49          | 70714         | 0000000     | N/A            | N/A               | Gravenstein Union Elementary                 | 271,449  | -                                       | 0.7592542216              | 206,099   | 65,350                                   | 340,746   | 1,085,796  |
| 49          | 70714         | 6051742     | 1445           | L                 | Gravenstein Elementary                       | 127,865  | -                                       | 0.7592542216              | 97,082  | 30,783                                   | 160,507   | 511,460  |
| 49          | 70714         | 6051759     | 1444           | L                 | Hillcrest Middle                             | 61,368   | -                                       | 0.7592542216              | 46,594  | 14,774                                   | 77,034  | 245,472  |
| 49          | 70722         | 0000000     | N/A            | N/A               | Guerneville Elementary                       | (57)   | -                                       | 0.7592542216              | (43)  | (14)                                     | (71)  | (228)  |
| 49          | 70722         | 0139048     | 2037           | D                 | California Pacific Charter - Sonoma          | 104,422  | -                                       | 0.7592542216              | 79,283  | 25,139                                   | 131,079   | 417,688  |
| 49          | 70722         | 6051767     | 1978           | L                 | Guerneville Elementary (Charter)             | 77,414   | -                                       | 0.7592542216              | 58,777  | 18,637                                   | 97,176  | 309,656  |
| 49          | 70730         | 0000000     | N/A            | N/A               | Harmony Union Elementary                     | 229,064  | -                                       | 0.7592542216              | 173,918   | 55,146                                   | 287,541   | 916,256  |
| 49          | 70730         | 6110639     | 0941           | L                 | Salmon Creek School - A Charter              | 44,957   | -                                       | 0.7592542216              | 34,134  | 10,823                                   | 56,434  | 179,828  |
| 49          | 70730         | 6120588     | 0492           | D                 | Pathways Charter                             | 128,993  | -                                       | 0.7592542216              | 97,938  | 31,055                                   | 161,923   | 515,972  |
| 49          | 70763         | 0000000     | N/A            | N/A               | Horicon Elementary                           | 10,112   | -                                       | 0.7592542216              | 7,678   | 2,434                                    | 12,693  | 40,448   |
| 49          | 70789         | 0000000     | N/A            | N/A               | Kenwood                                      | 8,471  | -                                       | 0.7592542216              | 6,432   | 2,039                                    | 10,633  | 33,384   |
| 49          | 70797         | 0000000     | N/A            | N/A               | Liberty Elementary                           | 152,410  | -                                       | 0.7592542216              | 115,718   | 36,692                                   | 191,318   | 609,640  |
| 49          | 70797         | 0107284     | 0653           | D                 | California Virtual Academy @ Sonoma          | 309,357  | -                                       | 0.7592542216              | 234,881   | 74,476                                   | 388,330   | 1,237,428  |
| 49          | 70797         | 0139568     | 2071           | D                 | Heartwood Charter                            | 75,209   | 75,209                                  | -                         | -   | 75,209                                   | 174,416   | 300,836  |
| 49          | 70797         | 0140228     | 2102           | L                 | Liberty Independent Study                    | 18,745   | -                                       | 0.7592542216              | 14,232  | 4,513                                    | 23,530  | 74,980   |
| 49          | 70797         | 6051833     | 1260           | L                 | Liberty Elementary                           | 68,272   | -                                       | 0.7592542216              | 51,836  | 16,436                                   | 85,700  | 273,088  |
| 49          | 70805         | 0000000     | N/A            | N/A               | Mark West Union Elementary                   | 320,524  | -                                       | 0.7592542216              | 243,359   | 77,165                                   | 402,349   | 1,282,096  |
| 49          | 70805         | 0105890     | 0616           | L                 | Mark West Charter                            | 20,394   | -                                       | 0.7592542216              | 15,484  | 4,910                                    | 25,600  | 81,576   |
| 49          | 70805         | 6051858     | 1417           | L                 | San Miguel Elementary                        | 79,005   | -                                       | 0.7592542216              | 59,985  | 19,020                                   | 99,173  | 316,020  |
| 49          | 70805         | 6111066     | 1422           | L                 | John B. Riebli Elementary                    | 67,456   | -                                       | 0.7592542216              | 51,216  | 16,240                                   | 84,677  | 269,824  |
| 49          | 70813         | 0000000     | N/A            | N/A               | Monte Rio Union Elementary                   | 11,690   | -                                       | 0.7592542216              | 8,876   | 2,814                                    | 14,673  | 46,760   |
| 49          | 70821         | 0000000     | N/A            | N/A               | Montgomery Elementary                        | 8,261  | -                                       | 0.7592542216              | 6,272   | 1,989                                    | 10,370  | 33,044   |
| 49          | 70839         | 0000000     | N/A            | N/A               | Oak Grove Union Elementary                   | 297,069  | -                                       | 0.7592542216              | 225,551   | 71,518                                   | 372,906   | 1,188,276  |
| 49          | 70839         | 0138065     | 1985           | D                 | Pivot Charter School - North Bay             | 275,474  | -                                       | 0.7592542216              | 209,155   | 66,319                                   | 345,798   | 1,101,896  |
| 49          | 70839         | 6051890     | 0655           | L                 | Oak Grove Elementary/Willows Middle          | 257,870  | -                                       | 0.7592542216              | 195,789   | 62,081                                   | 323,700   | 1,031,480  |
| 49          | 70847         | 0000000     | N/A            | N/A               | Old Adobe Union                              | 693,003  | -                                       | 0.7592542216              | 526,165   | 166,838                                  | 869,916   | 2,772,012  |
| 49          | 70847         | 0119750     | 1086           | D                 | River Montessori Elementary Charter          | 48,576   | -                                       | 0.7592542216              | 36,882  | 11,694                                   | 60,976  | 194,304  |
| 49          | 70847         | 0127555     | 1579           | L                 | Loma Vista Immersion Academy                 | 149,141  | -                                       | 0.7592542216              | 113,236   | 35,905                                   | 187,214   | 596,564  |
| 49          | 70847         | 6051924     | 1423           | L                 | Old Adobe Elementary Charter                 | 89,103   | -                                       | 0.7592542216              | 67,652  | 21,451                                   | 111,849   | 356,412  |
| 49          | 70847         | 6072136     | 1424           | L                 | Miwok Valley Elementary Charter              | 110,036  | -                                       | 0.7592542216              | 83,545  | 26,491                                   | 138,127   | 440,144  |
| 49          | 70847         | 6114755     | 1450           | L                 | Sonoma Mountain Elementary                   | 115,271  | -                                       | 0.7592542216              | 87,520  | 27,751                                   | 144,698   | 461,084  |
| 49          | 70854         | 0000000     | N/A            | N/A               | Petaluma City Elementary                     | 187,407  | -                                       | 0.7592542216              | 142,290   | 45,117                                   | 235,248   | 749,628  |
| 49          | 70854         | 6051981     | 1512           | L                 | Pengrove Elementary                          | 119,414  | -                                       | 0.7592542216              | 90,666  | 28,748                                   | 149,899   | 477,656  |
| 49          | 70854         | 6119036     | 0382           | D                 | Live Oak Charter                             | 73,020   | -                                       | 0.7592542216              | 55,441  | 17,579                                   | 91,661  | 292,080  |
| 49          | 70862         | 0000000     | N/A            | N/A               | Petaluma Joint Union High                    | 1,728,070  | -                                       | 0.7592542216              | 1,312,044   | 416,026                                  | 2,169,220   | 6,912,280  |
| 49          | 70862         | 0131961     | 1726           | L                 | Petaluma Accelerated Charter School          | 24,115   | -                                       | 0.7592542216              | 18,309  | 5,806                                    | 30,272  | 96,460   |
| 49          | 70862         | 6051932     | 0480           | L                 | Mary Collins Charter School at Cherry Valley | 93,458   | -                                       | 0.7592542216              | 70,958  | 22,500                                   | 117,317   | 373,832  |
| 49          | 70870         | 0000000     | N/A            | N/A               | Piner-Olivet Union Elementary                | 419,667  | -                                       | 0.7592542216              | 318,634   | 101,033                                  | 526,802   | 1,678,668  |
| 49          | 70870         | 0106344     | 0526           | D                 | Northwest Prep Charter                       | 30,801   | -                                       | 0.7592542216              | 23,386  | 7,415                                    | 38,664  | 123,204  |
| 49          | 70870         | 6066344     | 1440           | D                 | Olivet Elementary Charter                    | 107,404  | -                                       | 0.7592542216              | 81,547  | 25,857                                   | 134,822   | 429,616  |
| 49          | 70870         | 6109144     | 1439           | D                 | Monroe Schaefer Charter                      | 113,562  | -                                       | 0.7592542216              | 86,222  | 27,340                                   | 142,553   | 454,248  |
| 49          | 70870         | 6113492     | 0098           | D                 | Piner-Olivet Charter                         | 60,400   | -                                       | 0.7592542216              | 45,859  | 14,541                                   | 75,818  | 241,600  |
| 49          | 70888         | 0000000     | N/A            | N/A               | Kashia Elementary                            | 6,428  | -                                       | 0.7592542216              | 4,880   | 1,548                                    | 8,069   | 25,712   |
| 49          | 70896         | 0000000     | N/A            | N/A               | Rincon Valley Union Elementary               | 748,134  | -                                       | 0.7592542216              | 568,024   | 180,110                                  | 939,121   | 2,992,536  |
| 49          | 70896         | 0102525     | 0525           | L                 | Rincon Valley Charter                        | 43,428   | -                                       | 0.7592542216              | 32,973  | 10,455                                   | 54,515  | 173,712  |
| 49          | 70896         | 6052039     | 1105           | L                 | Spring Creek Matanzas Charter                | 80,644   | -                                       | 0.7592542216              | 61,229  | 19,415                                   | 101,231   | 322,576  |
| 49          | 70896         | 6052047     | 1259           | L                 | Whited Elementary Charter                    | 63,461   | -                                       | 0.7592542216              | 48,183  | 15,278                                   | 79,662  | 253,844  |
| 49          | 70896         | 6052070     | 1257           | L                 | Village Elementary Charter                   | 55,563   | -                                       | 0.7592542216              | 42,186  | 13,377                                   | 69,748  | 222,252  |
| 49          | 70896         | 6085229     | 1258           | L                 | Binkley Elementary Charter                   | 59,439   | -                                       | 0.7592542216              | 45,129  | 14,310                                   | 74,613  | 237,756  |
| 49          | 70904         | 0000000     | N/A            | N/A               | Roseland                                     | 658,502  | -                                       | 0.7592542216              | 499,970   | 158,532                                  | 826,608   | 2,634,008  |
| 49          | 70904         | 0101923     | 0558           | D                 | Roseland Charter                             | 707,214  | -                                       | 0.7592542216              | 536,955   | 170,259                                  | 887,755   | 2,828,856  |
| 49          | 70912         | 0000000     | N/A            | N/A               | Santa Rosa Elementary                        | 1,029,683  | -                                       | 0.7592542216              | 781,791   | 247,892                                  | 1,292,545   | 4,118,732  |
| 49          | 70912         | 0113530     | 0845           | L                 | Santa Rosa Charter School for the Arts       | 77,044   | -                                       | 0.7592542216              | 58,496  | 18,548                                   | 96,713  | 308,176  |
| 49          | 70912         | 0125831     | 1397           | L                 | Santa Rosa French-American Charter (SRFACS)  | 82,417   | -                                       | 0.7592542216              | 62,575  | 19,842                                   | 103,458   | 329,668  |
| 49          | 70912         | 0128074     | 1523           | L                 | Cesar Chavez Language Academy                | 134,880  | -                                       | 0.7592542216              | 102,256   | 32,624                                   | 169,062   | 538,720  |
| 49          | 70912         | 6118958     | 0215           | D                 | Kid Street Learning Center Charter           | 31,670   | -                                       | 0.7592542216              | 24,046  | 7,624                                    | 39,755  | 126,680  |
| 49          | 70920         | 0000000     | N/A            | N/A               | Santa Rosa High                              | 2,003,796  | -                                       | 0.7592542216              | 1,521,391   | 482,405                                  | 2,515,334   | 8,015,184  |
| 49          | 70920         | 0102533     | 0522           | L                 | Santa Rosa Accelerated Charter               | 4,261  | -                                       | 0.7592542216              | 3,235   | 1,026                                    | 5,348   | 17,044   |
| 49          | 70938         | 0000000     | N/A            | N/A               | Sebastopol Union Elementary                  | 159,563  | -                                       | 0.7592542216              | 121,149   | 38,414                                   | 200,296   | 638,252  |
| 49          | 70938         | 0120121     | 1107           | D                 | REACH  | 23,532   | -                                       | 0.7592542216              | 17,867  | 5,665                                    | 29,539  | 94,128   |
| 49          | 70938         | 6113039     | 0078           | D                 | Sebastopol Independent Charter               | 50,188   | -                                       | 0.7592542216              | 38,105  | 12,083                                   | 63,001  | 200,752  |
| 49          | 70953         | 0000000     | N/A            | N/A               | Sonoma Valley Unified                        | 161,665  | -                                       | 0.7592542216              | 122,745   | 38,920                                   | 202,935   | 646,660  |
| 49          | 70953         | 0105866     | 0613           | D                 | Woodland Star Charter                        | 13,216   | -                                       | 0.7592542216              | 10,034  | 3,182                                    | 16,591  | 52,864   |
| 49          | 70953         | 6111678     | 0009           | D                 | Sonoma Charter                               | 13,845   | -                                       | 0.7592542216              | 10,512  | 3,333                                    | 17,379  | 55,380   |
| 49          | 70961         | 0000000     | N/A            | N/A               | Twin Hills Union Elementary                  | 281,090  | -                                       | 0.7592542216              | 213,419   | 67,671                                   | 352,848   | 1,124,360  |
| 49          | 70961         | 4930319     | 0310           | L                 | Orchard View                                 | 63,879   | -                                       | 0.7592542216              | 48,500  | 15,379                                   | 80,187  | 255,516  |
| 49          | 70961         | 4930350     | 0481           | L                 | Sunridge Charter                             | 78,541   | -                                       | 0.7592542216              | 59,633  | 18,908                                   | 98,591  | 314,164  |
| 49          | 70961         | 6052302     | 0904           | L                 | Twin Hills Charter Middle                    | 58,283   | -                                       | 0.7592542216              | 44,252  | 14,031                                   | 73,161  | 233,132  |
| 49          | 70979         | 0000000     | N/A            | N/A               | Two Rock Union                               | 35,080   | -                                       | 0.7592542216              | 26,635  | 8,445                                    | 44,034  | 140,320  |
| 49          | 70992         | 0000000     | N/A            | N/A               | Wauqui Elementary                            | 128,137  | -                                       | 0.7592542216              | 97,289  | 30,848                                   | 160,847   | 512,548  |
| 49          | 71001         | 0000000     | N/A            | N/A               | West Side Union Elementary                   | (6,059)  | -                                       | 0.7592542216              | (4,600)   | (1,459)                                  | (7,606)   | (24,236)   |
| 49          | 71019         | 0000000     | N/A            | N/A               | Wilmar Union Elementary                      | 9,763  | -                                       | 0.7592542216              | 7,413   | 2,350                                    | 12,254  | 39,052   |
| 49          | 71035         | 0000000     | N/A            | N/A               | Wright Elementary                            | 382,358  | -                                       | 0.7592542216              | 290,307   | 92,051                                   | 479,968   | 1,529,432  |
| 49          | 71035         | 6052377     | 1087           | L                 | Wright Charter                               | 170,650  | -                                       | 0.7592542216              | 129,567   | 41,083                                   | 214,215   | 682,600  |
| 49          | 73882         | 0000000     | N/A            |                   |  |  |   |                           |   |  |   |  |