

DC Trip Parent Meeting

A scenic view of Washington, D.C. featuring the Lincoln Memorial, the Washington Monument, and the U.S. Capitol building under a clear blue sky. The Lincoln Memorial is in the foreground on the left, with its iconic columns. The Washington Monument is a tall, slender obelisk in the center. The U.S. Capitol building is visible in the background on the right. The scene is set against a clear blue sky, and there are green trees in the foreground.

ITINERARY

Wednesday, April 23rd –

9:30a – Depart Dake for DC. Wegman's stop for lunch enroute

6:00p – Arrive at Nationals Park for baseball game vs. Baltimore Orioles

11:15p – Arrive at hotel

Thursday, April 24th –

8:30a – Breakfast at hotel

10:30a – Arlington Cemetery

1:00p – Museums and other site seeing

4:30p – Group Photo at White House

5:45p – Dinner at Reagan Food Court

7:00p – Memorials & Monuments at night

10:00p – Return to hotel


Friday, April 25th –

8:00a – Breakfast at hotel

10:00a – Udvar Hazy Air & Space Museum

11:30a – Depart for home stopping at Bucknell University for dinner enroute

9:00p – Estimated arrival back at Dake



Behavior Expectations

Before the Trip

- All students are expected to follow the district code of conduct
- Students with specific behavior concerns will have conversations with administration and may be subject to removal from the trip
- Parent communication around concerning behaviors will be continuous and a warning letter will be sent home.
- Link to the code of conduct:
<https://www.westirondequoit.org/parentsstudents/code-of-conduct>

During the Trip

- All students are expected to follow the district code of conduct
- Follow directions of chaperone at all times
- Students must be with a peer or chaperone at all times
- Cell phones should only be used at appropriate times per the directions of your chaperone
- Once in the hotel, students must stay in their assigned room
- A behavioral contract for the trip will be given for students & parents to sign in an upcoming social studies class
- Breaking of this contract can result in consequences ranging from removal of activities/privileges on the trip to being sent home at parent/guardian expense.

Rooming & Walking Groups

- Students will choose their groups at the end of February
- There will be four students assigned to a room
- Whomever you are rooming with is also part of your walking group
- There will be three rooming groups assigned to a chaperone



Packing & Drop off

Luggage Drop Off



Students will be provided with luggage tags from the tour company that must be filled out and put on all bags before arriving to school on Wednesday.




Students will arrive at the normal drop off time on and leave their luggage in the APR



Students will report to their first period class



After 1st period, all students will report to the cafeteria and meet up with their chaperone to collect their luggage and head to the bus



Packing

- Students will be provided with 2 t-shirts – wear the blue shirt on Wednesday. Pack the yellow shirt for Thursday.
- Comfortable shoes - we will be walking miles per day – especially Thursday.
- Range of clothes for different weather (hot, cold, rain...)
- Students will be provided with a sling bag for carrying items such as water bottles, jackets, etc.

Cookie Dough Fundraiser

- Cookie Dough Fundraiser begins January 15th
- Fundraiser goes until February 5th
- Students receive 40% of their sales applied directly to their final payment total
- This fundraiser will be similar to the popcorn fundraiser except:
 - Sales should be local, because shipping is not recommended
 - Families will need to PICK UP items from the school and deliver them
 - Pick up will be on Wednesday, February 26th from 3 to 5pm from the cafeteria



SCOREBOARD



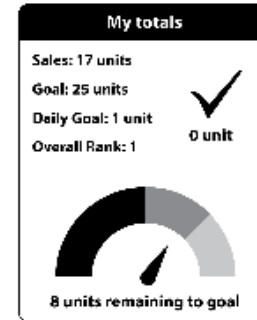
1. Search for SCOREBOARD FR in your app store.
2. Download and install the SCOREBOARD app.
3. “SIGN UP” with SCOREBOARD, then join your fundraising campaign.



ATHLETE Code: DAK327

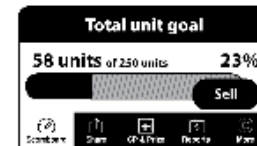
4. Select your sport, your fundraising team and confirm your goal amount.
Verify your cell number and input code texted to you to complete confirmation.
DO: Enable location services – Allow current location – Allow push notifications

- SCOREBOARD TAB: Shows your sales progress, daily pace, team, and individual leaderboards. **Stay in the GREEN!**
- HOW TO MAKE A SALE: Tap SELL button at bottom of any screen to make sales.
- Share STOREFRONT link with your supporters who will buy from you online using a card for payment. You must deliver product to all buyers!



YOU MUST LOG ALL OF YOUR SALES IN THE APP!

- SHARE TAB: Shows fundraiser details and allows you to share your Share Flyer and Storefront link. Please text, email and post to social media your Share Flyer & Storefront link to ask for help and support.
- CPs & PRIZES TAB: Shows checkpoint dates and all the prizes you can earn during the fundraiser. **Earn great stuff!**
- REPORTS TAB: Shows all of your sales, where they took place, and form of payment.



*** To view the Map of Team Sales and open territory, press MORE tab & Sales Map.

YOU MUST LOG ALL OF YOUR SALES IN THE APP!

FAQs

- Is there any way to ensure students do not stay up late and not be on the phone?

No. Parents may be able to create parental settings or work with their provider to limit phone access. Chaperones are not responsible for students' cellphones.

- Snacks/extra spending money for souvenirs?

Snacks for the bus are optional, however, your student may be on a peanut free bus. That information will come later. Students will have opportunities to purchase souvenirs at museums and vendors.

- Security?

The tour company is providing security for the hotel at night. We are also bringing a district security official to assist in any matters that may arise, and we are working with the director of security to create an emergency plan.

Next Steps

- In the next few weeks, your student will be bringing home a health form for you to complete
- Students should begin thinking about and talking to potential roommates
- Final Payment of \$290 (estimated) is due on February 21st – we will send a reminder with the final cost as we get closer to that date.



**Any
Questions**

