



2024-2025 Art Explorers Classroom Projects



Air Dry Clay Pumpkin Sculptures Fall, 2024 Project 1

Objectives:

- Learn about the history of sculpture.
- Study basic sculptural techniques and materials.
- Define and solve challenging sculpture problems.
- Show proper skills using a variety of sculpture tools.
- Create a three-dimensional, freestanding pumpkin sculpture.
- This is a teacher lead project with opportunities for free choice.

Supplies: air dry clay, carving tools

Vocabulary: sculpture, shape, form, sculpture in the round, modeling, assembling, freestanding, three-dimensional, texture, carve, chisel.

National Standards:

Visual Arts Content Standard 1: Understanding and applying media, techniques, and processes.

Visual Arts Content Standard 2: Using knowledge of structures and functions.

Visual Arts Content Standard 3: Choosing and evaluating a range of subject matter, symbols, and ideas.

Visual Arts Content Standard 4: Understanding the visual arts in relation to history and cultures.

Visual Arts Content Standard 5: Reflecting upon and assessing the characteristics and merits of their work and the work of others.

Visual Arts Content Standard 6: Making connections between visual arts and other disciplines like history and geography cross-curriculum.

Additional grade level standards available upon request.

Zentangle Landscapes Fall, 2024 Project 2



Objectives:

- Learn about the different styles of landscapes.
- Learn that drawing involves skills that can be learned and are not “magical”.
- “Talent” is not the same as skill. Skill requires hours of practice.
- Learn about Zentangle.
- Students will create their own landscapes using principles of landscape composition.
- Use Zentangle to as a fun and lighthearted way to relax as an artist and intentionally facilitate a shift in focus and perspective while creating their landscapes.
- Discuss patterns and create patterns within the landscape.
- Proper use of a chisel tip marker.
- This is a teacher lead project with free choice options.

Supplies: paper, chisel tipped black markers, pattern handout.

Vocabulary: landscape, seascape, cityscape, waterscape, portrait, Zentangle, abstract drawing, patterns, space, depth, foreground, middle ground, background, repetitive patterns, elements of art.

National Standards:

Visual Arts Content Standard 1: Understanding and applying media, techniques, and processes.

Visual Arts Content Standard 2: Using knowledge of structures and functions.

Visual Arts Content Standard 3: Choosing and evaluating a range of subject matter, symbols, and ideas.

Visual Arts Content Standard 4: Understanding the visual arts in relation to history and cultures.

Visual Arts Content Standard 5: Reflecting upon and assessing the characteristics and merits of their work and the work of others.

Visual Arts Content Standard 6: Making connections between visual arts and other disciplines like history and geography cross-curriculum.

Additional grade level standards available upon request.

Cezanne Oil Pastel Apples Fall/Winter, 2024-2025 Project 3



Objectives:

- Learn about the life and art of Paul Cezanne.
- Study how Cezanne simplified what he saw, breaking down objects and scenes to their shapes.
- Students will interpret a famous Cezanne still life using oil pastels.
- Understand the composition of a still life.
- Learn to use oil pastels.
- Create highlights and shadows by blending oil pastels.
- This is a teacher lead project with opportunities for free choice.

Supplies: paper, oil pastels.

Vocabulary: Cezanne, still life, composition, shapes, oil pastels, overlapping, shading, highlights, shadows, blend.

National Standards:

Visual Arts Content Standard 1: Understanding and applying media, techniques, and processes.

Visual Arts Content Standard 2: Using knowledge of structures and functions.

Visual Arts Content Standard 3: Choosing and evaluating a range of subject matter, symbols, and ideas.


Visual Arts Content Standard 4: Understanding the visual arts in relation to history and cultures.

Visual Arts Content Standard 5: Reflecting upon and assessing the characteristics and merits of their work and the work of others.

Visual Arts Content Standard 6: Making connections between visual arts and other disciplines like history and geography cross-curriculum.

Additional grade level standards available upon request.

Vietnamese Elephants Winter, 2025 Project 4



Objectives:

- Learn about the conservation efforts in Vietnam to protect Asian elephants.
- Learn why it was important for Art Explorers to change their Asian elephant project to update and support conservation efforts for an endangered species.
- Students will learn to draw an Asian elephant.
- Understand how to create a watercolor resist painting.
- This is a teacher lead project with opportunities for free choice.

Supplies: watercolor paper, crayons, watercolor pencils, watercolor paint brush, pencil.

Vocabulary: Vietnam, Asian elephant, conservation, endangered species, watercolor resist, watercolor pencil, oil pastel, crayons, watercolor paper, saturation

National Standards:

Visual Arts Content Standard 1: Understanding and applying media, techniques, and processes.

Visual Arts Content Standard 2: Using knowledge of structures and functions.

Visual Arts Content Standard 3: Choosing and evaluating a range of subject matter, symbols, and ideas.


Visual Arts Content Standard 4: Understanding the visual arts in relation to history and cultures.

Visual Arts Content Standard 5: Reflecting upon and assessing the characteristics and merits of their work and the work of others.

Visual Arts Content Standard 6: Making connections between visual arts and other disciplines like history and geography cross-curriculum.

Additional grade level standards available upon request.

Figure Drawing Winter/Spring, 2025 Project 5



Objectives:

- Learn figure drawing.
- Use wood drawing mannequins to observe shapes.
- Draw the form using sketching techniques.
- Understand proportions of the figure and the shapes.
- Create quick, fast drawings while developing sketching skills.
- Hold and use pencil correctly.
- Understand how the basics of this skill leads to more advance artistic creations.
- This is a teacher lead project with opportunities for free choice.

Supplies: paper, pencils, drawing mannequins.

Vocabulary: figure drawing, observational skills, human form, proportions, poses, drawing aid, sketch, mannequin, gesture drawing.

National Standards:

Visual Arts Content Standard 1: Understanding and applying media, techniques, and processes.

Visual Arts Content Standard 2: Using knowledge of structures and functions.

Visual Arts Content Standard 3: Choosing and evaluating a range of subject matter, symbols, and ideas.

Visual Arts Content Standard 4: Understanding the visual arts in relation to history and cultures.

Visual Arts Content Standard 5: Reflecting upon and assessing the characteristics and merits of their work and the work of others.

Visual Arts Content Standard 6: Making connections between visual arts and other disciplines like history and geography cross-curriculum.

Additional grade level standards available upon request.

Printmaking Winter/Spring, 2025 Project 6



Objectives:

- Learn about the history of printmaking.
- Understand different printmaking techniques.
- Learn the different tools used to create prints.
- Create a flower design (lower grades) or free choice design (upper grades).
- Etch their design onto a styrofoam printing plate.
- Use watercolor markers to “ink” the plate.
- Learn how to pull a print.
- This is a teacher lead project with opportunities for free choice.

Supplies: paper, pencils, styrofoam printing plates, watercolor markers, water, sponges.

Vocabulary: printmaking, etching, print, ink, plate, pull a print, edition, styrofoam printing plates, wood block printing, brayer, carve, pattern, transfer.

National Standards:

Visual Arts Content Standard 1: Understanding and applying media, techniques, and processes.

Visual Arts Content Standard 2: Using knowledge of structures and functions.

Visual Arts Content Standard 3: Choosing and evaluating a range of subject matter, symbols, and ideas.


Visual Arts Content Standard 4: Understanding the visual arts in relation to history and cultures.

Visual Arts Content Standard 5: Reflecting upon and assessing the characteristics and merits of their work and the work of others.

Visual Arts Content Standard 6: Making connections between visual arts and other disciplines like history and geography cross-curriculum.

Additional grade level standards available upon request.

Graphic Design Cereal Box Spring, 2025 Project 7



Objectives:

- Learn about the history of graphic design.
- Understand the difference between commercial art and fine art.
- Discover what graphic design is used for and learn about the elements of design.
- Study examples of graphic design used on products today.
- Learn about what a graphic designer does as a career.
- Understand what styles of fonts there are as well as tag lines and layouts.
- Create their own brand of cereal based in reality or a fantasy.
- Students will learn how to create a free choice project with minor directions.

Supplies: paper, pencils, crayons, markers, scissors, glue sticks.

Vocabulary: graphic design, layout, commercial art, fine art, digital art, typeface, tag line, color, logo, san serif, serif, marketing, elements of design.

National Standards:

Visual Arts Content Standard 1: Understanding and applying media, techniques, and processes.

Visual Arts Content Standard 2: Using knowledge of structures and functions.

Visual Arts Content Standard 3: Choosing and evaluating a range of subject matter, symbols, and ideas.

Visual Arts Content Standard 4: Understanding the visual arts in relation to history and cultures.

Visual Arts Content Standard 5: Reflecting upon and assessing the characteristics and merits of their work and the work of others.

Visual Arts Content Standard 6: Making connections between visual arts and other disciplines like history and geography cross-curriculum.

Additional grade level standards available upon request.