

FISCAL YEAR 2025 REVENUE, EXPENDITURES, AND CASH BALANCE ANALYSIS THROUGH

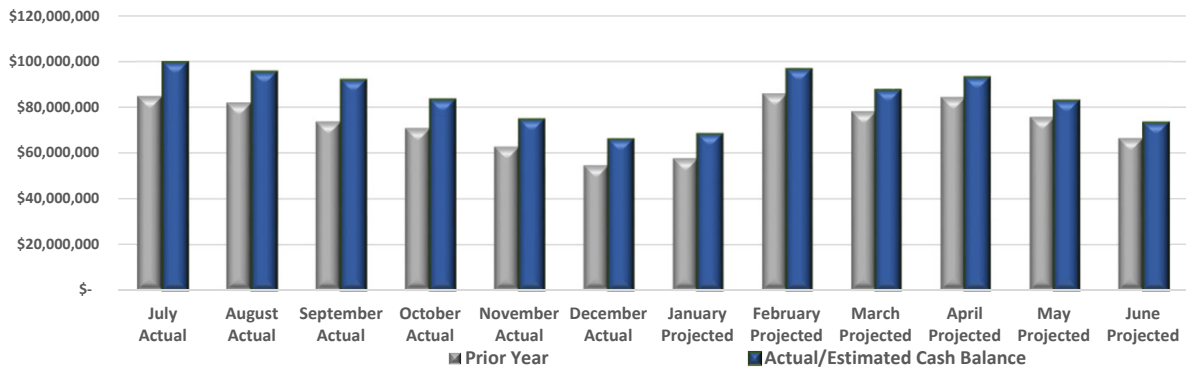
1. YEAR-TO-DATE ACTUALS COMPARED TO PREVIOUS YEAR



2. CURRENT ACTUAL/ESTIMATE TREND COMPARED TO FORECAST -- VARIANCE ANALYSIS



3. VARIANCE AND CASH BALANCE COMPARISON



JUNE 30 ACTUAL CASH BALANCE WAS
\$66,377,346
 AT THE END OF THE PREVIOUS FISCAL YEAR

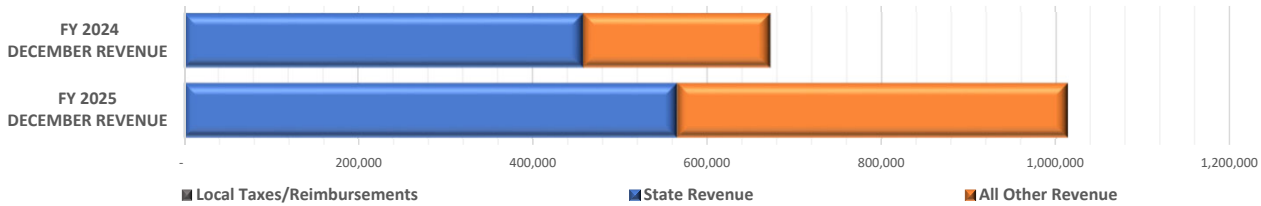
JUNE 30 CASH BALANCE IS ESTIMATED TO BE
\$73,305,066
 AT THE END OF THE CURRENT FISCAL YEAR

FISCAL YEAR 2025 MONTHLY REVENUE ANALYSIS - DECEMBER

1. DECEMBER REVENUE COLLECTIONS COMPARED TO PRIOR YEAR

Month to Date	Actual Revenue Collections For December	Prior Year Revenue Collections	Actual Compared to Last Year
Local Taxes/Reimbursements	-	-	-
State Revenue	565,472	457,456	108,016
All Other Revenue	447,945	214,438	233,506
Total Revenue	1,013,416	671,894	341,522

Actual revenue for the month was up **\$341,522** compared to last year.

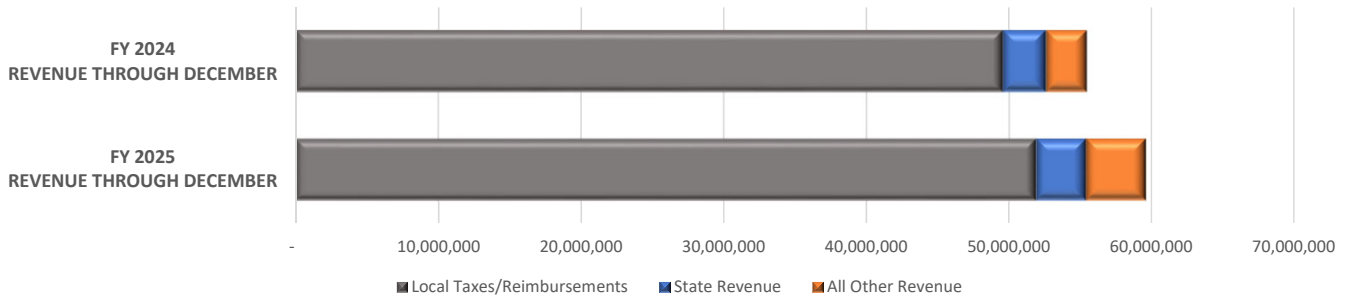


Actual revenue for the month was up \$341,522 compared to last year. Categories with the largest variance included: investment income of \$247,187 and state unrestricted of \$103,929. Fiscal year-to-date results below, with additional months of revenue activity can provide more insight.

2. ACTUAL REVENUE RECEIVED THROUGH DECEMBER COMPARED TO THE PRIOR YEAR

Fiscal Year to Date	Actual Revenue Collections For July - December	Prior Year Revenue Collections For July - December	Current Year Compared to Last Year
Local Taxes/Reimbursements	51,909,596	49,574,368	2,335,228
State Revenue	3,491,145	3,014,391	476,754
All Other Revenue	4,185,022	2,867,717	1,317,306
Total Revenue	59,585,763	55,456,476	4,129,287

TOTAL REVENUES ARE **\$4,129,287** HIGHER THAN THE PREVIOUS YEAR



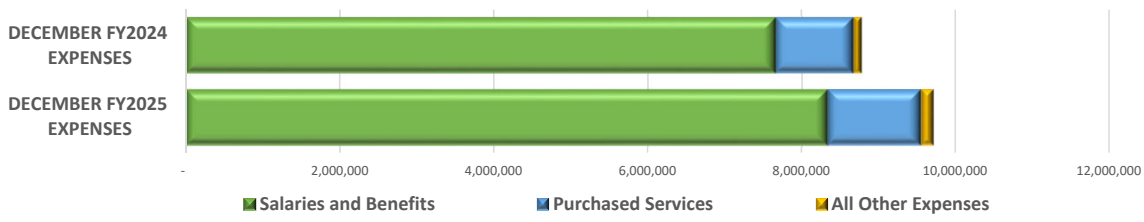
Revenue through December totaled \$59,585,763, which is \$4,129,287 or 7.4% higher than the amount collected last year. Through December, the largest categorical variances when compared to last year, are: real estate taxes higher by \$2,814,176, and investment earnings higher by \$1,026,093.

FISCAL YEAR 2025 MONTHLY EXPENDITURE ANALYSIS - DECEMBER

1. DECEMBER EXPENDITURES COMPARED TO PRIOR YEAR

Month to Date	Actual Expenses For December	Prior Year Expenditure Incurred	Actual Compared to Last Year
Salaries and Benefits	8,331,376	7,653,344	● 678,033
Purchased Services	1,212,468	1,014,918	● 197,551
All Other Expenses	162,436	108,393	● 54,043
Total Expenditures	9,706,281	8,776,655	● 929,626

Actual expenses for the month were up
\$929,626
compared to last year.

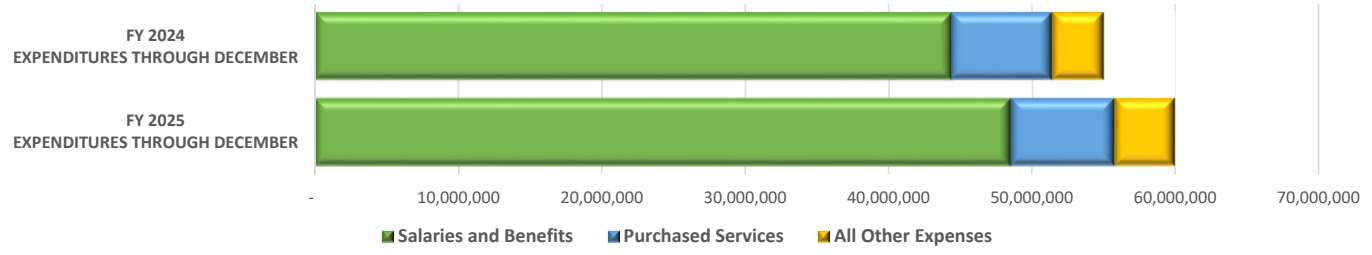


Actual expenses for the month were up \$929,626 compared to last year. Categories with the largest variance included: higher certified regular salaries of \$450,305, and higher professional and technical services of \$146,218. A single month's results can be skewed compared to a prior year because of the timing when expenses are incurred. The fiscal year-to-date results, when involving additional months of expense activity can provide more insight.

2. ACTUAL EXPENSES INCURRED THROUGH DECEMBER COMPARED TO THE PRIOR YEAR

Fiscal Year to Date	Actual Expenses For July - December	Prior Year Expenditures Incurred	Actual Compared to Last Year
Salaries and Benefits	48,481,857	44,301,752	● 4,180,105
Purchased Services	7,226,990	7,058,700	● 168,289
All Other Expenses	4,198,415	3,609,478	● 588,937
Total Expenditures	59,907,262	54,969,931	● 4,937,331

TOTAL EXPENDITURES ARE
\$4,937,331
HIGHER THAN THE PREVIOUS YEAR



Fiscal year-to-date General Fund expenses totaled \$59,907,262 through December, which is \$4,937,331 or 9.% higher than the amount expended last year. Through December, the largest categorical variances when compared to last year, are: certified regular salaries higher by \$2,311,835 , and retirement higher by \$740,691 .

FISCAL YEAR 2025 FORECAST TREND VARIANCE ANALYSIS - JULY - DECEMBER

3. REVENUE ANALYSIS

REVENUE IS TRENDING

\$758,248

FAVORABLE COMPARED TO
FORECAST

Revenue Forecast Compare	Forecast Annual Revenue Estimates	Cash Flow Actual/Estimated Calculated Annual Amount	Current Year Forecast Compared to Actual/Estimated
Loc. Taxes/Reimbur.	113,790,192	113,839,663	● 49,471
State Revenue	7,542,065	7,580,535	● 38,470
All Other Revenue	6,358,448	7,028,755	● 670,307
Total Revenue	127,690,705	128,448,953	● 758,248

The top two categories (investment earnings and unrestricted state aid), represents 99.1% of the variance between current revenue estimates and the amounts projected in the five year forecast.

The total variance of \$758,248 (current revenue estimates vs. amounts projected in the five year forecast) is equal to .59% of the total Forecasted annual revenue

Top Forecast vs. Cash Flow Actual/Estimated Amounts

Variance Based on Actual/Estimated Annual Amount	Expected Over/(Under) Forecast
Investment Earnings ●	691,528
Unrestricted State Aid ●	59,851
Homestead/Rollback and Other State Reimburse. ●	49,472
Miscellaneous Receipts ●	(41,162)
All Other Revenue Categories ●	(1,441)
Total Revenue ●	758,248

4. EXPENDITURE ANALYSIS

EXPENDITURE TREND IS

\$272,013

FAVORABLE COMPARED TO
FORECAST

Expenditure Forecast Compare	Forecasted Annual Expenses	Cash Flow Actual/Estimated Calculated Annual Amount	Forecasted amount compared to Actual/Estimated
Salaries and Benefits	97,977,217	98,029,729	● 52,512
Purchased Services	16,471,938	16,331,568	● (140,370)
All Other Expenses	7,344,092	7,159,937	● (184,155)
Total Expenditures	121,793,247	121,521,234	● (272,013)

The top category (dues and fees) represents 57.8% of the variance between current expense estimates and the amounts projected in the five year forecast.

The total variance of \$272,013 (current expense estimates vs. amounts projected in the five year forecast) is equal to .2% of the total Forecasted annual expenses.

Top Forecast vs. Cash Flow Actual/Estimated Amounts

Variance Based on Actual/Estimated Annual Amount	Expected Over/(Under) Forecast
Dues and Fees ●	(157,238)
Salaries ●	79,134
Tuition and Similar Payments ●	(77,447)
All Other Expense Categories ●	(116,462)
Total Expenses ●	(272,013)

Upper Arlington City Schools Cash Summary Report

Full Account Code	Description	Initial Cash	MTD Received	FYTD Received	MTD Expended	FYTD Expended	Fund Balance	Encumbrance	Unencumbered Balance
Fund: 001									
001-0000	General Fund	\$ 66,329,518.19	\$ 1,013,227.77	\$ 59,584,302.59	\$ 9,706,280.86	\$ 59,906,375.11	\$ 66,007,445.67	\$ 7,310,312.44	\$ 58,697,133.23
001-9519	Legacy Capital Campaign	47,827.95	188.37	1,460.78	0.00	886.80	48,401.93	0.00	48,401.93
		\$ 1,013,416.14	\$ 9,706,280.86	\$ 7,310,312.44	\$ 66,377,346.14	\$ 59,907,261.91	\$ 66,055,847.60	\$ 58,745,535.16	\$ 58,745,535.16
Fund: 002									
002-0000	Bond Retirement Fund	9,075,605.82	0.00	7,577,982.89	0.00	11,816,353.02	4,837,235.69	3,643,413.75	1,193,821.94
		\$ 9,075,605.82	\$ 0.00	\$ 7,577,982.89	\$ 0.00	\$ 11,816,353.02	\$ 4,837,235.69	\$ 3,643,413.75	\$ 1,193,821.94
Fund: 003									
003-0000	Capital Project Fund	8,940,270.14	620,338.84	2,496,542.61	101,853.35	3,219,597.93	8,217,214.82	1,623,933.66	6,593,281.16
		\$ 8,940,270.14	\$ 620,338.84	\$ 2,496,542.61	\$ 101,853.35	\$ 3,219,597.93	\$ 8,217,214.82	\$ 1,623,933.66	\$ 6,593,281.16
Fund: 006									
006-0000	Food Service Fund	1,770,050.94	254,366.82	1,519,599.78	214,677.11	1,386,690.16	1,902,960.56	225,639.97	1,677,320.59
006-9000	Food Service Fund	220,054.47	0.00	0.00	8,769.71	34,421.90	185,632.57	21,146.19	164,486.38
		\$ 1,990,105.41	\$ 254,366.82	\$ 1,519,599.78	\$ 223,446.82	\$ 1,421,112.06	\$ 2,088,593.13	\$ 246,786.16	\$ 1,841,806.97
Fund: 007									
007-9000	Unclaimed Funds	8,366.85	(35.00)	(35.00)	0.00	0.00	8,331.85	0.00	8,331.85
007-9004	BECS Building Fund Reserve	24,546.33	98.46	753.84	0.00	0.00	25,300.17	0.00	25,300.17
007-9009	Classified Account Fund	214.59	0.00	0.00	0.00	0.00	214.59	0.00	214.59
007-9010	Barrington Fundraiser	0.00	4,518.76	4,518.76	0.00	0.00	4,518.76	0.00	4,518.76
007-9040	Greensview Fundraiser	0.00	10,875.35	12,620.75	364.20	364.20	12,256.55	12,256.55	0.00
007-9045	Greensview Staff/Flower Fund	168.35	216.48	216.48	0.00	241.00	143.83	0.00	143.83
007-9055	Tremont Staff/Flower Fund	1,461.80	32.64	639.12	0.00	1,273.00	827.92	0.00	827.92
007-9060	Wickliffe Fundraiser	0.00	0.00	451.00	451.00	451.00	0.00	0.00	0.00
007-9066	Wickliffe Flower Fund	1,042.94	34.55	118.72	0.00	381.19	780.47	0.00	780.47
007-9080	Hastings Flower Fund	2,926.05	58.85	1,770.93	0.00	1,607.45	3,089.53	0.00	3,089.53
007-9090	Jones Fundraiser	0.00	0.00	107.00	0.00	107.00	0.00	0.00	0.00
007-9091	Jones Scholarships	13,775.14	0.00	0.00	0.00	0.00	13,775.14	0.00	13,775.14
007-9110	Barrington Staff Fund	68.37	(1,993.60)	2,055.71	119.55	440.53	1,683.55	118.00	1,565.55
007-9170	Windermere Flower Fund	1,516.96	0.00	29.82	0.00	0.00	1,546.78	0.00	1,546.78
007-9250	Central Office Staff Fund	227.05	9.95	26.64	0.00	0.00	253.69	0.00	253.69
007-9251	Leadership Team Fund	82.07	0.00	0.00	0.00	50.00	32.07	0.00	32.07
007-9252	Burbank Office Fund	1,087.09	26.03	133.14	0.00	0.00	1,220.23	0.00	1,220.23
007-9254	Operational Services Staff Fund	790.92	21.47	95.56	0.00	625.00	261.48	0.00	261.48
007-9255	Transportation Staff Fund	1,901.40	0.00	127.08	0.00	478.89	1,549.59	0.00	1,549.59
007-9256	Mincy Staff Flower Fund	348.97	0.00	0.00	0.00	61.07	287.90	0.00	287.90
007-9257	District Flower Fund	29,481.09	0.00	0.00	0.00	0.00	29,481.09	0.00	29,481.09
007-9259	Jones Staff Fund	111.90	4.55	67.03	0.00	13.75	165.18	0.00	165.18
007-9802	Hastings Scholarships	14,702.42	0.00	6,205.00	0.00	1,386.00	19,521.42	0.00	19,521.42
007-9804	Hastings Fundraiser	0.00	0.00	4,279.50	0.00	4,279.50	0.00	0.00	0.00
007-9904	BECS Family Fund	11,903.61	47.75	365.57	0.00	0.00	12,269.18	0.00	12,269.18

Upper Arlington City Schools Cash Summary Report

Full Account Code	Description	Initial Cash	MTD Received	FYTD Received	MTD Expended	FYTD Expended	Fund Balance	Encumbrance	Unencumbered Balance
007-9999	Debi Casto UAHS Scholarship Fund	\$ 882,000.00	\$ 0.00	\$ 0.00	\$ 0.00	\$ 7,000.00	\$ 875,000.00	\$ 0.00	\$ 875,000.00
		\$ 996,723.90	\$ 13,916.24	\$ 34,546.65	\$ 934.75	\$ 18,759.58	\$ 1,012,510.97	\$ 12,374.55	\$ 1,000,136.42
Fund:	009								
009-9010	USS Barrington	5,228.11	75.00	19,475.00	376.55	15,692.92	9,010.19	79.00	8,931.19
009-9040	USS Greensview	3,741.73	0.00	11,575.00	206.01	10,593.95	4,722.78	1,664.91	3,057.87
009-9050	USS Tremont	8,704.35	300.00	16,135.00	1,375.98	6,281.67	18,557.68	0.00	18,557.68
009-9060	USS Wickliffe	4,791.57	225.00	11,480.00	96.80	4,941.74	11,329.83	0.00	11,329.83
009-9070	USS Windermere	6,914.04	50.00	13,375.00	587.80	11,260.66	9,028.38	151.50	8,876.88
009-9080	USS Hastings	11,888.18	106.75	22,711.65	1,710.11	29,448.17	5,151.66	834.96	4,316.70
009-9090	USS Jones	11,553.52	255.00	22,130.91	1,109.65	22,370.09	11,314.34	200.00	11,114.34
009-9100	USS High School Workbooks	10,471.32	185.00	5,634.00	472.35	6,708.98	9,396.34	541.65	8,854.69
009-9102	USS High School - Art	11,088.00	773.00	31,867.00	4,766.26	21,567.41	21,387.59	4,000.35	17,387.24
009-9103	USS High School - Industrial Tech	2,242.48	0.00	0.00	0.00	0.00	2,242.48	0.00	2,242.48
009-9113	USS UAHS - Science	11,985.91	675.00	32,530.00	2,245.45	8,809.93	35,705.98	3,481.54	32,224.44
009-9903	Jones Life Skills Fund	2,755.80	0.00	0.00	0.00	0.00	2,755.80	0.00	2,755.80
		\$ 91,365.01	\$ 2,644.75	\$ 186,913.56	\$ 12,946.96	\$ 137,675.52	\$ 140,603.05	\$ 10,953.91	\$ 129,649.14
Fund:	018								
018-9005	BECS Principal Account	2,173.57	0.00	0.00	20.00	477.65	1,695.92	160.00	1,535.92
018-9010	Barrington Principal Fund	6,092.06	2,000.00	20,000.00	400.42	2,347.60	23,744.46	17,954.32	5,790.14
018-9040	Greensview Principal Fund	24,749.42	297.50	1,306.75	797.78	2,558.79	23,497.38	0.00	23,497.38
018-9050	Tremont Principal Fund	3,146.54	8.00	13,262.00	2,253.82	8,736.86	7,671.68	314.21	7,357.47
018-9060	Wickliffe Principal Fund	7,921.07	0.00	(168.90)	214.42	509.01	7,243.16	0.00	7,243.16
018-9070	Windermere Principal Fund	13,847.04	0.00	0.00	192.60	192.60	13,654.44	0.00	13,654.44
018-9080	Hastings Principal Fund	5,763.38	10,151.77	10,353.04	710.49	2,642.48	13,473.94	5,350.16	8,123.78
018-9090	Jones Principal Fund	4,764.32	59.03	437.84	101.98	4,315.74	886.42	351.62	534.80
018-9100	High School Principal Fund	45,554.57	982.65	11,284.56	3,702.55	9,399.56	47,439.57	1,200.00	46,239.57
018-9101	PHYSICS TRIP	1,710.04	4,140.00	7,650.00	0.00	0.00	9,360.04	4,400.00	4,960.04
018-9105	Transcript Process	63,367.73	1,147.74	12,845.57	0.00	3,537.15	72,676.15	977.47	71,698.68
018-9110	HS AP Fund	110,330.76	40.00	40.00	828.03	4,704.10	105,666.66	1,234.77	104,431.89
018-9252	Career Education Fund	27,394.27	0.00	0.00	0.00	0.00	27,394.27	0.00	27,394.27
		\$ 316,814.77	\$ 18,826.69	\$ 77,010.86	\$ 9,222.09	\$ 39,421.54	\$ 354,404.09	\$ 31,942.55	\$ 322,461.54
Fund:	019								
019-9000	Other Grants-District Wide	6,472.27	0.00	11,002.00	8,667.75	8,857.75	8,616.52	0.00	8,616.52
019-9001	DRA	406,950.58	0.00	4,165.07	0.00	9,771.56	401,344.09	0.00	401,344.09
019-9002	UEAF Grants - District	0.00	3,555.00	20,305.00	4,828.04	10,828.04	9,476.96	5,686.32	3,790.64
019-9003	Class Gifts	15,214.78	0.00	5,966.94	0.00	0.00	21,181.72	0.00	21,181.72
019-9006	Scotland Exchange Program	5,453.90	0.00	0.00	0.00	0.00	5,453.90	0.00	5,453.90
019-9007	French Exchange Program	726.55	0.00	0.00	0.00	0.00	726.55	0.00	726.55
019-9050	Tremont UAEF Grants	0.00	2,393.72	8,693.72	0.00	5,222.54	3,471.18	909.76	2,561.42
019-9083	Hastings UAEF Grants	0.00	7,749.60	7,749.60	0.00	0.00	7,749.60	7,739.00	10.60

Upper Arlington City Schools Cash Summary Report

Full Account Code	Description	Initial Cash	MTD Received	FYTD Received	MTD Expended	FYTD Expended	Fund Balance	Encumbrance	Unencumbered Balance
019-9093	Borghi Digital Library Fund	\$ 11,011.97	\$ 0.00	\$ 0.00	\$ 11,011.97	\$ 11,011.97	\$ 0.00	\$ 0.00	\$ 0.00
019-9094	Jones UAEF Grant	0.00	0.00	3,450.00	0.00	3,450.00	0.00	0.00	0.00
019-9100	Conley Media Literacy Fund	1,740.95	0.00	0.00	0.00	0.00	1,740.95	0.00	1,740.95
019-9101	UAHS Athletic Complex	39,386.03	0.00	2,590.12	950.00	950.00	41,026.15	0.00	41,026.15
019-9103	UA Rotary Foundation Fund	342.03	0.00	0.00	0.00	0.00	342.03	0.00	342.03
019-9105	Auditorium - UAHS	199,971.37	22,688.00	22,688.00	747.82	5,615.34	217,044.03	324.04	216,719.99
019-9110	HIGH SCHOOL UAEF GRANT	0.00	6,113.04	6,113.04	1,000.00	1,000.00	5,113.04	0.00	5,113.04
019-9112	Excellence Activities	285.10	0.00	0.00	0.00	0.00	285.10	0.00	285.10
019-9116	Digital Conversion Protection Plan	213,686.85	795.00	147,319.00	0.00	172,000.00	189,005.85	0.00	189,005.85
019-9166	District Author Visits	8,000.00	14,500.00	16,500.00	0.00	0.00	24,500.00	24,500.00	0.00
019-9200	Grant/ Advertising - First Merchants	848.01	0.00	0.00	598.00	598.00	250.01	0.00	250.01
019-9203	Pepsi/Other	59,047.57	0.00	0.00	0.00	0.00	59,047.57	0.00	59,047.57
019-9700	Windermere UAEF Grant	0.00	0.00	1,202.03	0.00	1,202.03	0.00	0.00	0.00
019-9801	HASTINGS AMLE GRANT	3,776.18	0.00	0.00	0.00	0.00	3,776.18	0.00	3,776.18
019-9904	BECS-Library Fund	394.80	0.00	0.00	0.00	0.00	394.80	0.00	394.80
Fund: 020		\$ 973,308.94	\$ 57,794.36	\$ 257,744.52	\$ 27,803.58	\$ 230,507.23	\$ 1,000,546.23	\$ 39,159.12	\$ 961,387.11
020-9000	School Age Child Care Fund	691,208.02	100,608.00	348,493.00	110,141.02	552,139.04	487,561.98	43,429.93	444,132.05
020-9004	BECS Early Childhood Program Fund	1,000,285.99	187,007.83	1,031,409.78	206,120.39	1,256,264.50	775,431.27	50,543.91	724,887.36
020-9006	Summer Academy	35,118.42	0.00	0.00	0.00	0.00	35,118.42	0.00	35,118.42
020-9054	Personnel Fund - Background Checks	2,455.25	780.00	7,460.00	2,821.25	12,905.50	(2,990.25)	17,178.75	(20,169.00)
Fund: 022		\$ 1,729,067.68	\$ 288,395.83	\$ 1,387,362.78	\$ 319,082.66	\$ 1,821,309.04	\$ 1,295,121.42	\$ 111,152.59	\$ 1,183,968.83
022-0000	Agency Fund - UAEA	0.00	0.00	14,733.77	5,192.65	12,991.77	1,742.00	0.00	1,742.00
022-9181	UAHS Tournament Account	6,726.25	838.00	9,719.75	0.00	10,888.00	5,558.00	1,000.00	4,558.00
Fund: 024		\$ 6,726.25	\$ 838.00	\$ 24,453.52	\$ 5,192.65	\$ 23,879.77	\$ 7,300.00	\$ 1,000.00	\$ 6,300.00
024-9001	Self Insurance - Medical	8,235,719.37	1,173,054.99	6,868,819.04	2,114,592.26	8,510,659.29	6,593,879.12	582,462.41	6,011,416.71
024-9005	Workers Compensation - Self Insurance	655,972.72	10,772.24	66,847.33	2,517.34	68,023.27	654,796.78	39,214.97	615,581.81
Fund: 026		\$ 8,891,692.09	\$ 1,183,827.23	\$ 6,935,666.37	\$ 2,117,109.60	\$ 8,578,682.56	\$ 7,248,675.90	\$ 621,677.38	\$ 6,626,998.52
026-0000	Employee Benefits Fund	502,337.80	117,507.57	698,775.99	115,856.67	684,829.08	516,284.71	148,548.85	367,735.86
Fund: 027		\$ 502,337.80	\$ 117,507.57	\$ 698,775.99	\$ 115,856.67	\$ 684,829.08	\$ 516,284.71	\$ 148,548.85	\$ 367,735.86
027-9017	Workers Comp (OCIP) - Self Insurance	300,513.19	0.00	0.00	0.00	0.00	300,513.19	25,000.00	275,513.19
Fund: 035		\$ 300,513.19	\$ 0.00	\$ 0.00	\$ 0.00	\$ 0.00	\$ 300,513.19	\$ 25,000.00	\$ 275,513.19

Upper Arlington City Schools Cash Summary Report

Full Account Code	Description	Initial Cash	MTD Received	FYTD Received	MTD Expended	FYTD Expended	Fund Balance	Encumbrance	Unencumbered Balance
035-0000	Termination Benefits Fund	\$ 1,603,638.67	\$ 0.00	\$ 1,000,000.00	\$ 8,958.42	\$ 1,182,162.01	\$ 1,421,476.66	\$ 568,511.78	\$ 852,964.88
		\$ 1,603,638.67	\$ 0.00	\$ 1,000,000.00	\$ 8,958.42	\$ 1,182,162.01	\$ 1,421,476.66	\$ 568,511.78	\$ 852,964.88
Fund:	070								
070-9099	Capital Projects Reserve Fund 6/2024	1,800,242.15	2,746.07	784,395.45	0.00	0.00	2,584,637.60	0.00	2,584,637.60
070-9519	Legacy Capital Projects 4/2019	952,680.96	60,193.03	186,985.84	(13,196.05)	64,993.71	1,074,673.09	13,697.77	1,060,975.32
		\$ 2,752,923.11	\$ 62,939.10	\$ 971,381.29	\$ (13,196.05)	\$ 64,993.71	\$ 3,659,310.69	\$ 13,697.77	\$ 3,645,612.92
Fund:	200								
200-9100	High School Arlingtonian	0.00	1,374.60	5,743.81	2,700.00	8,119.00	(2,375.19)	9,381.00	(11,756.19)
200-9101	High School Service Club Fund	2,602.09	0.00	1,081.05	354.00	770.00	2,913.14	0.00	2,913.14
200-9102	High School Environmental Club Fund	1,376.70	300.75	300.75	0.00	0.00	1,677.45	300.75	1,376.70
200-9103	High School Norwester Fund	29,615.65	0.00	2,141.00	0.00	11,489.75	20,266.90	0.00	20,266.90
200-9104	High School Art Club	271.99	0.00	0.00	0.00	0.00	271.99	0.00	271.99
200-9105	High School Debate Fund	0.00	376.94	4,901.94	66.00	413.00	4,488.94	3,087.00	1,401.94
200-9106	High School Drama Club Fund	15,688.92	(8.26)	5,791.99	3,685.00	5,056.14	16,424.77	1,300.00	15,124.77
200-9107	High School In The Know Fund	9,563.19	0.00	0.00	0.00	0.00	9,563.19	0.00	9,563.19
200-9108	High School Spirit Club Fund	2,992.06	0.00	412.00	0.00	294.70	3,109.36	0.00	3,109.36
200-9109	UAHS Medical Club	856.76	0.00	0.00	0.00	0.00	856.76	0.00	856.76
200-9111	High School Student Council Fund	4,519.56	0.00	40,738.09	1,515.78	24,527.59	20,730.06	1,800.00	18,930.06
200-9115	High School Science Club Fund	11,714.80	0.00	0.00	0.00	1,775.00	9,939.80	0.00	9,939.80
200-9117	High School Fencing Fund	1,254.53	435.00	3,995.00	550.00	1,548.40	3,701.13	0.00	3,701.13
200-9119	High School Global Language Fund	4,737.31	0.00	0.00	0.00	0.00	4,737.31	0.00	4,737.31
200-9125	High School Photo Club Fund	679.35	0.00	0.00	0.00	0.00	679.35	0.00	679.35
200-9127	UAHS Science Fair - Olympiad	1,905.35	0.00	0.00	200.00	860.00	1,045.35	0.00	1,045.35
200-9128	High School JSA Club	931.66	0.00	0.00	0.00	0.00	931.66	0.00	931.66
200-9130	UA Idea Day	1,863.23	0.00	0.00	0.00	0.00	1,863.23	0.00	1,863.23
200-9131	High School Computer Science Club	2,465.54	0.00	360.00	0.00	183.67	2,641.87	0.00	2,641.87
200-9132	High School Educators Rising	0.00	0.00	0.00	603.00	103.00	(103.00)	80.00	(183.00)
200-9160	High School Class of 2026	4,988.28	0.00	7,551.25	0.00	6,308.21	6,231.32	14,719.17	(8,487.85)
200-9161	High School Class of 2028	0.00	0.00	3,426.21	0.00	0.00	3,426.21	0.00	3,426.21
200-9165	High School Class of 2025	15,725.51	0.00	8,630.00	0.00	1,540.01	22,815.50	890.36	21,925.14
200-9166	High School German Club	1,154.09	0.00	0.00	0.00	0.00	1,154.09	0.00	1,154.09
200-9167	High School French Club	111.29	0.00	0.00	0.00	0.00	111.29	0.00	111.29
200-9169	High School Spanish Club	518.56	0.00	945.00	0.00	483.40	980.16	0.00	980.16
200-9170	High School Class of 2027	1,639.15	0.00	0.00	0.00	0.00	1,639.15	3,590.00	(1,950.85)
200-9174	High School Class of 2024	21,966.94	0.00	0.00	0.00	21,966.94	0.00	0.00	0.00
200-9179	High Engineering Club	114.67	0.00	100.00	321.79	321.79	(107.12)	446.24	(553.36)
200-9180	Class of 2026 - Senior Celebration	7,300.00	0.00	0.00	0.00	0.00	7,300.00	0.00	7,300.00

Upper Arlington City Schools Cash Summary Report

Full Account Code	Description	Initial Cash	MTD Received	FYTD Received	MTD Expended	FYTD Expended	Fund Balance	Encumbrance	Unencumbered Balance
200-9182	High School First Robotics	\$ 16,234.82	\$ 0.00	\$ 295.00	\$ 754.43	\$ 9,586.40	\$ 6,943.42	\$ 4,200.59	\$ 2,742.83
200-9184	Class of 2024 Senior Celebration	3,587.46	0.00	0.00	0.00	3,587.46	0.00	0.00	0.00
200-9185	Class of 2025 Senior Celebration	5,050.00	0.00	0.00	0.00	0.00	5,050.00	8,510.80	(3,460.80)
200-9186	Class of 2027 Senior Celebration	9,237.00	0.00	0.00	0.00	0.00	9,237.00	0.00	9,237.00
200-9199	High School Scholarship Fund	3,517.07	0.00	750.00	0.00	0.00	4,267.07	0.00	4,267.07
200-9802	Hastings Drama Club Fund	39,654.04	30.00	7,237.07	4,583.00	9,442.28	37,448.83	323.00	37,125.83
200-9804	Hastings Yearbook Fund	3,885.02	0.00	4,648.00	0.00	1,239.00	7,294.02	0.00	7,294.02
200-9806	Hastings French Club Fund	333.26	0.00	0.00	0.00	0.00	333.26	0.00	333.26
200-9807	Hastings German Club Fund	610.04	0.00	0.00	0.00	0.00	610.04	0.00	610.04
200-9808	Hastings Spanish Club Fund	134.14	0.00	0.00	0.00	19.79	114.35	0.00	114.35
200-9814	Hastings MS Literary Magazine	867.91	0.00	0.00	0.00	0.00	867.91	0.00	867.91
200-9815	Hastings MS Robotics Club	1,682.06	0.00	0.00	0.00	0.00	1,682.06	0.00	1,682.06
200-9816	Hastings Best Buddies	219.28	0.00	0.00	0.00	0.00	219.28	0.00	219.28
200-9823	Hastings Class of 2029	5,836.71	0.00	4,600.00	0.00	743.26	9,693.45	0.00	9,693.45
200-9825	Hastings Service Club Fund	72.34	0.00	0.00	0.00	0.00	72.34	0.00	72.34
200-9827	Hastings Class of 2030	2,928.07	0.00	4,825.00	0.00	983.27	6,769.80	0.00	6,769.80
200-9828	Hastings Class of 2031	0.00	0.00	5,125.00	0.00	743.27	4,381.73	0.00	4,381.73
200-9829	Hastings Class of 2028	47.86	0.00	0.00	0.00	47.86	0.00	0.00	0.00
200-9901	Jones Fall Production Fund	70,043.96	944.22	26,510.50	1,299.29	37,197.81	59,356.65	496.00	58,860.65
200-9904	Jones Student Council Fund	564.87	0.00	0.00	0.00	0.00	564.87	0.00	564.87
200-9905	Jones Yearbook Fund	47,702.03	0.00	135.00	0.00	5,995.77	41,841.26	0.00	41,841.26
200-9911	Jones German Club	205.00	0.00	0.00	0.00	0.00	205.00	0.00	205.00
200-9921	Jones Class of 2028	3,378.35	0.00	0.00	0.00	3,378.35	0.00	0.00	0.00
200-9924	Jones Class of 2030	3,556.20	0.00	5,050.00	0.00	0.00	8,606.20	0.00	8,606.20
200-9925	Jones Class of 2029	3,197.09	0.00	4,500.00	0.00	0.00	7,697.09	0.00	7,697.09
200-9928	Jones Class of 2031	0.00	0.00	4,810.00	0.00	0.00	4,810.00	0.00	4,810.00
		\$ 369,101.76	\$ 3,453.25	\$ 154,603.66	\$ 16,632.29	\$ 158,725.12	\$ 364,980.30	\$ 49,124.91	\$ 315,855.39
Fund:	300								
300-9001	Booster/PTO Supplementals	0.00	(940.08)	88,535.38	25,057.20	69,734.69	18,800.69	0.00	18,800.69
300-9010	Barrington School Library Fund	2,125.95	0.00	19.95	50.64	332.73	1,813.17	0.00	1,813.17
300-9050	Tremont Library Fund	1,467.07	0.00	0.00	0.00	520.48	946.59	0.00	946.59
300-9060	Wickliffe Library Fund	5,187.21	57.00	2,670.00	0.00	325.61	7,531.60	0.00	7,531.60
300-9066	Wickliffe Playground Fund	29,336.47	0.00	0.00	0.00	19,180.15	10,156.32	0.00	10,156.32
300-9070	Windermere Library Fund	404.82	0.00	8,153.00	0.00	6,923.12	1,634.70	541.95	1,092.75
300-9126	High School National Art Honor Society	3,645.44	0.00	0.00	0.00	0.00	3,645.44	0.00	3,645.44
300-9127	High School National Honor Society Fund	251.10	243.47	243.47	0.00	0.00	494.57	0.00	494.57
300-9129	High School Science National Honor Society	250.30	0.00	0.00	0.00	0.00	250.30	0.00	250.30
300-9130	Rise Cafe - Highschool	39,810.31	2,828.27	21,717.94	3,475.52	18,479.48	43,048.77	8,312.28	34,736.49
300-9133	High School Learning Center	4,498.07	0.00	106.82	0.00	0.00	4,604.89	100.00	4,504.89

Upper Arlington City Schools

Cash Summary Report

Full Account Code	Description	Initial Cash	MTD Received	FYTD Received	MTD Expended	FYTD Expended	Fund Balance	Encumbrance	Unencumbered Balance
	Fund								
300-9137	High School Bear Paws Fund	\$ 2,531.66	\$ 0.00	\$ 0.00	\$ 0.00	\$ 65.93	\$ 2,465.73	\$ 0.00	\$ 2,465.73
300-9140	High School Literary Magazine Fund	6.31	0.00	0.00	0.00	0.00	6.31	0.00	6.31
300-9141	High School Store Fund	213,535.78	8,814.20	66,808.59	4,700.79	58,320.03	222,024.34	23,547.11	198,477.23
300-9143	High School Band Fund	22,781.52	0.00	2,050.00	2,291.20	22,089.19	2,742.33	262.80	2,479.53
300-9144	High School Orchestra Fund	1,348.31	352.58	7,842.30	178.88	4,694.02	4,496.59	0.00	4,496.59
300-9145	High School Athletic Fund	299,816.37	29,307.50	303,477.82	26,442.46	212,019.86	391,274.33	102,214.48	289,059.85
300-9148	UAHS Print Shop - Paw Prints	3,329.18	40.00	1,996.59	189.21	1,232.66	4,093.11	200.00	3,893.11
300-9152	High School Student Account Fund	5,995.00	0.00	0.00	0.00	500.00	5,495.00	0.00	5,495.00
300-9154	High School Vocal Music	4,501.90	0.00	2,240.00	394.83	994.83	5,747.07	1,605.17	4,141.90
300-9158	Girl Basketball Camp	77.74	0.00	0.00	0.00	(1,660.38)	1,738.12	0.00	1,738.12
300-9159	Wrestling Camp	985.63	0.00	376.75	0.00	0.00	1,362.38	0.00	1,362.38
300-9160	Girls Volleyball Camp	313.13	0.00	0.00	0.00	0.00	313.13	0.00	313.13
300-9161	Tennis Camp	4,534.15	0.00	0.00	0.00	1,434.39	3,099.76	0.00	3,099.76
300-9162	Baseball Camp	19,218.69	275.65	275.65	0.00	9,697.52	9,796.82	2,808.67	6,988.15
300-9163	Field Hockey Camp	12,513.54	0.00	0.00	0.00	13,400.22	(886.68)	0.00	(886.68)
300-9164	Softball Camp	3,444.83	0.00	85.00	700.86	700.86	2,828.97	576.00	2,252.97
300-9165	High School Mock Trial	603.34	0.00	1,260.00	340.00	585.00	1,278.34	0.00	1,278.34
300-9168	High School R&D Lab	7,152.90	0.00	0.00	0.00	1,516.34	5,636.56	0.00	5,636.56
300-9169	High School Ambassadors of Change	155.42	0.00	0.00	0.00	0.00	155.42	0.00	155.42
300-9176	Track and Field Camp	585.00	0.00	0.00	0.00	0.00	585.00	0.00	585.00
300-9177	Girls Lacrosse Camp	14,981.52	0.00	(120.00)	0.00	14,742.48	119.04	0.00	119.04
300-9178	Swim Camp	7,181.69	0.00	0.00	0.00	6,510.40	671.29	0.00	671.29
300-9179	Water Polo Camp	7,354.00	0.00	0.00	0.00	7,181.00	173.00	0.00	173.00
300-9181	UAHS Tournament Account	0.00	0.00	0.00	375.00	2,110.46	(2,110.46)	0.00	(2,110.46)
300-9210	Barrington Field Trip	16,251.15	0.00	40,340.00	1,737.80	9,732.50	46,858.65	10,117.38	36,741.27
300-9240	Greensview Field Trip	6,010.32	8,600.00	8,600.00	510.00	1,267.00	13,343.32	5,206.42	8,136.90
300-9250	Tremont Field Trip	4,682.84	0.00	20,000.00	200.00	2,703.68	21,979.16	945.32	21,033.84
300-9260	Wickliffe Field Trip	3,074.64	0.00	0.00	163.28	1,392.68	1,681.96	793.56	888.40
300-9261	Wickliffe Field Trip Admissions	7,686.00	0.00	0.00	0.00	3,442.00	4,244.00	0.00	4,244.00
300-9270	Windermere Field Trip	1,294.30	0.00	0.00	604.60	2,004.60	(710.30)	3,704.08	(4,414.38)
300-9805	Hastings Garden Fund	943.58	0.00	0.00	0.00	0.00	943.58	100.00	843.58
300-9815	Hastings Athletic Fund	27,204.90	3,946.16	38,108.98	4,841.44	27,296.23	38,017.65	13,600.00	24,417.65
300-9816	Hastings/Jones DC Class Trip	53,380.27	0.00	0.00	2,000.00	2,000.00	51,380.27	0.00	51,380.27
300-9817	Hastings BEARS	1,015.29	0.00	0.00	340.25	331.94	683.35	0.00	683.35
300-9820	Hastings Media Center Fund	102.15	0.00	0.00	0.00	0.00	102.15	0.00	102.15
300-9821	Hastings Band Fund	4,786.39	0.00	91.66	0.00	240.00	4,638.05	0.00	4,638.05
300-9822	Hastings Ski Club Fund	50,381.17	0.00	31,100.00	2,000.00	2,000.00	79,481.17	31,546.80	47,934.37
300-9823	Hastings Orchestra Fund	11,872.50	11.99	7,120.51	106.11	5,895.95	13,097.06	602.00	12,495.06

Upper Arlington City Schools Cash Summary Report

Full Account Code	Description	Initial Cash	MTD Received	FYTD Received	MTD Expended	FYTD Expended	Fund Balance	Encumbrance	Unencumbered Balance
300-9824	Hastings Vocal Music Fund	\$ 5,553.37	\$ 1,233.97	\$ 3,672.08	\$ 0.00	\$ 2,738.20	\$ 6,487.25	\$ 0.00	\$ 6,487.25
300-9826	Hastings 6th Grade Camp	0.00	0.00	65,430.00	0.00	52,802.91	12,627.09	0.00	12,627.09
300-9827	Hastings 7th Grade Trip	114.00	0.00	4,191.50	0.00	2,840.27	1,465.23	0.00	1,465.23
300-9828	Hastings 6th Grade Mentor Program	2,405.00	0.00	1,987.00	0.00	2,779.00	1,613.00	0.00	1,613.00
300-9909	Jones Vocal Music Fund	5,647.69	60.00	60.00	147.66	168.58	5,539.11	0.00	5,539.11
300-9910	Jones Band Fund	10,313.20	0.00	0.00	0.00	0.00	10,313.20	0.00	10,313.20
300-9911	Jones Athletic Fund	25,825.66	5,055.03	38,997.37	6,036.14	27,018.67	37,804.36	15,250.00	22,554.36
300-9913	Jones Ski Club Fund	91,998.82	3,200.00	34,025.00	2,094.59	2,094.59	123,929.23	0.00	123,929.23
300-9916	Jones Media Center Fund	2,651.28	0.00	0.00	0.00	351.95	2,299.33	0.00	2,299.33
300-9918	Jones Orchestra	8,493.36	9.99	4,660.30	0.00	1,333.47	11,820.19	666.53	11,153.66
300-9921	Jones Mentor Program Fund	527.00	0.00	2,375.00	0.00	1,800.00	1,102.00	0.00	1,102.00
300-9923	Jones - ROX	2,069.00	0.00	0.00	0.00	0.00	2,069.00	0.00	2,069.00
300-9926	Jones 6th Grade Camp	4,762.84	0.00	36,795.00	0.00	34,384.83	7,173.01	0.00	7,173.01
300-9927	Jones 7th Grade Camp Club	2,267.11	0.00	0.00	0.00	2,000.00	267.11	0.00	267.11
300-9928	Jones Track and Field Fund	7,552.69	0.00	0.00	0.00	0.00	7,552.69	0.00	7,552.69
		\$ 1,078,790.87	\$ 63,095.73	\$ 845,293.66	\$ 84,978.46	\$ 660,250.12	\$ 1,263,834.41	\$ 222,700.55	\$ 1,041,133.86
Fund:	401								
401-9024	Auxiliary Services - St Agatha	54,649.51	239.35	98,174.74	20,246.65	91,318.53	61,505.72	10,926.78	50,578.94
401-9124	Auxiliary Services - St Andrews	124,645.51	1,033.78	211,881.78	1,422.18	70,883.09	265,644.20	60,799.84	204,844.36
		\$ 179,295.02	\$ 1,273.13	\$ 310,056.52	\$ 21,668.83	\$ 162,201.62	\$ 327,149.92	\$ 71,726.62	\$ 255,423.30
Fund:	499								
499-9124	Career Tech Grant	0.00	0.00	234,402.00	0.00	234,402.00	0.00	0.00	0.00
499-9125	Career Tech Grant	0.00	0.00	0.00	14,999.00	20,707.66	(20,707.66)	14,174.50	(34,882.16)
		\$ 0.00	\$ 0.00	\$ 234,402.00	\$ 14,999.00	\$ 255,109.66	\$ (20,707.66)	\$ 14,174.50	\$ (34,882.16)
Fund:	507								
507-9224	ELEMENTARY AND SECONDARY SCHOOL EMERGENCY RELIEF FUND	0.00	0.00	9,656.25	0.00	9,656.25	0.00	0.00	0.00
507-9324	ARP ESSERS III - State	(90,956.87)	0.00	495,400.70	309.76	404,753.59	(309.76)	0.00	(309.76)
507-9524	APR ESSER III NON STATE	(17,431.51)	0.00	98,971.68	0.00	81,540.17	0.00	0.00	0.00
		\$ (108,388.38)	\$ 0.00	\$ 604,028.63	\$ 309.76	\$ 495,950.01	\$ (309.76)	\$ 0.00	\$ (309.76)
Fund:	516								
516-9024	IDEA PART B GRANTS	(70,393.11)	639.96	351,008.34	0.00	280,615.23	0.00	0.00	0.00
516-9025	IDEA PART B GRANTS	0.00	501,672.30	501,672.30	139,201.68	679,732.57	(178,060.27)	11,649.83	(189,710.10)
		\$ (70,393.11)	\$ 502,312.26	\$ 852,680.64	\$ 139,201.68	\$ 960,347.80	\$ (178,060.27)	\$ 11,649.83	\$ (189,710.10)
Fund:	551								
551-9025	LIMITED ENGLISH PROFICIENCY	0.00	76,097.95	76,097.95	90.00	994.35	75,103.60	150.00	74,953.60
		\$ 0.00	\$ 76,097.95	\$ 76,097.95	\$ 90.00	\$ 994.35	\$ 75,103.60	\$ 150.00	\$ 74,953.60
Fund:	572								
572-9024	TITLE I DISADVANTAGED CHILDREN	(11,850.56)	0.00	29,482.67	0.00	17,632.11	0.00	0.00	0.00

Upper Arlington City Schools Cash Summary Report

Full Account Code	Description	Initial Cash	MTD Received	FYTD Received	MTD Expended	FYTD Expended	Fund Balance	Encumbrance	Unencumbered Balance
572-9025	TITLE I DISADVANTAGED CHILDREN	\$ 0.00	\$ 0.00	\$ 0.00	\$ 25,109.90	\$ 100,303.50	\$ (100,303.50)	\$ 0.00	\$ (100,303.50)
Fund: 584		\$ (11,850.56)	\$ 0.00	\$ 29,482.67	\$ 25,109.90	\$ 117,935.61	\$ (100,303.50)	\$ 0.00	\$ (100,303.50)
584-9024	TITLE IV, PART A, STUDENT SUPPORT AND ACADEMIC ENRICHMENT PROGRAMS	0.00	1,084.46	1,084.46	0.00	1,084.46	0.00	0.00	0.00
584-9025	TITLE IV, PART A, STUDENT SUPPORT AND ACADEMIC ENRICHMENT PROGRAMS	0.00	0.00	0.00	0.00	0.00	0.00	16,702.02	(16,702.02)
Fund: 590		\$ 0.00	\$ 1,084.46	\$ 1,084.46	\$ 0.00	\$ 1,084.46	\$ 0.00	\$ 16,702.02	\$ (16,702.02)
590-9024	IMPROVING TEACHER QUALITY	(23,953.44)	0.00	25,408.44	0.00	1,455.00	0.00	0.00	0.00
590-9025	IMPROVING TEACHER QUALITY	0.00	11,340.00	11,340.00	32,223.90	43,563.90	(32,223.90)	590.00	(32,813.90)
Fund: 599		\$ (23,953.44)	\$ 11,340.00	\$ 36,748.44	\$ 32,223.90	\$ 45,018.90	\$ (32,223.90)	\$ 590.00	\$ (32,813.90)
599-9023	SAFETY GRANT FUND	11,307.13	0.00	0.00	7,307.13	11,307.13	0.00	0.00	0.00
Grand Total		\$ 11,307.13	\$ 0.00	\$ 0.00	\$ 7,307.13	\$ 11,307.13	\$ 0.00	\$ 0.00	\$ 0.00
		\$ \$ 4,293,468.35	\$ 85,898,222.82		\$ 12,978,013.31		\$ 92,015,469.74		\$ 99,855,101.29
		105,972,348.2	85,898,222.82		12,978,013.31		92,015,469.74		99,855,101.29
		1	85,898,222.82		12,978,013.31		92,015,469.74		99,855,101.29

Concentration Bank Reconciliation
December 31, 2024

Description	Beg. Bal.	Receipts	Disburse	End. Bal.
Accounts				
Huntington Bank - General	4,902,363.02	8,338,178.86	12,135,580.78	1,104,961.10
Huntington Bank - Workers' Comp Acct	9,531.03	2,517.34	2,224.64	9,823.73
Star Ohio	23,713,148.00	80,992.92	5,500,000.00	18,294,140.92
Legacy Campaign	962,987.34	51,552.40	27,152.17	987,387.57
Dragonfly Pay	73,091.52			73,091.52
Investments				
Huntington Investment Account - General	76,327,790.73	431,297.60		76,759,088.33
Huntington Investment Account - Building	3,743.44	14.93		3,758.37
Huntington Investment Account - CP Reserve	2,578,524.33	2,746.07		2,581,270.40
Columbus Foundation Legacy Fund	113,662.40	5,000.00		118,662.40
Outstanding Checks				
Less O/S checks prior month	(146,024.63)		(146,024.63)	-
Add: O/S checks current month			77,619.42	(77,619.42)
Less: Worker's Comp O/S prior Month	468.97		468.97	-
Add: Worker's Comp O/S current Month			(176.27)	176.27
Petty Cash Accounts:				
Early Childhood Program Petty Cash	50.00			50.00
Food Service (H.S.) Petty Cash	10.10			10.10
UAHS Book Store Change Funds	300.00			300.00
				-
				-
				-
				-
				-
				-
BANK TOTALS	108,539,646.25	8,912,300.12	17,596,845.08	99,855,101.29
BOOK TOTALS	108,539,646.25	4,293,468.35	12,978,013.31	99,855,101.29