



# HAWTHORNE PUBLIC SCHOOLS

TESTING PRESENTATION  
OCTOBER 2024

# Assessments

- New Jersey Student Learning Assessment - English Language Arts (NJSLA- E), Math (NJSLA-M), Science (NJSLA-S)
- DLM (Dynamic Learning Maps)
- ACCESS For ELLs (English Language Learners)
- Advanced Placement - AP Scores (Hawthorne High School)

The purpose of this analysis is to answer these questions:

What are the district trends over the past three years? **(2022-2024)**

How well did this particular group of students do in comparison to peers across the state?

Where are our strengths and what skills are in the greatest need of improvement?

# New Jersey Student Learning Assessment (NJSLA)

The 2024 NJSLA- ELA was administered to all students grades 3-9 and the NJSLA- M Math was administered to students in grades 3-8, as well as those enrolled in Algebra I, Geometry in grades 9.

Students in grades 5, 8 and 11 participated administration of the New Jersey Student Learning Assessment - Science (NJSLA-S).

# NJSLA Assessment Results District Summary



English Language Arts		
NJSLA Year	% Meeting or Exceeding	Number of Students Exceeding
2022	54 %	140
2023	55 %	140
2024	57 %	160
Mathematics		
2022	30 %	33
2023	34 %	39
2024	32 %	47

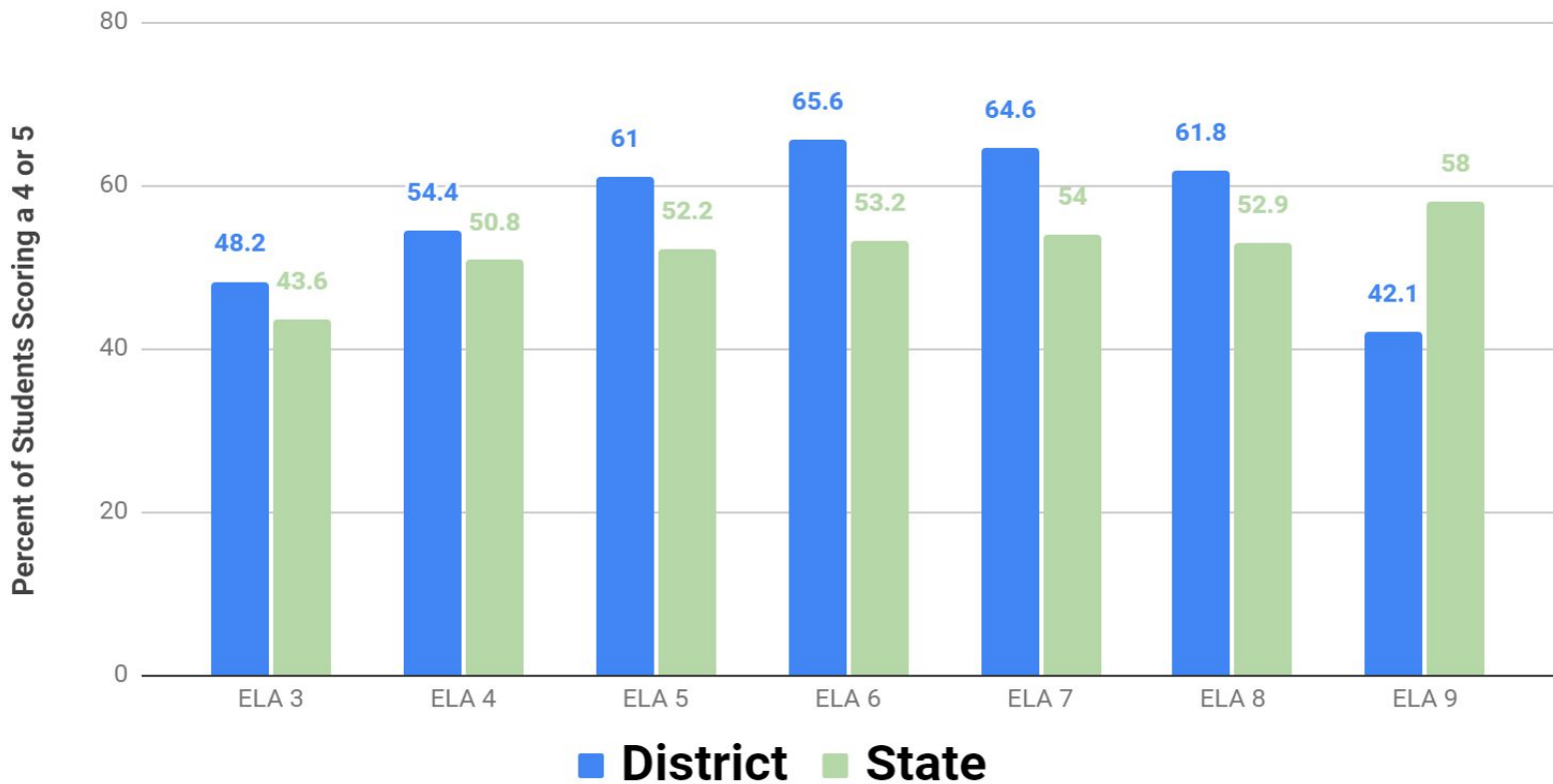
# NJSLA DATA

Spring Administration 2024

English Language Arts

Grades 3-9

# A Glimpse at Hawthorne Students' Performance on NJSLA ELA



# Demographic Data: Percent of Students in Subgroups Who Met or Exceeded Expectations

	<b>Grade 3</b>	<b>Grade 4</b>	<b>Grade 5</b>	<b>Grade 6</b>	<b>Grade 7</b>	<b>Grade 8</b>	<b>Algebra 1</b>
<b>White</b>	53.1	638.7	67.5	65.8	75.9	82.2	60.6
<b>Hispanic</b>	39.5	39.5	58.0	66.7	57.3	41.8	24.6
<b>Economically Disadvantaged</b>	40.3	38.9	51.7	56.0	57.1	44.4	20.0
<b>Students with Disabilities</b>	17.6	38.9	30.6	21.1	36.0	15.0	8.3
<b>ELL</b>	16.7	0.0	----	----	16.7	12.5	0.0

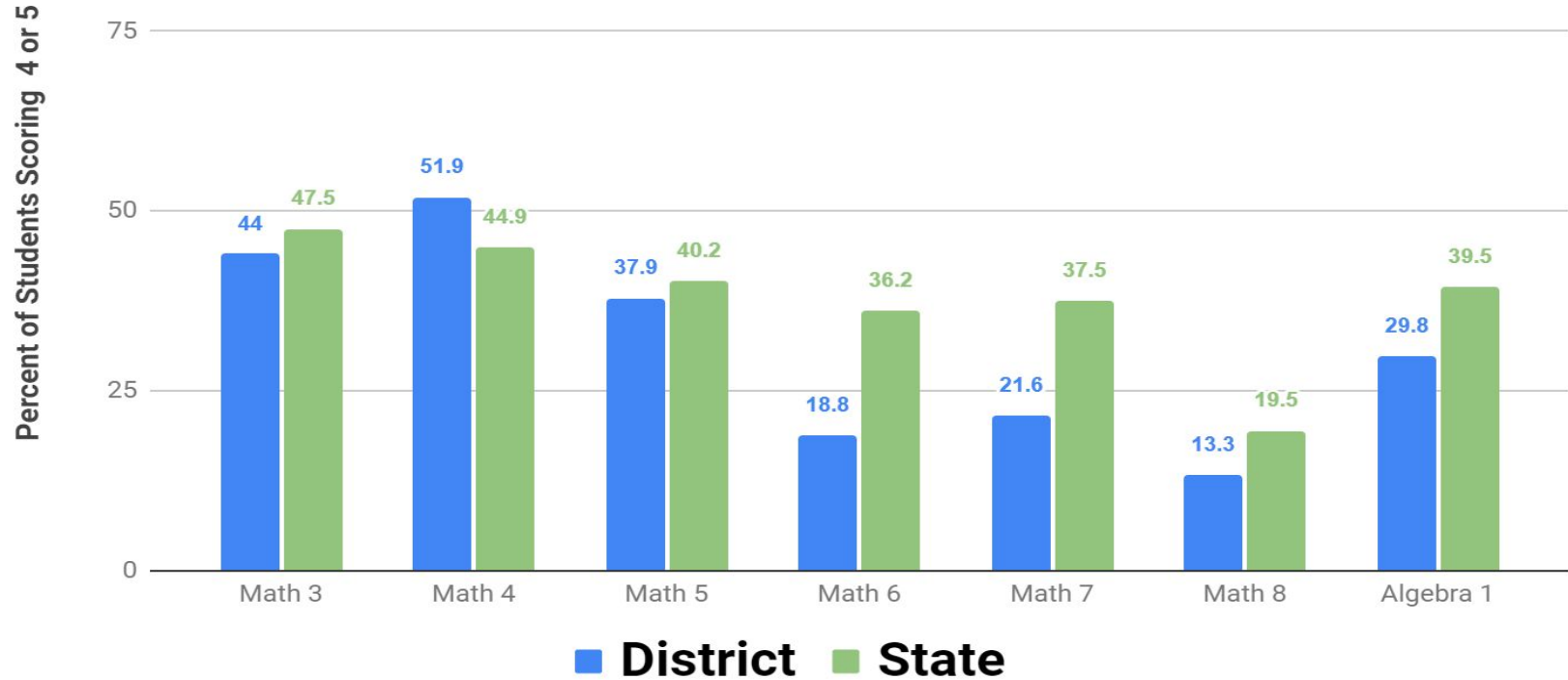
# NJSLA DATA

Spring Administration 2022

Mathematics

Grades 3-8, Algebra I, &  
Geometry

# A Glimpse at Hawthorne Students' Performance on NJSLA MATH



# Demographic Data: Percent of Students in Subgroups Who Met or Exceeded Expectations

	<b>Grade 3</b>	<b>Grade 4</b>	<b>Grade 5</b>	<b>Grade 6</b>	<b>Grade 7</b>	<b>Grade 8</b>	<b>Algebra</b>
<b>White</b>	59.4	65.7	48.1	28.9	34.5	20.9	39.3
<b>Hispanic</b>	32.5	39.5	30.7	9.1	12.2	6.8	21.5
<b>Economically Disadvantaged</b>	39.1	42.6	23.3	6.0	10.7	5.4	17.7
<b>Students with Disabilities</b>	14.7	40	13.9	5.3	8.0	5.0	4.2
<b>ELL</b>	12.5	14.3	---	---	0.0	11.1	0.0

# ELA INTERVENTIONS

- Transition to Standards Based Grading System
- Task Assessment & Pacing Guides for Wonders program
- Renaissance progress monitoring
- District Data Days & Spotlight Student Program
- Language Lab courses @ LMS and HHS Learning Ally (6-12) and Excite Reading (K-5)

# MATH INTERVENTIONS

- Transition to Standards Based Grading System
- Task Assessment & Pacing Guides for Wonders program
- Renaissance progress monitoring
- District Data Days & Spotlight Student Program
- Math Lab courses @ LMS and HHS
- Conquer Mathematics cohort training

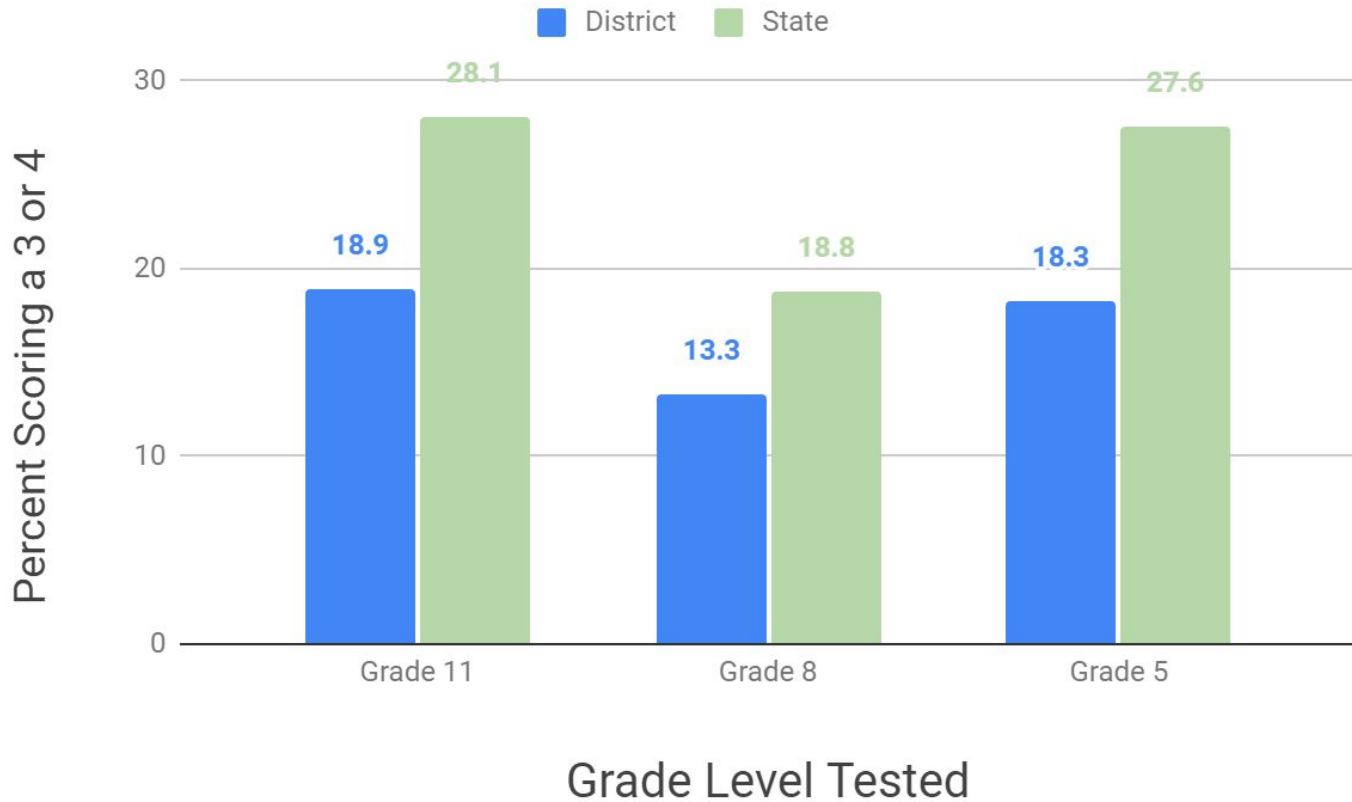
# NJSLA DATA

Spring Administration 2024

Science

Grades 5, 8, & 11

# NJSLA - Science



# DLM - Dynamic Learning Maps

Special Education Students with significant challenges participated in alternate assessments for English Language Arts, Math, and Science (DLM).

21 students took the test, so data is best used on an individual basis. No subgroup had more than 10 students (see below) - so reporting data may be identifiable.

Grades 3-5: 13 students    Grades 6-8: 6 students    Grade 11: 2 students

\*\* 6 students are AT TARGET for ELA & 1 student is ADVANCED for ELA

\*\* 4 students are AT TARGET for Math & 2 students are ADVANCED for math

The special services department is working with teachers to review students' individual score reports and adjust classroom support systems as needed.

CST will review the data to ensure IEPs match with necessary program implementation

# ACCESS for ELLs 2.0

MLs participated in the ACCESS for ELLs test to monitor students' progress toward English Language Proficiency.

105 Students participated in the ACCESS for ELLs in grades K-12. 19 students scored a 4.0 or higher.

Grade level data will not be reported for most grade levels as there are less than 10 students in each subgroup and the data may be identifiable.

<b>Grade</b>	<b>K</b>	<b>1</b>	<b>9</b>
# of Students	13	11	15
# of Students 4.0 or higher	0	0	3

# Advance Placement (AP Exams) @ HHS



## SCHOOL SUMMARY

	2020	2021	2022	2023	2024
Total AP Students	93	79	77	77	141
Number of Exams	179	163	155	153	258
AP Students with Scores 3+	67	43	45	43	82
% of Total AP Students with Scores 3+	72.04	54.43	58.44	55.84	58.16

# Marta Gomez

## MEAN SCORE

YOUR GROUP	SCHOOL	NJ	GLOBAL
3.67	3.67	3.71	3.51

## % SCORES 3 OR HIGHER

YOUR GROUP	SCHOOL	NJ	GLOBAL
77.8%	77.8%	87.2%	82.1%

# Elizabeth Graber

## MEAN SCORE

YOUR GROUP	SCHOOL	NJ	GLOBAL
3.25	3.25	3.08	3.01

## % SCORES 3 OR HIGHER

YOUR GROUP	SCHOOL	NJ	GLOBAL
50.0%	50.0%	60.0%	59.9%

# Michele Phibbs

## MEAN SCORE

YOUR GROUP	SCHOOL	NJ	GLOBAL
3.64	3.64	3.31	3.18

## % SCORES 3 OR HIGHER

YOUR GROUP	SCHOOL	NJ	GLOBAL
81.8%	81.8%	71.8%	67.2%



# Erin Flanagan

## MEAN SCORE

YOUR GROUP	SCHOOL	NJ	GLOBAL
2.94	2.94	3.34	3.18

## % SCORES 3 OR HIGHER

YOUR GROUP	SCHOOL	NJ	GLOBAL
86.1%	86.1%	85.8%	84.2%

# Matthew Corvo

## MEAN SCORE

YOUR GROUP	SCHOOL	NJ	GLOBAL
3.44	3.44	3.51	3.23

## % SCORES 3 OR HIGHER

YOUR GROUP	SCHOOL	NJ	GLOBAL
88.9%	88.9%	80.5%	72.2%

# Kelly Clifford

## % SCORES 3 OR HIGHER

YOUR GROUP	SCHOOL	NJ	GLOBAL
83.3%	83.3%	79.6%	72.4%

## MEAN SCORE

YOUR GROUP	SCHOOL	NJ	GLOBAL
3.25	3.25	3.38	3.16

# Kelly Clifford

## % SCORES 3 OR HIGHER

YOUR GROUP	SCHOOL	NJ	GLOBAL
91.7%	91.7%	67.2%	54.6%

## MEAN SCORE

YOUR GROUP	SCHOOL	NJ	GLOBAL
3.75	3.75	3.16	2.79

# Overall Performance for Advanced Placement Courses

**The steady increase in exam participation and passing rates over the years indicates overall academic growth and improved preparation strategies. Continued focus on collaborative teaching methods, targeted interventions, and expanding successful programs could further enhance AP performance across all subjects.**

# 4-Year Adjusted Cohort Graduation Rate Trends 2021-2024



Graduation Rate	
Year	Rate
2021	88.6 %
2022	90.3 %
2023	91.1 %
2024	<b>95.7 %</b>

# Strategic Plan Accomplishments

## Year 1: 2023-2024

# GOAL # 1

<b>Table EA # 2: Design an innovative curriculum structure (which) embodies flexibility and encourages students to have an active role in their education and beyond</b>	
Accomplished Actions during 2023-2024 School Year	<ul style="list-style-type: none"><li>• Enhance Curriculum Accessibility:<ul style="list-style-type: none"><li>◦ Make the curriculum accessible to all stakeholders, including students.</li></ul></li><li>• Identify District "Senior Experience" opportunity through process or district staff.</li><li>• Provide opportunities for LMS students to explore high school pathways before transitioning.</li></ul>

**Highlight student success with "Student of the Month" recognition at all educational levels.**

<b>AREA # 3: Create an abundance of inclusive and diverse opportunities that tap into student interests and passions, inspiring them to be leaders in their communities.</b>	
Accomplished Actions during 2023-2024 School Year	<ul style="list-style-type: none"><li>• Continuously identify areas in need of improvement.</li><li>• Regular data team meetings for the evaluation and interpretation of data.</li><li>• Maintain consistent communication and outreach to the student body regarding the importance of standardized tests.</li><li>• Encourage department leadership to model NJSLA-aligned activities and assessments that incorporate NJSLA skills.</li><li>• Utilize progress monitoring data to measure student progress in Response to Intervention (RTI) programs.</li></ul>

**Conduct regular data team meetings for the evaluation and interpretation of data.**

# GOAL # 2

AREA # 1: Coordinate communication among schools within the district.	
Accomplished Actions during 2023-2024 School Year	<ul style="list-style-type: none"> <li>Ensure the availability of district-wide communication of district-wide letter.</li> <li>Implement and monitor communication to elementary grade</li> </ul>
AREA # 2: Increase the availability of translation services at key district events to accommodate diverse language needs.	
Accomplished Actions during 2023-2024 School Year	<ul style="list-style-type: none"> <li>Ensure the availability of translation services at key district events to accommodate diverse language needs.</li> </ul>
AREA # 3: Increase the availability of translation services at key district events to accommodate diverse language needs.	
Accomplished Actions during 2023-2024 School Year	<ul style="list-style-type: none"> <li>Create additional communication and articulation among staff and administrators.</li> <li>Facilitate joint departmental meetings between middle school and high school educators.</li> <li>Organize grade-level meetings that involve teachers from different elementary buildings.</li> <li>Hold administrative meetings that involve both middle and elementary school administrators.</li> <li>Arrange administrative meetings that involve both middle and high school administrators.</li> <li>Foster opportunities for teachers to visit classrooms at different levels of instruction.</li> <li>Maintain the practice of monthly administrative walkthroughs.</li> </ul>

**Ensure the availability of translation services at key district events to accommodate diverse language needs.**

AREA # 4: Promote outreach to the community at large (i.e. Police Department, local businesses etc.)	
Accomplished Actions during 2023-2024 School Year	<ul style="list-style-type: none"> <li>Hire a School Resource Officer (SRO) to enhance safety and support within the school community.</li> <li>Organize a senior sponsored events to provide more safety and athletic Hall of athletes.</li> </ul>
AREA # 5: Establish connections among staff members	
Accomplished Actions during 2023-2024 School Year	<ul style="list-style-type: none"> <li>Recognize and district-wide staff appreciation to make them more engaging and meaningful.</li> <li>Increase the frequency of staff shout-outs, recognition efforts, and appreciation incentives to acknowledge and motivate employees.</li> </ul>
AREA # 6: Improve public relations	
Necessary Actions	<ul style="list-style-type: none"> <li>Increase the utilization of social media platforms to enhance communication and engagement with the community.</li> </ul>

**Hire a School Resource Officer (SRO) to enhance safety and support within the school community.**

# GOAL # 3

**AREA # 1: Create a welcoming environment empowers critical thinking and collaboration**

**Enhance the entrance to the HHS Athletic Facility for improved accessibility and aesthetics**

- Continue the process of upgrading water fountains to bottle filler stations throughout the school year.

**AREA # 2: Increase space/offers for vocational studies and trades to foster a sense of belonging and opportunity within the schools**

- Exploration of Careers in Trades class
- Senior experience / WBL

Accomplished Actions during 2023-2024 School Year

**AREA # 3: Enhance athletic spaces to increase participation in extracurricular activities**

Accomplished Actions during 2023-2024 School Year

- Upper fencing replaced at HHS (include new fencing down the hill and add some landscaping)
- Improve playing surfaces (sprinklers on both fields, turf blankets on both fields, regrade both fields)

**Upper fencing replaced at HHS (include new fencing down the hill and add some landscaping)**

top dressing

**AREA # 4: Upgrade state-of-the-art / updated facilities (i.e. renewable energy)**

Accomplished Actions during 2023-2024 School Year

- Ensure proper field maintenance equipment and supplies are available for use by maintenance staff.
- Consider possible revenue sources: Athletic Hall of Fame / Alumni Association, Advertising around the field and on fences, etc.

# GOAL # 4

## AREA # 1: Create more robust extra-curricular activities for our more vulnerable students to keep them engaged and unplugged

Accomplished Actions during 2023-2024 School Year

- Increase student engagement in clubs at LMS & offerings and add based on student voice)
- Sports fair during summer
- Develop Summer Sports Camps for K-8 students:

## AREA # 4: Improve family outreach regarding HIB (Harassment, Intimidation, and Bullying) resources

Develop a web page of resources on district website

## AREA # 2: Cultivate community connections through Resource Officer) Program

Accomplished Actions during 2023-2024 School Year

- Ongoing discussion with the Resource Officer for a shared service.
- Ongoing meetings to discuss implementation.

**Developed Summer Sports Camps with HHS coaches and athletes for K-8 students**

## Security during extracurricular activities

- Ensure security guards are visible at extracurricular events and activities
- Maintain consistency with security staff between the school during school and extracurricular implementation

## AREA # 3: Improve student- teacher relationships

Accomplished Actions during 2023-2024 School Year

- Provide professional development for staff and students
- Teacher Mentors (duty/den days)