

**Reliability &
Excellence**
for Kids & Learning
TigersVote.org



**In February 2025 the Ephrata School District
will run a four-year REPLACEMENT Levy.**



*More info at
TigersVote.org*



Reliability & Excellence

for Kids & Learning
TigersVote.org

Levies are for Learning

This EP&O Levy is **not a new tax**. It replaces the 2021 voter-approved levy, which expires in 2025. Levy dollars fund things that the state does not and bridge the gap between what the state pays for and what it *actually* costs to run a school district.



This Education Programs & Operations (EP & O) Levy is to collect \$11,521,730 in 2026-2029 which allows us to access Local Effort Assistance (LEA) of over \$13,000,000 over those 4 years.

*The projected rate, assuming a district assessed valuation increase of 2% next year and 4% each of the following years, is **\$1.85 per \$1,000 of assessed property value** each year.*

Levy Collections		
Year	Tax Collection	LEA*
2026	\$ 2,713,253.00	\$ 3,272,029.00
2027	\$ 2,821,783.00	\$ 3,317,456.00
2028	\$ 2,934,654.00	\$ 3,277,482.00
2029	\$ 3,052,040.00	\$ 3,292,615.00

\$ 11,521,730.00 \$ 13,159,582.00

**LEA AMOUNTS ARE ESTIMATES*



**LEA IS ONLY
ACCESSIBLE TO
DISTRICTS WHO
HAVE PASSED AN
EP & O LEVY**

This Education Programs & Operations (EP & O) Levy is to collect \$11,521,730 in 2026-2029 which allows us to access Local Effort Assistance (LEA) of over \$13,000,000 over those 4 years.

*The projected rate, assuming a district assessed valuation increase of 2% next year and 4% each of the following years, is **\$1.85 per \$1,000 of assessed property value** each year.*

Levy Collections		
Year	Tax Collection	LEA*
2026	\$ 2,713,253.00	\$ 3,272,029.00
2027	\$ 2,821,783.00	\$ 3,317,456.00
2028	\$ 2,934,654.00	\$ 3,277,481.00
2029	\$ 3,052,040.00	\$ 3,292,615.00

\$ 11,521,730.00

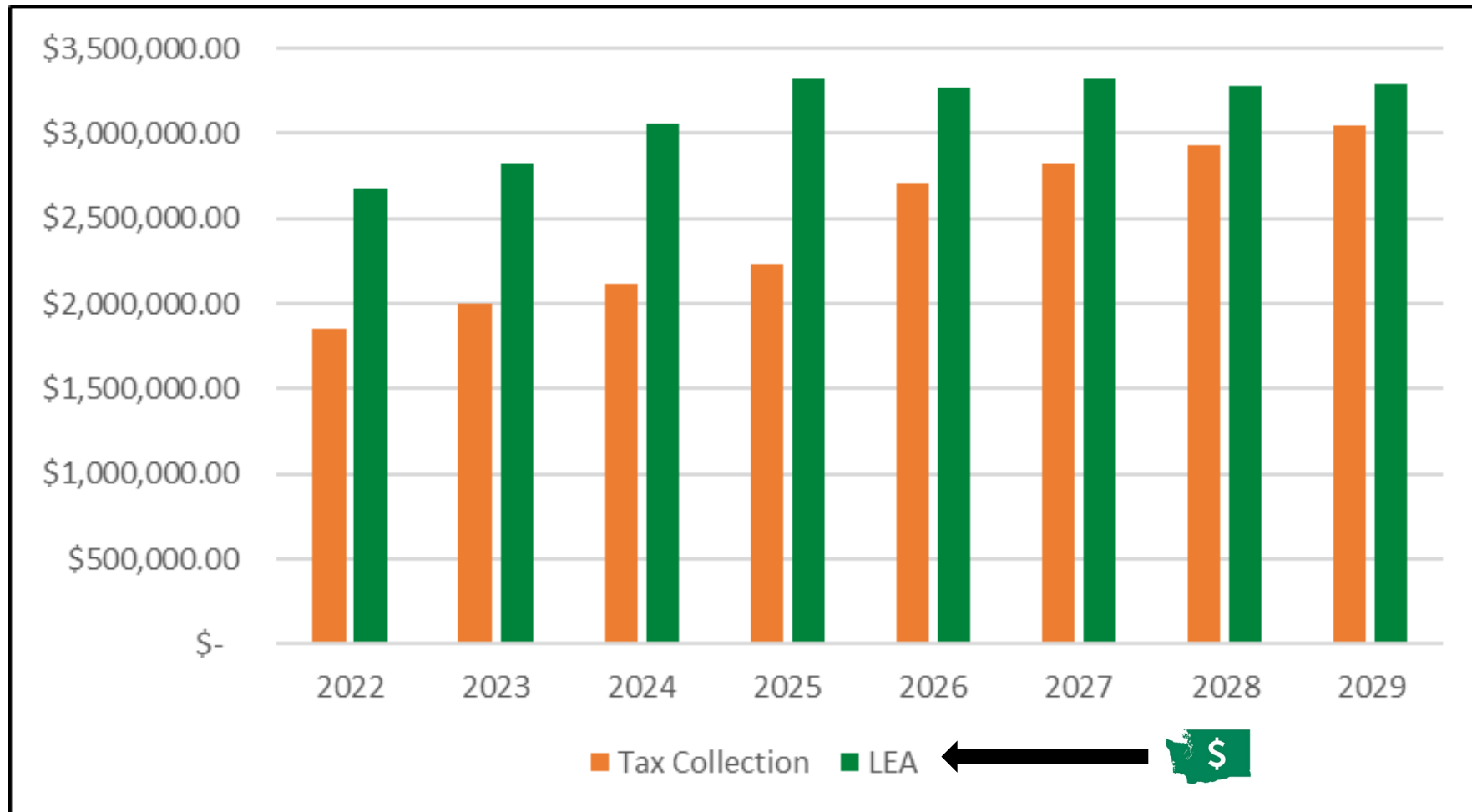
\$ 13,159,582.00

**TOTALS
APPROX.
\$25
MILLION
OVER 4
YEARS**

*LEA AMOUNTS ARE ESTIMATES

Past and future levy and LEA* amounts...

**Future LEA amounts are estimates*



Past and estimated future levy rates. *For our district to be able to fully access LEA in 2026-2029, the actual levy rate must be between \$1.50 and \$2.50 per \$1,000 of assessed property value.*

Levy Rates					
Year	Approved & Proposed Rate	Actual Rate	State Max. Rate*	State Min. Rate* (Max. LEA)	
2016	\$ 5.08	\$ 5.00	\$ 6.51	\$ 1.89	
2017	\$ 5.08	\$ 4.78	\$ 5.92	\$ 1.63	
2018	\$ 5.08	\$ 4.70	\$ 6.82	\$ 1.82	
2019	\$ 1.50	\$ 1.50	\$ 1.50	\$ 1.50	
2020	\$ 1.50	\$ 1.63	\$ 2.50	\$ 1.50	
2021	\$ 1.50	\$ 1.71	\$ 2.50	\$ 1.50	
2022	\$ 1.85	\$ 1.70	\$ 2.50	\$ 1.50	
2023	\$ 1.94	\$ 1.62	\$ 2.50	\$ 1.50	
2024	\$ 1.99	\$ 1.54	\$ 2.50	\$ 1.50	
2025	\$ 2.03	\$ 1.58	\$ 2.50	\$ 1.50	
2026	\$ 1.85	\$ TBD	\$ 2.50	\$ 1.50	
2027	\$ 1.85	\$ TBD	\$ 2.50	\$ 1.50	
2028	\$ 1.85	\$ TBD	\$ 2.50	\$ 1.50	
2029	\$ 1.85	\$ TBD	\$ 2.50	\$ 1.50	



**RATE MUST BE
\$1.50 - \$2.50
TO FULLY
ACCESS LEA**

**State Max. Rate & State Min. Rate began in 2019*

WHAT DOES THIS FUND?



This tax collection, and the LEA it allows us to access, will fund extracurricular activities and athletics, unfunded College in the High School expenditures, Safety & Security, Technology, Professional Development, unfunded Materials, Supplies and Operating Costs (MSOCs) and unfunded staff expenditures.

Educational Programs & Operations (EP&O) Levy funds are critical to certain programs and services for more than **2,800** Ephrata students.

DID YOU KNOW?

APPROXIMATELY

10%

of the Ephrata School District budget is funded by levy dollars and Local Effort Assistance Funds.

LEVY DOLLARS PROVIDE FUNDING FOR:



EHS and EMS Athletics
Roughly **1,100** participated



K-12 Activities
Nearly **600** participated
2023-2024 School Year



Elective Classes
AT EHS, EMS AND PARKWAY



Instructional Technology
AT ALL SCHOOLS



Staff Training
AT ALL SCHOOLS



Safety & Security
AT ALL SCHOOLS



College in the High School
AT EHS



Unfunded Materials, Supplies & Operating Costs
DISTRICT-WIDE

DID YOU KNOW?

285

The number of levy funded **bus trips** Ephrata students & athletes took to extracurricular events outside of Ephrata in 2023-2024.



39,680

The number of **miles** students and athletes traveled to levy funded extracurricular events. That's more than **1.5 times around the globe!**



WHAT WILL THIS COST HOMEOWNERS?



***Please know that low-income
senior citizens and disabled
adults may qualify for tax
exemptions.***



GRANT COUNTY
WASHINGTON

*The Grant County Assessor's Office at (509) 754-2011 or
<https://www.grantcountywa.gov/248/Assessor> can provide more information.*

Current and future rates...

Year	Tax Rate	Monthly Cost	Tax Collection	LEA
2025	\$1.58	\$49.38	\$ 2,230,000.00	\$ 3,323,592.00
2026	\$1.85	\$60.13	\$ 2,713,253.00	\$ 3,272,029.00
2027	\$1.85	\$62.53	\$ 2,821,783.00	\$ 3,317,456.00
2028	\$1.85	\$65.03	\$ 2,934,654.00	\$ 3,277,482.00
2029	\$1.85	\$67.63	\$ 3,052,040.00	\$ 3,292,615.00
<i>Tax Rate - Estimated rate per \$1,000 of assessed property value</i>				
<i>Monthly Cost - Estimated monthly cost for a \$375K home assuming an assessed valuation increase of 4% in 2026-2029</i>				
<i>LEA – Future LEA amounts are estimates</i>				



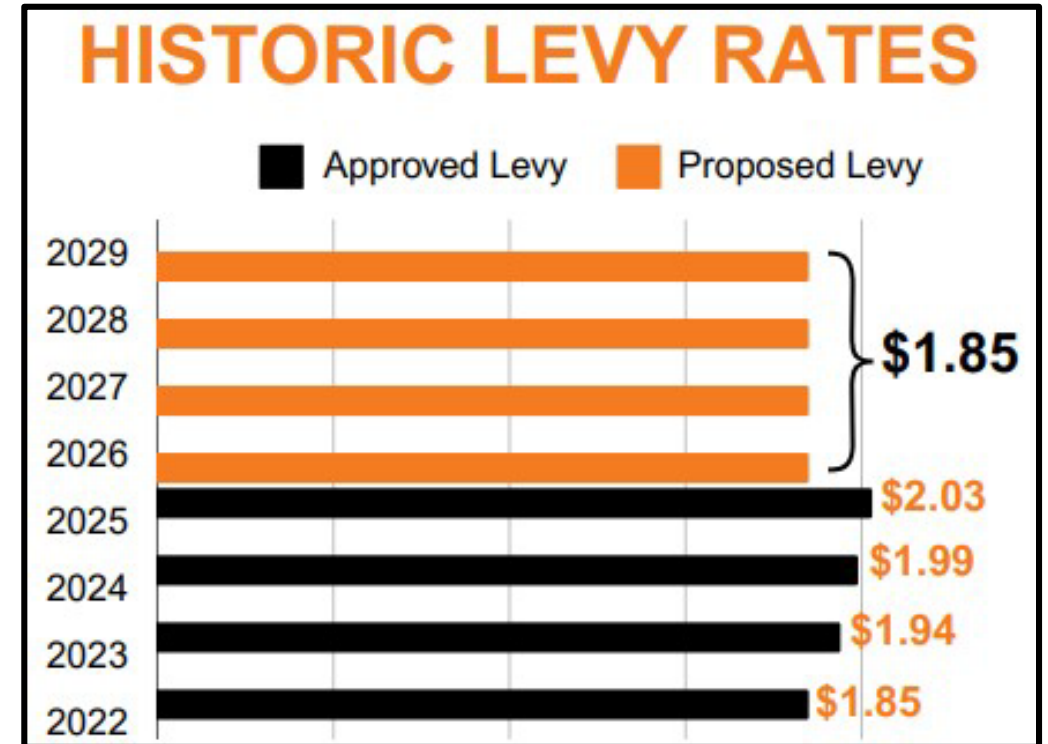
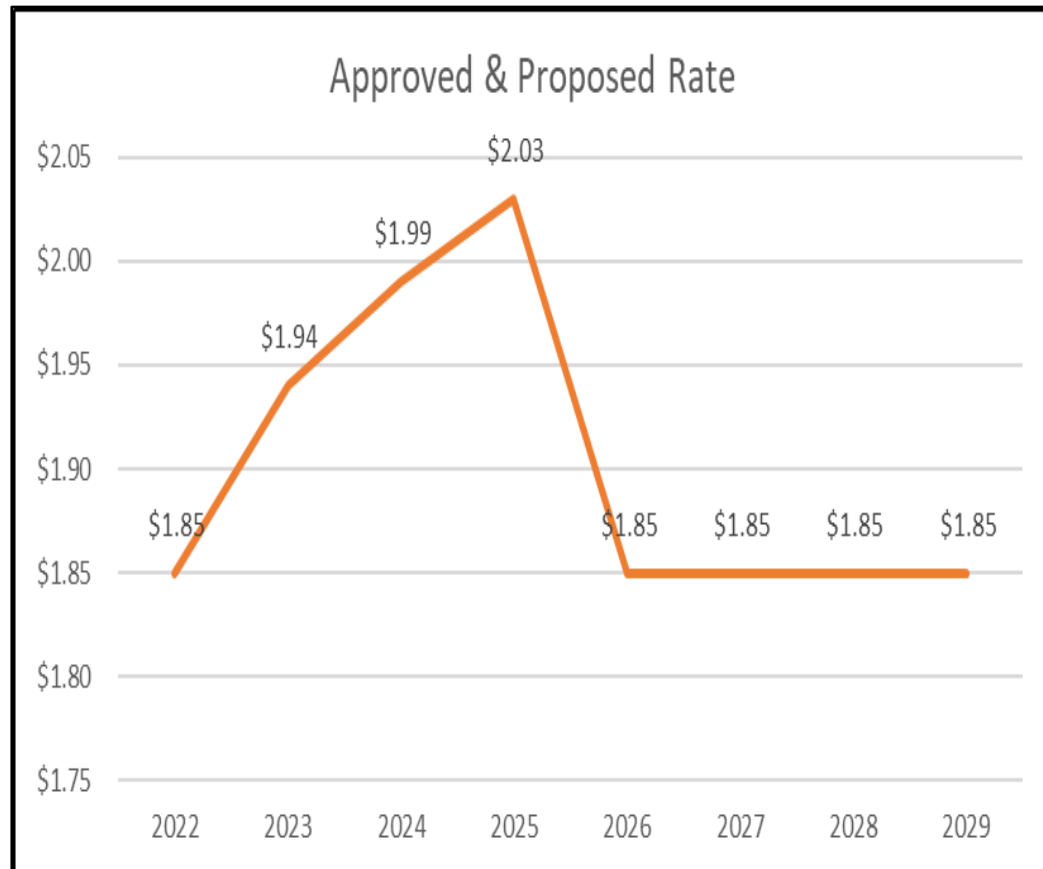
Current and future rates...

Year	Tax Rate	Monthly Cost	Tax Collection	LEA
2025	\$1.58	\$49.38	\$ 2,230,000.00	\$ 3,323,592.00
2026	\$1.68	\$60.13	\$ 2,713,253.00	\$ 3,272,029.00
2027	\$1.85	\$62.53	\$ 2,821,783.00	\$ 3,317,456.00
2028	\$1.85	\$65.03	\$ 2,934,654.00	\$ 3,277,482.00
2029	\$1.85	\$67.63	\$ 3,052,040.00	\$ 3,292,615.00
<i>Tax Rate - Estimated rate per \$1,000 of assessed property value</i>				
<i>Monthly Cost - Estimated monthly cost for a \$375K home assuming an assessed value increase of 4% in 2026-2029</i>				
<i>LEA – Future LEA amounts are estimates</i>				

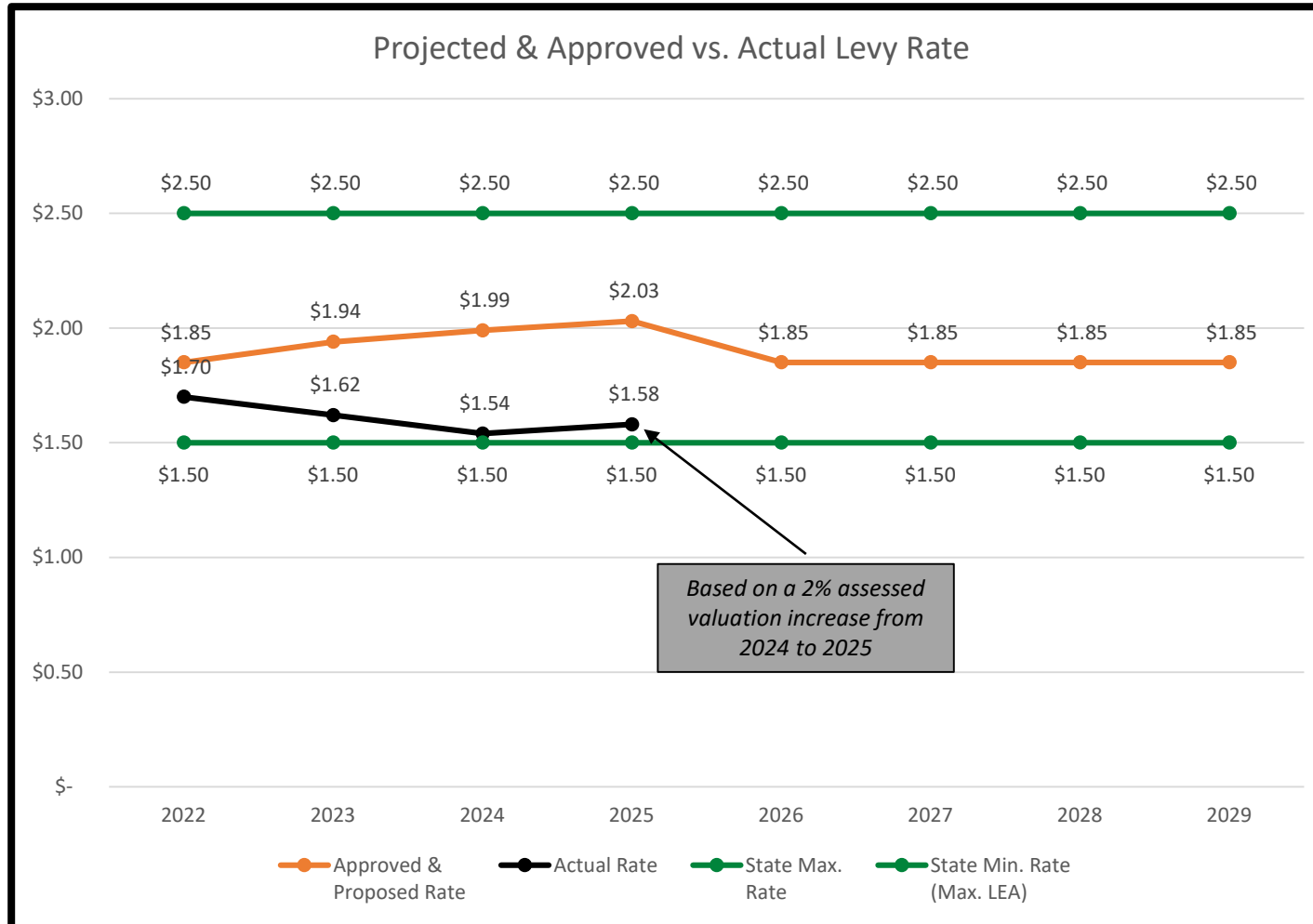
*VOTERS APPROVED AN EP & O LEVY
WITH A PROJECTED TAX RATE OF
\$2.03 IN FEBRUARY OF 2021*



Approved past and projected future levy rates* per \$1,000 of assessed property value... **Future levy rates are estimates*



Past (approved and actual) and projected future levy rates* per \$1,000 of assessed property value... **Future levy rates are estimates*



REMEMBER...

For a district to be able to fully access LEA, the actual levy rate must be between \$1.50 and \$2.50 per \$1,000.

Percentage of total revenue that is generated by local property taxes in Ephrata, in Grant County and statewide...

**Most recent data available is from 2022-2023*

	Total Revenue	Local Property Tax Revenue	% of Total Revenue
Statewide	20,314,049,460.69	2,544,608,723.41	12.53%
Grant County	386,656,373.60	24,891,688.51	6.44%
District Name	Total Revenue	Local Property Tax Revenue	% of Total Revenue
Quincy	58,910,633.82	8,302,987.95	14.09%
Wilson Creek	3,497,351.28	271,803.99	7.77%
Warden	16,561,757.06	1,252,087.38	7.56%
Coulee/Hartline	4,867,673.63	343,918.29	7.07%
Soap Lake	11,093,126.35	639,903.76	5.77%
Grand Coulee Dam	14,523,031.95	751,430.26	5.17%
Moses Lake	153,374,387.96	7,745,711.89	5.05%
Wahluke	47,768,830.35	2,210,307.63	4.63%
Royal	29,901,807.19	1,354,338.44	4.53%
Ephrata	46,157,774.01	2,019,198.92	4.37%

Percentage of total revenue that is generated by local property taxes in Ephrata, in Grant County and statewide...

**Most recent data available is from 2022-2023*

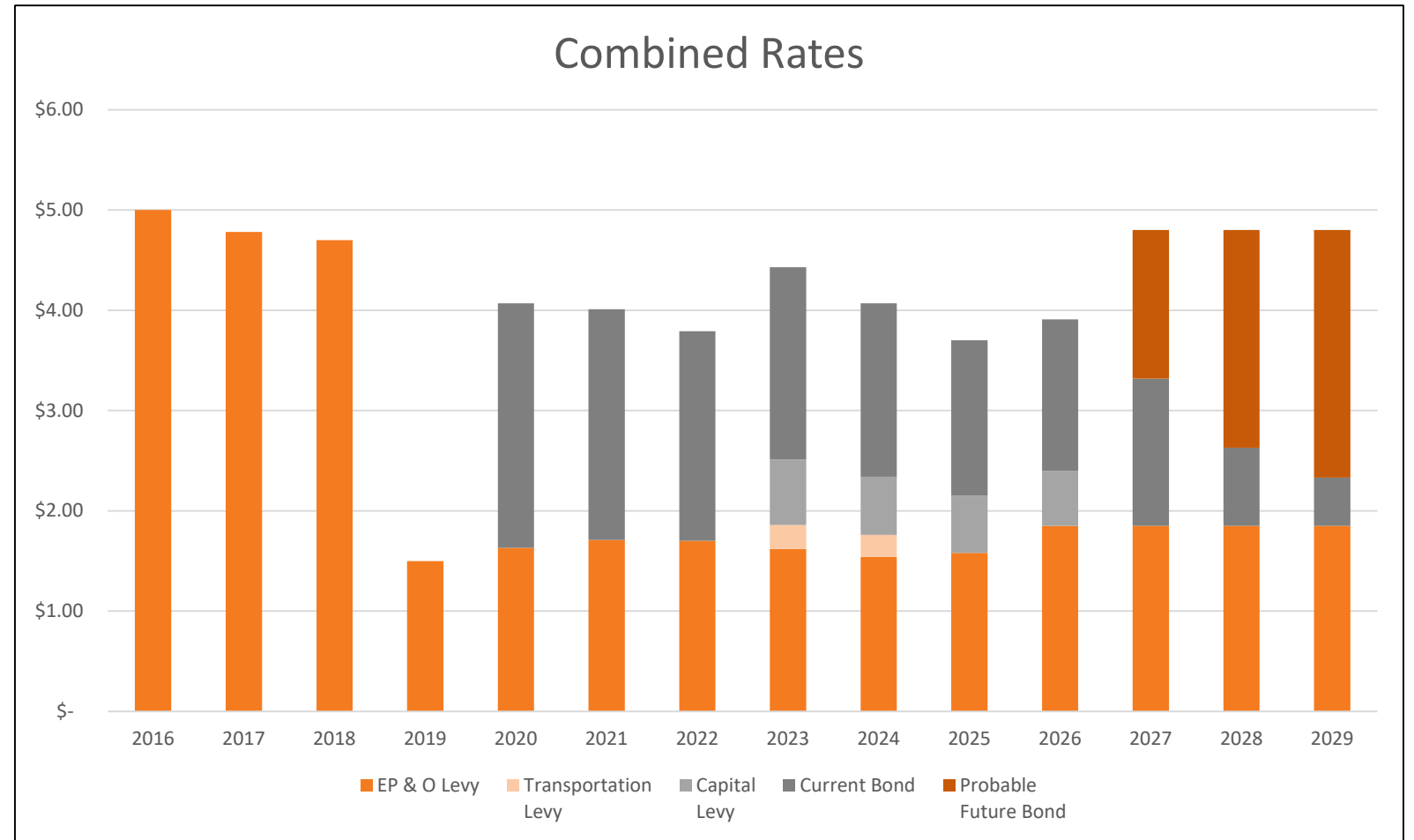
	THE EPHRATA SCHOOL DISTRICT RECEIVES THE LOWEST PERCENTAGE OF ITS TOTAL REVENUE FROM PROPERTY TAXES COMPARED TO ANY DISTRICT IN GRANT COUNTY AND IS WELL BELOW THE STATEWIDE AVERAGE.	% of Total Revenue
Statewide		12.53%
Grant County		6.44%
District Name		% of Total Revenue
Quincy		14.09%
Wilson Creek		7.77%
Warden		7.56%
Coulee/Hartline		7.07%
Soap Lake		5.77%
Grand Coulee Dam		5.17%
Moses Lake		5.05%
Wahluke		4.63%
Royal		4.53%
Ephrata		4.37%

Combined past and probable future rates* per \$1,000 of assessed property value... **Future rates are estimates*

Combined Rates						
Year	EP & O Levy	Transportation Levy	Capital Levy	Current Bond	Probable Future Bond	Combined Rates
2016	\$ 5.00					\$ 5.00
2017	\$ 4.78					\$ 4.78
2018	\$ 4.70					\$ 4.70
2019	\$ 1.50					\$ 1.50
2020	\$ 1.63			\$ 2.44		\$ 4.07
2021	\$ 1.71			\$ 2.30		\$ 4.01
2022	\$ 1.70			\$ 2.09		\$ 3.79
2023	\$ 1.62	\$ 0.24	\$ 0.65	\$ 1.92		\$ 4.43
2024	\$ 1.54	\$ 0.22	\$ 0.58	\$ 1.73		\$ 4.07
2025	\$ 1.58		\$ 0.57	\$ 1.55		\$ 3.70
2026	\$ 1.85		\$ 0.55	\$ 1.51		\$ 3.91
2027	\$ 1.85			\$ 1.47	\$ 1.48	\$ 4.80
2028	\$ 1.85			\$ 0.78	\$ 2.17	\$ 4.80
2029	\$ 1.85			\$ 0.48	\$ 2.47	\$ 4.80

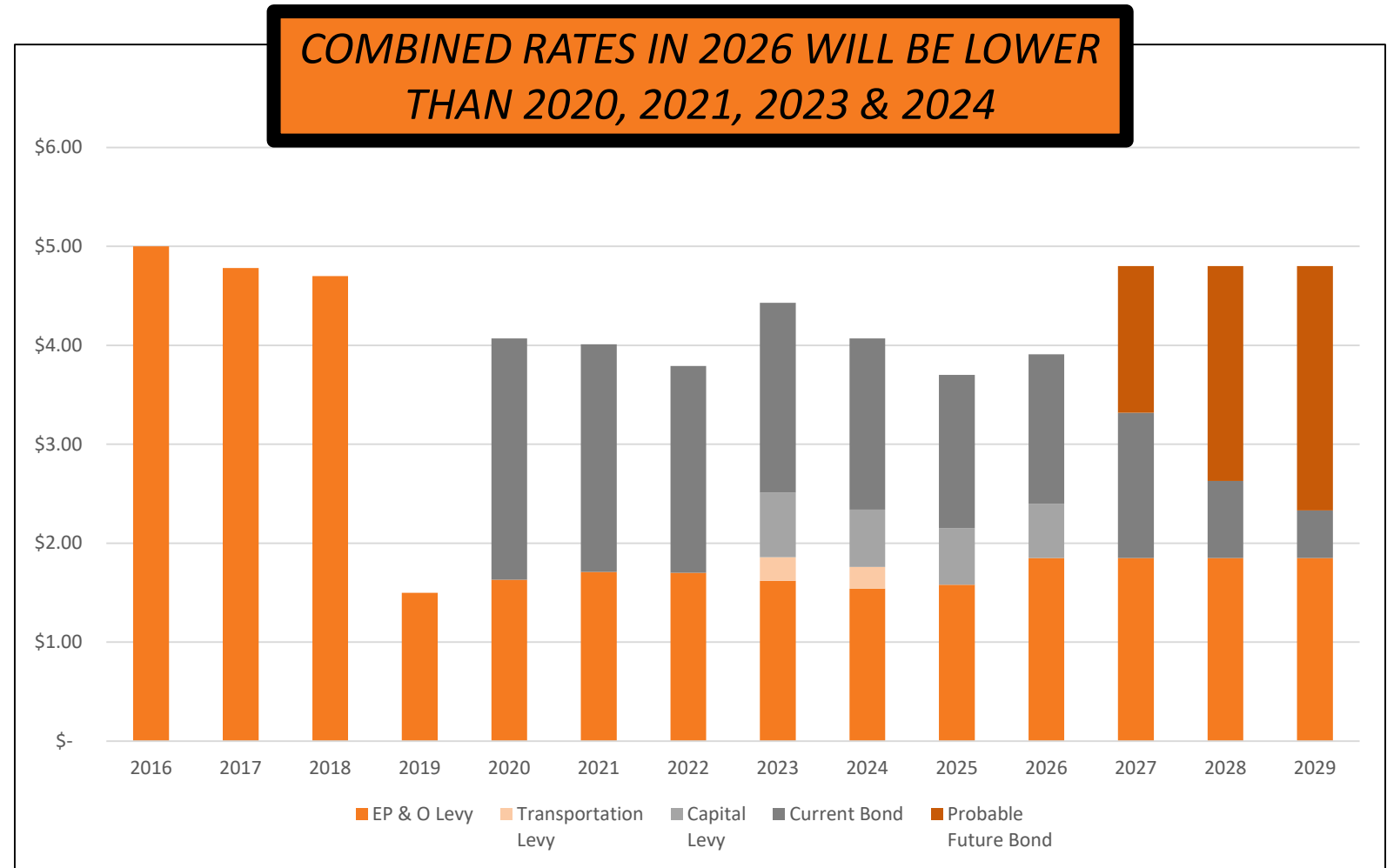
Combined past and probable future rates* per \$1,000 of assessed property value... **Future rates are estimates*

Year	Combined Rates
2016	\$ 5.00
2017	\$ 4.78
2018	\$ 4.70
2019	\$ 1.50
2020	\$ 4.07
2021	\$ 4.01
2022	\$ 3.79
2023	\$ 4.43
2024	\$ 4.07
2025	\$ 3.71
2026	\$ 3.90
2027	\$ 4.80
2028	\$ 4.80
2029	\$ 4.80



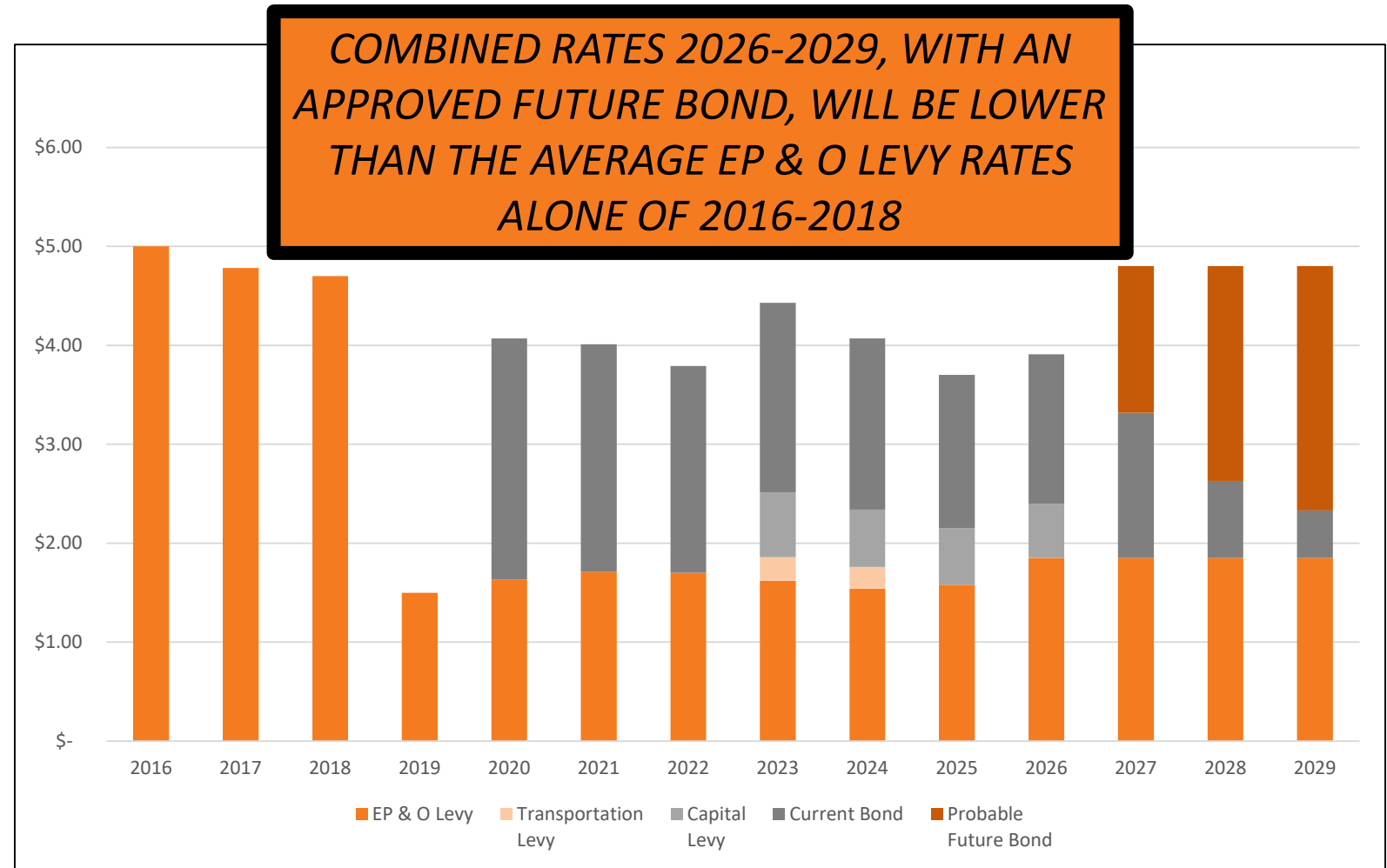
Combined past and probable future rates* per \$1,000 of assessed property value... **Future rates are estimates*

Year	Combined Rates
2016	\$ 5.00
2017	\$ 4.78
2018	\$ 4.70
2019	\$ 1.50
2020	\$ 4.07
2021	\$ 4.01
2022	\$ 3.79
2023	\$ 4.43
2024	\$ 4.07
2025	\$ 3.71
2026	\$ 3.90
2027	\$ 4.80
2028	\$ 4.80
2029	\$ 4.80



Combined past and probable future rates* per \$1,000 of assessed property value... **Future rates are estimates*

Year	Combined Rates
2016	\$ 5.00
2017	\$ 4.78
2018	\$ 4.70
2019	\$ 1.50
2020	\$ 4.07
2021	\$ 4.01
2022	\$ 3.79
2023	\$ 4.43
2024	\$ 4.07
2025	\$ 3.71
2026	\$ 3.90
2027	\$ 4.80
2028	\$ 4.80
2029	\$ 4.80

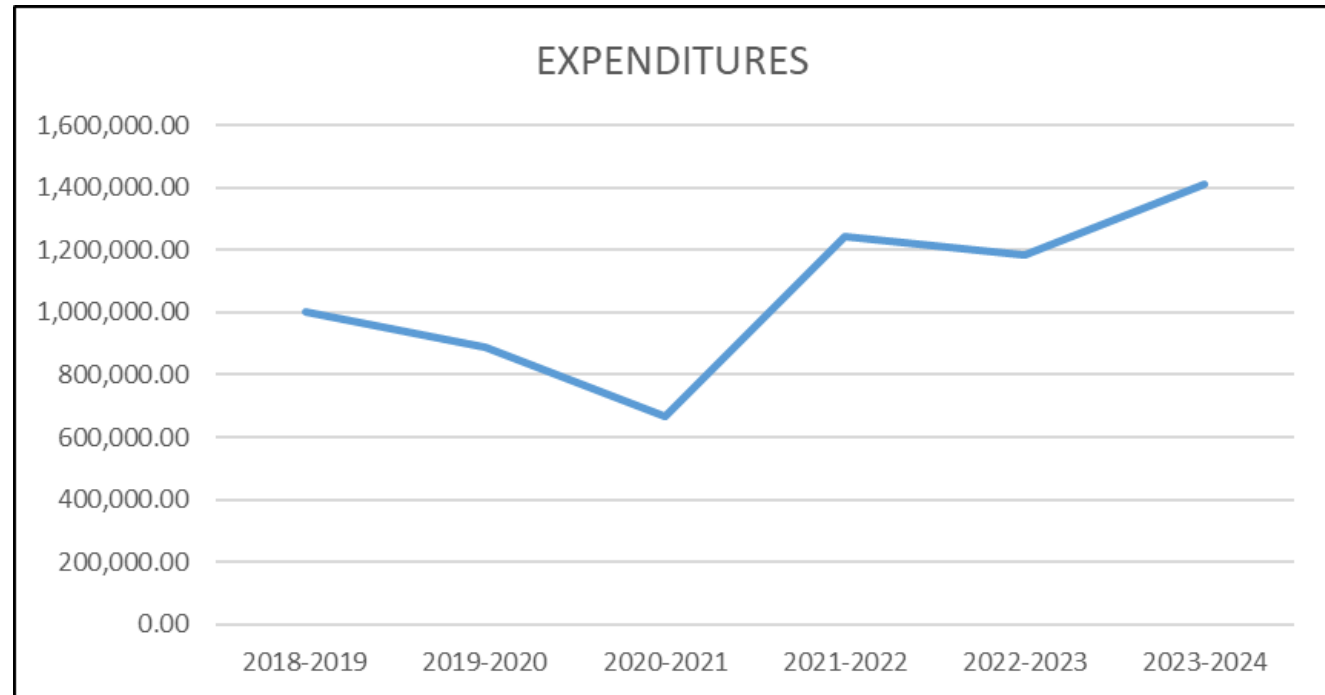


Rationale for this EP & O Levy, including the approx. \$500,000 increase in levy collection from 2025 to 2026...



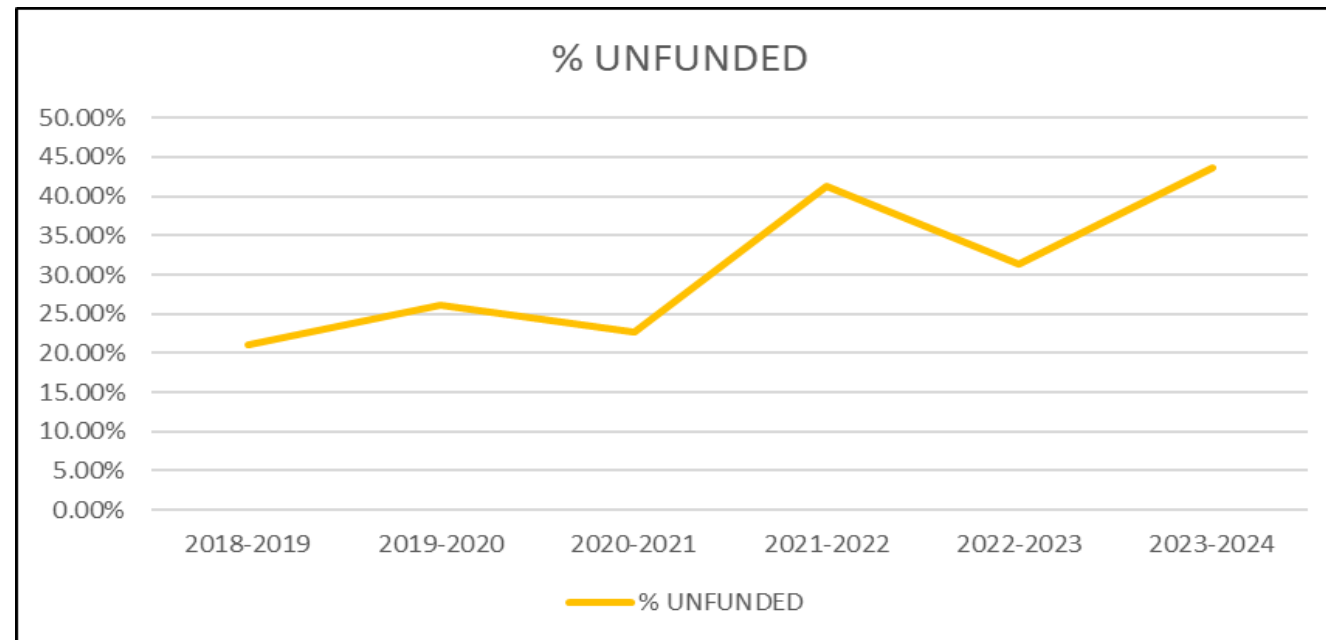
Extracurricular activity and athletic expenditures have increased significantly over the past 6 years...

YEAR	EXPENDITURES
2018-2019	1,003,574.53
2019-2020	890,886.42
2020-2021	667,803.95
2021-2022	1,245,916.85
2022-2023	1,182,980.10
2023-2024	1,411,687.77

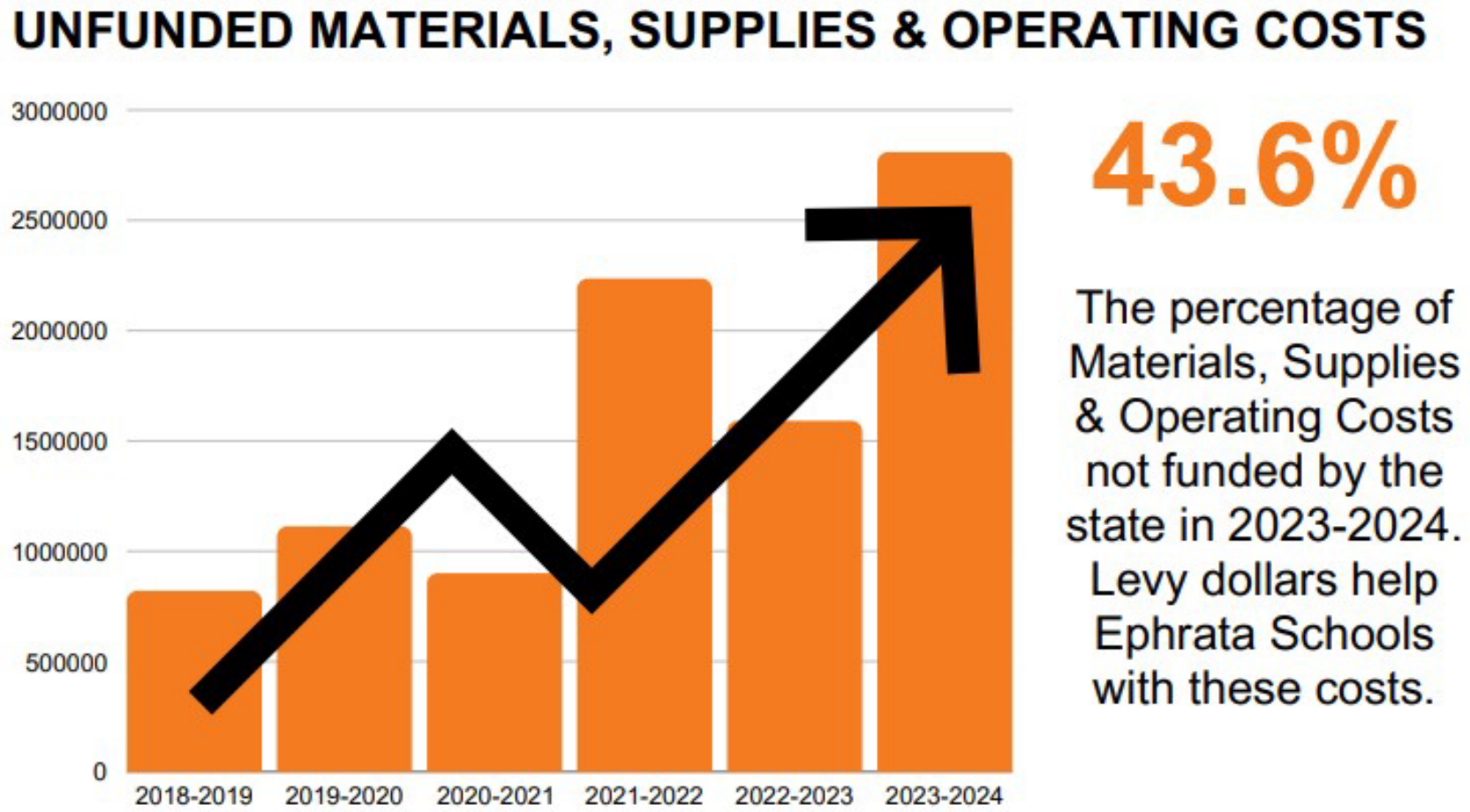


Funded vs. unfunded MSOCs have increased dramatically over the past 6 years...

YEAR	FUNDED	TOTAL	UNFUNDED	% UNFUNDED
2018-2019	3,083,026.06	3,903,760.28	820,734.22	21.02%
2019-2020	3,153,288.40	4,266,374.22	1,113,085.82	26.09%
2020-2021	3,081,761.89	3,982,397.66	900,635.77	22.62%
2021-2022	3,183,699.54	5,420,139.33	2,236,439.79	41.26%
2022-2023	3,489,858.06	5,080,980.96	1,591,122.90	31.32%
2023-2024	3,634,007.87	6,443,475.52	2,809,467.65	43.60%



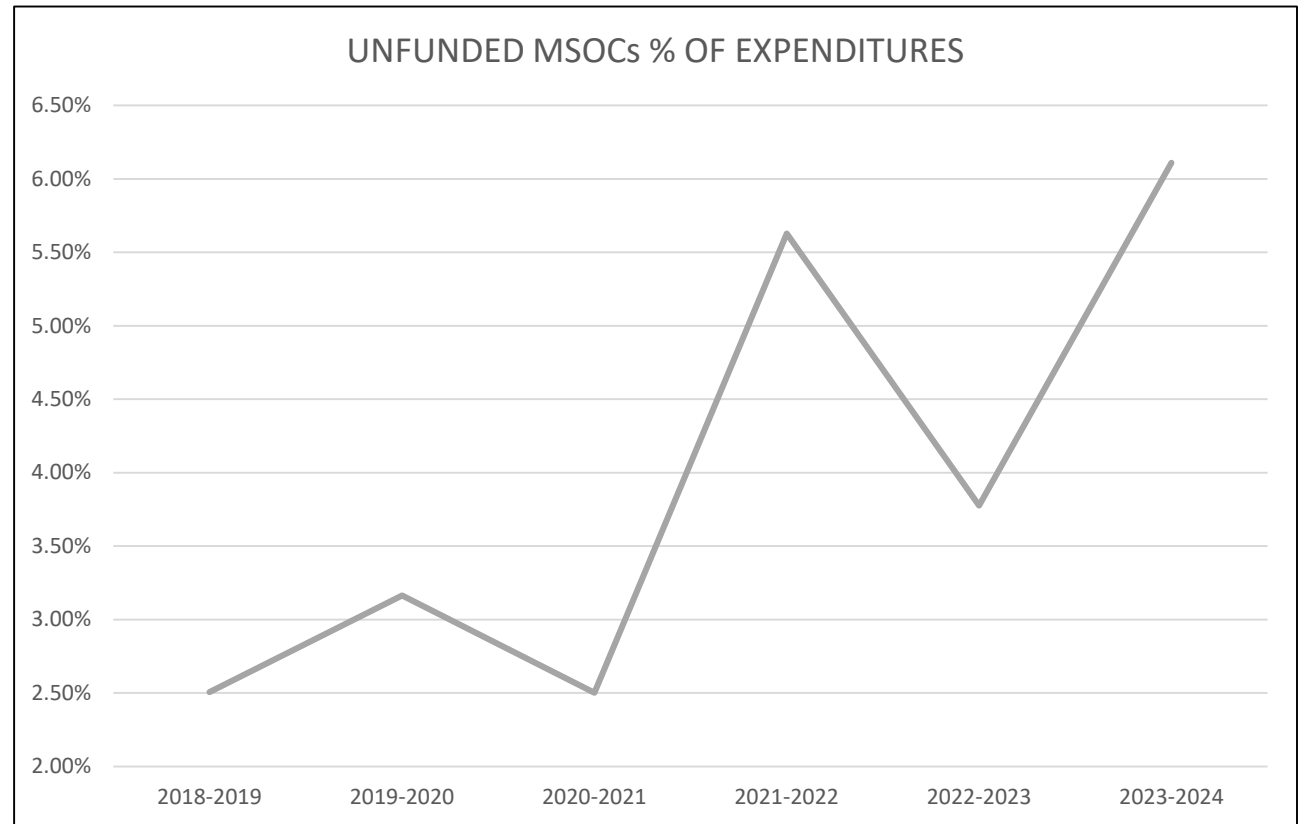
Funded vs. unfunded MSOCs have increased dramatically over the past 6 years...



Funded vs. unfunded MSOCs have increased dramatically over the past 6 years...

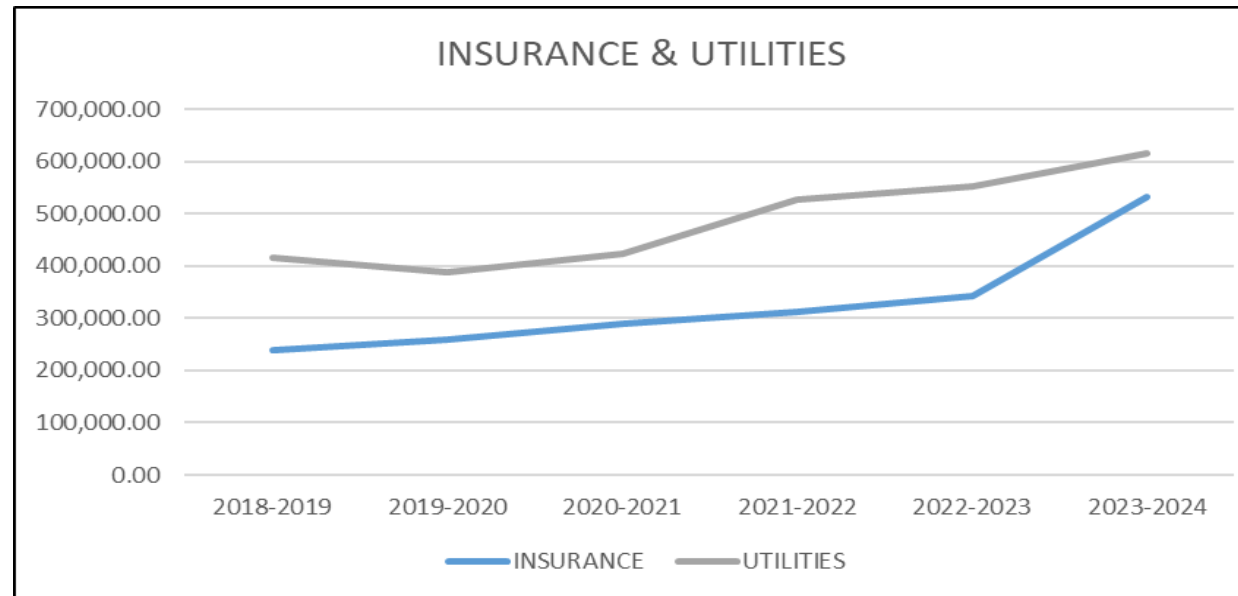
UNFUNDED MSOCs HAVE
INCREASED FROM 2.51% TO
6.11% OF OVERALL
EXPENDITURES IN THE PAST 6
YEARS

YEAR	% OF EXPENDITURES
2018-2019	2.51%
2019-2020	3.16%
2020-2021	2.50%
2021-2022	5.63%
2022-2023	3.78%
2023-2024	6.11%



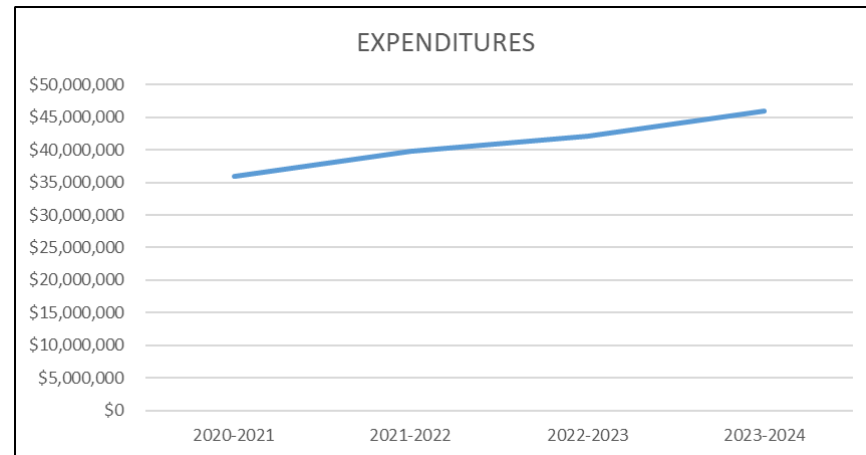
As part of these funded vs. unfunded MSOCs, insurance and utility expenses have increased substantially over the past 6 years...

YEAR	INSURANCE	% OF INCREASE	UTILITIES	% OF INCREASE
2018-2019	239,536.87		415,139.46	
2019-2020	260,310.97	8.67%	389,019.35	-6.29%
2020-2021	290,198.33	11.48%	423,123.86	8.77%
2021-2022	311,874.13	7.47%	528,207.73	24.84%
2022-2023	343,845.09	10.25%	551,806.57	4.47%
2023-2024	532,562.96	54.88%	615,140.96	11.48%

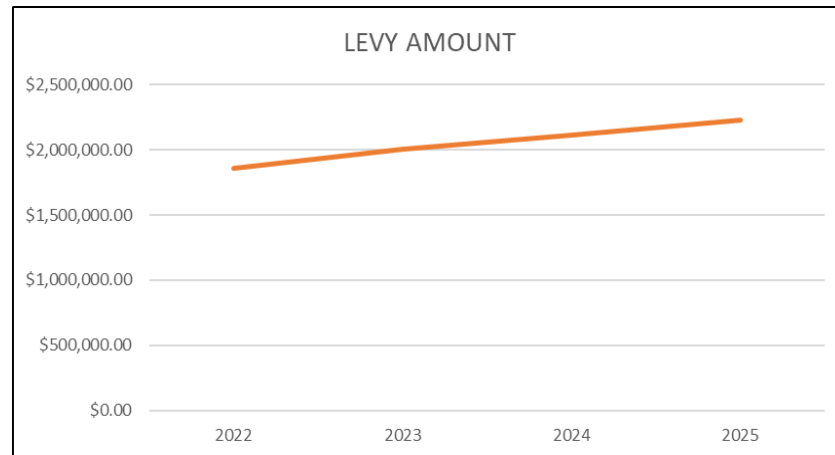


Overall expenditures have increased considerably over the past 4 years and our levy collection increases over the last 3 years and next year has / will not match the overall expenditures increase...

YEAR	EXPENDITURES	% OF INCREASE
2020-2021	\$36,009,048	
2021-2022	\$39,741,204	10.36%
2022-2023	\$42,143,952	6.05%
2023-2024	\$45,984,864	9.11%



YEAR	LEVY AMOUNT	% OF INCREASE
2022	\$1,855,000.00	
2023	\$2,004,000.00	8.03%
2024	\$2,113,500.00	5.46%
2025	\$2,230,000.00	5.51%





**Strong Schools
Create**

**A Strong
Community**

Ephrata's Excellent School System Raises:



Property Values



Neighborhood Safety

**Community
Employment Rates**



LEVY IN 2025 - BOND ANTICIPATED IN 2026

Phase 1

Academic Excellence
For Each Student
Every Day

**OPERATIONS LEVY
(2025)**

Phase 2

Crucial Building Updates
to Support Ephrata's
Growing Population

**CAPITAL BOND
(2026)**

**Reliability &
Excellence**
for Kids & Learning
TigersVote.org



This Education Programs & Operations (EP & O) Levy is to collect **\$11,521,730** in 2026-2029 which allows us to access **Local Effort Assistance (LEA) of over \$13,000,000** over those 4 years.

*The projected rate, assuming a district assessed valuation increase of 2% next year and 4% each of the following years, is **\$1.85 per \$1,000 of assessed property value** each year.*

Levy Collections		
Year	Tax Collection	LEA
2026	\$ 2,713,253.00	\$ 3,272,029.00
2027	\$ 2,821,783.00	\$ 3,317,456.00
2028	\$ 2,934,654.00	\$ 3,277,482.00
2029	\$ 3,052,040.00	\$ 3,292,615.00

\$ 11,521,730.00 \$ 13,159,582.00



More info at
TigersVote.org



QUESTIONS???

