

Whitley County School District



Preschool

Colonel Weather Day Packet Days 11-12

Literacy	
Math/Science	
Gross Motor	
Fine Motor	
Social/Adaptive	

PRESCHOOL DAY 11

Please circle and initial at least 3 completed activities, read a book together and **practice your focus words**. (When choosing activities, please choose from at least 3 different areas.)

Student Name: _____ Date: _____

Literacy	Math Science	Gross Motor	Fine Motor	Social-Emotional Adaptive
Cut apart and practice abc flashcards. (See attached.)	Cut apart and practice number flashcards. (See attached.)	Practice touching your toes from a standing position. See if you can do more than an adult in your home.	Practice writing your name.	Help an adult sort laundry.
Using your book for the day, discuss the beginning, middle, and end (sequence of events).	Find different colored objects in your home and sort them by color.	Run in place for 1 minute.	Draw a picture of your favorite zoo animal.	Practice reciting your address.
Choose a nursery rhyme from the attached sheet and practice reciting it. Find the rhyming words.	Go on a nature walk outside and play "I spy" with items in nature.	Dance to your favorite music.	Practice drawing or tracing shapes from last week's shape review.	Have a picnic (inside or outside). Practice passing, service, manners, taking turns.
<p>Read A BOOK TOGETHER:</p> <p>Title: _____</p>				

*You may see some of the choices repeated. It is ok to repeat some of the activities, but we also encourage you to try new things.

PRESCHOOL DAY 12

Please circle and initial at least 3 completed activities, read a book together and **practice your focus words**. (When choosing activities, please choose from at least 3 different areas.)

Student Name: _____ Date: _____

Literacy	Math Science	Gross Motor	Fine Motor	Social-Emotional Adaptive
Cut apart your abc flashcards and match uppercase and lowercase letters. (See attached.)	Cut apart number/object cards and match the numbers to the number of objects on the card. (See attached.)	Work with an adult to make an obstacle course which includes jumping, crawling and moving side to side.	Practice writing your name.	Help an adult in your home sweep or vacuum the floor.
Using your book for the day, tell your own story using just the pictures.	Find different colored objects in your home and sort them by color; then sort them by size.	Do "knee bends." See if you can do more than an adult in your home.	Using the number rhymes (see attached), practice writing your numbers.	Practice reciting your address.
Choose a nursery rhyme from the attached sheet and practice reciting it. Find the rhyming words.	Help an adult prepare a meal or snack. Measure out ingredients using a measuring cup or spoon.	Dance to your favorite music.	With adult supervision, practice cutting lines, circles or zig-zags.	Play a board game or card game. Practice taking turns.
<p>Read A BOOK TOGETHER:</p> <p>Title: _____</p>				

*You may see some of the choices repeated. It is ok to repeat some of the activities, but we also encourage you to try new things.

A

G

B

H

C

I

D

J

E

K

F

L

M

S

N

T

O

U

P

V

Q

W

R

X

Y

Z

a

g

b

h

c

i

d

j

e

k

f

l

m

s

n

t

o

u

p

v

q

w

r

x

y

z

Daily

Focus Word Recognition

go

see

can

in

my

to

and

on

are

is

the

we

look

you

do

what

like

play

Daily

Jack and Jill

Jack and Jill went up the hill,
to fetch a pail of water.
Jack fell down and broke his
crown
and Jill came tumbling after.

Mary Had a Little Lamb

Mary had a little lamb
Its fleece was white as snow.
And everywhere that Mary
went
the lamb was sure to go.

Twinkle, Twinkle Little Star

Twinkle, twinkle little star.
How I wonder what you are?
Up above the world so high,
like a diamond in the sky.

Jack Be Nimble

Jack be nimble.
Jack be quick.
Jack jump over the
candlestick.

I Had a Little Turtle

I had a little turtle.
He lived in a box.
He swam in the puddles
and climbed on the rocks.

Baa Baa Black Sheep


Baa Baa Black Sheep
have you any wool?
Yes sir, yes sir,
three bags full.
One for the master,
one for the dame,
one for the little boy
who lives down the lane.

Teddy Bear Teddy Bear

Turn Around


Teddy Bear, teddy bear
turn around.
Teddy bear, teddy bear
touch the ground.

Practice writing your name.



The page contains ten sets of handwriting practice lines. Each set consists of three horizontal lines: a solid top line, a dashed middle line, and a solid bottom line. These lines are spaced evenly down the page to provide a guide for letter height and placement.

Day 12
Practice writing your name.



The page contains ten sets of handwriting practice lines. Each set consists of three horizontal lines: a solid top line, a dashed middle line, and a solid bottom line. These lines are spaced evenly down the page to provide a guide for letter height and placement.

0

6

1

7

2

8

3

9

4

10

5

11

12

18

13

19

14

20

15

16

17

Day 12
zero

0	zero	Circle left round you go. Come back home its number 0.
1	one	Start at the top down you run. One straight line is number 1.
2	two	Make half a heart. Give it a shoe. Top to bottom its number 2.
3	three	Half round a tree. Half round a tree. Curve it. Curve it. Its number 3.
4	four	Down and over and down some more. All straight lines it number 4.
5	five	Down and around with a flag on high. Every time its number 5.
6	six	Make a curve and loop it quick. Got the scoop its number 6.
7	seven	Across the sky and down from Heaven. High and low its number 7.
8	eight	Make an S. Do not wait. Curve back up its number 8.
9	nine	Make a hoop. Drop a line. After 8 its number 9.
10	ten	Start at the top. Down to the end. Circle around left its number 10.

Please recite the number rhymes and have your child practice writing his/her numbers.

0

1

2

3

4

5

6

7

8

9

10

Day 12

1



2




3



4



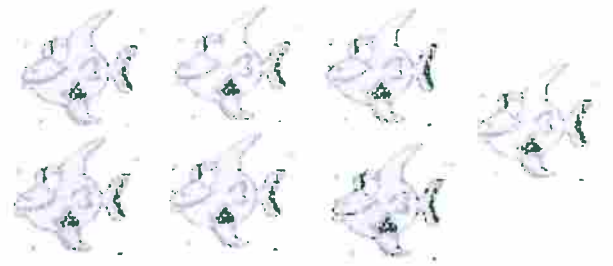
5



6




7



8



9



10



11



12

