

# Elementary Facility Plan Citizen Task Force Recommendations

January 2025



# Purpose and Need



# What are the issues we are trying to resolve?

- Over 1,100 empty seats in District's 13 elementary schools today—projected to grow to around 1,300 empty seats by 2027 if no changes
- Projected \$2 to \$3 million annual operating deficit by 2027
- Aging building infrastructure—nearly \$25 million in 10-year deferred maintenance needs across 13 elementary buildings
- These factors are driven by demographic, economic, and policy factors beyond the District's control
- The Wausau School District is not alone in facing these issues



# How did we get here?



# Who are the Task Force members?

- Consultant advised a maximum Task Force size of 45 members to allow range of people and interests, but also workable meetings with meaningful interaction
- Members applied and randomly selected in Spring 2024, with representation among parents with children in WSD schools, residents without children in WSD schools, and elementary educators and support staff
- Other community members invited to follow, and [Web page](#) has been maintained with all information also shared with the Task Force



# What is the Task Force's charge from the Board?

- Develop, evaluate, and *recommend one or two preferred elementary school facility options* by the end of 2024
- Advise *whether the number of elementary schools in the District should be reduced and if so, then how, where, and when*
- Serve as factual “key communicators” to and from the District community throughout the process
- Prepare and present a report summarizing findings and advisory recommendations to the School Board, with consultant and administrative support
- Consider student enrollment projections, whether 4K should be included in all elementary schools, conditions and locations of school buildings, and other option evaluation criteria approved by School Board following Task Force advice



# Elementary Facility Option Evaluation Criteria

Board asked the Task Force to use the following criteria in its preparation, evaluation, and recommendation of different facility options:

1. *Fiscal Responsibility*: This highest priority criterion should consider building improvements, staffing requirements, and capital and operational costs relative to District financial constraints.
2. *Efficient Building Utilization*: Current and projected enrollment should be reasonably balanced among our elementary schools, not substantially (i.e., more than 30%) below functional building capacities, and not above functional building capacities.



# Elementary Facility Option Evaluation Criteria

3. *Maintain Educational Opportunities:* Extent to which the option provides a full and equal range of educational services and offerings across all standard elementary schools.
4. *Minimize Impact on Students:* The number of students affected by any changes should be minimized to the extent practical, except that movements of too small of groups should also be minimized.
5. *Schools Close to Students:* Elementary school buildings should be close to where concentrations of students live, and where students can safely walk to school.

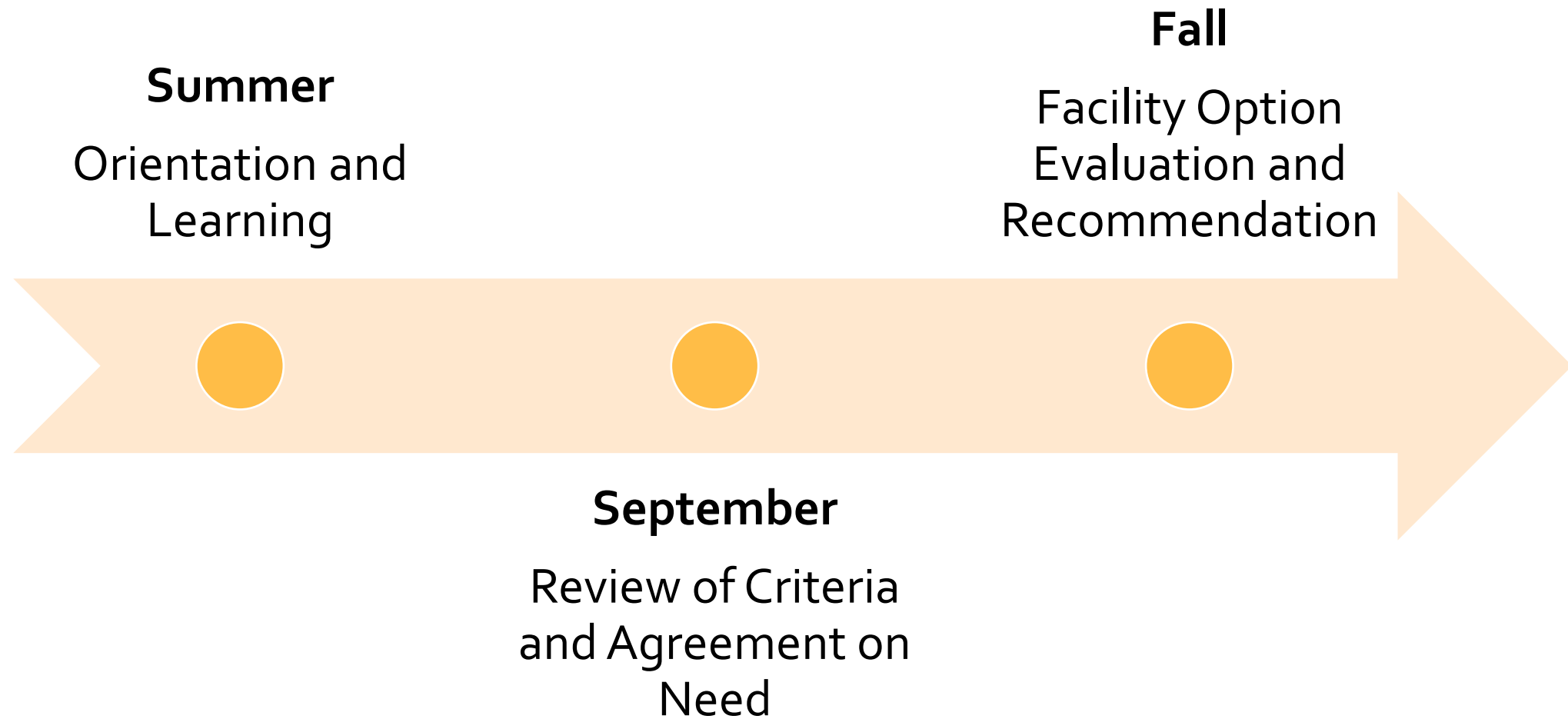




# Task Force Process Steps



# Task Force Process Overview



# Task Force Process Overview

- Overall, Task Force met 10 times covering over 24 hours of meeting time and including over 80 small- and full-group discussions
- Over 50 emails sent from administration to Task Force over process
- Members asked many questions, including 96 included in “Questions & Responses” document
- Task Force considered general options to close schools, 10 different individual facility consolidation options, 2 “bundles” of options, and 3 possible “variations” to these bundles



# Task Force Agreement on Need



## Evaluation of Broad Elementary School Closure Scenarios Elementary Facility Plan Citizen Task Force

Close No Schools (13 remain)	Close 1 School (12 remain)	Close 2 Schools (11 remain)	Close 3 Schools (10 remain)	Close 4 Schools (9 remain)
<b>Criterion 1 Fiscal Responsibility</b> <ul style="list-style-type: none"> <li>\$118 million operating budget</li> <li>Projected \$2.5 million deficit by 2027</li> <li>No savings through building closure</li> </ul>	<b>Criterion 1 Fiscal Responsibility</b> <ul style="list-style-type: none"> <li>\$150-\$200K less in annual operating expenses (not including staff)</li> <li>\$300-\$350K less in annual staff expenses through attrition (by year 3)</li> </ul>	<b>Criterion 1 Fiscal Responsibility</b> <ul style="list-style-type: none"> <li>\$300-\$400K less in annual operating expenses (not including staff)</li> <li>\$600-\$700K less in annual staff expenses through attrition (by year 3)</li> </ul>	<b>Criterion 1 Fiscal Responsibility</b> <ul style="list-style-type: none"> <li>\$450-\$600K less in annual operating expenses (not including staff)</li> <li>\$900K-\$1M less in annual staff expenses through attrition (by year 3)</li> </ul>	<b>Criterion 1 Fiscal Responsibility</b> <ul style="list-style-type: none"> <li>\$600-\$800K less in annual operating expenses (not including staff)</li> <li>\$1.2-\$1.4M less in annual staff expenses through attrition (by year 3)</li> </ul>
<b>Criterion 2 Efficient Building Utilization</b> <ul style="list-style-type: none"> <li>Avg 2027 per-school enrollment: 248</li> <li>Avg 2027 building utilization: 71%</li> <li>Elementary building capacities:4,550</li> </ul>	<b>Criterion 2 Efficient Building Utilization</b> <ul style="list-style-type: none"> <li>Avg 2027 per-school enrollment: 269</li> <li>Avg 2027 building utilization: 77%</li> <li>Elementary building capacities:4,200</li> </ul>	<b>Criterion 2 Efficient Building Utilization</b> <ul style="list-style-type: none"> <li>Avg 2027 per-school enrollment: 293</li> <li>Avg 2027 building utilization: 84%</li> <li>Elementary building capacities:3,850</li> </ul>	<b>Criterion 2 Efficient Building Utilization</b> <ul style="list-style-type: none"> <li>Avg 2027 per-school enrollment: 323</li> <li>Avg 2027 building utilization: 92%</li> <li>Elementary building capacities:3,500</li> </ul>	<b>Criterion 2 Efficient Building Utilization</b> <ul style="list-style-type: none"> <li>Avg 2027 ES Enrollment: 358</li> <li>Avg 2027 building utilization: 102%</li> <li>Elementary building capacities:3,150</li> </ul>
<b>Criterion 3 Maintain Educational Opportunities</b> <ul style="list-style-type: none"> <li>6 AGR schools maintained</li> <li>Avg 2 sections per grade per school</li> <li>Unbalanced class sizes among schools</li> <li>Same traveling staff among schools</li> <li>No "collaborative &amp; safe" environment changes</li> </ul>	<b>Criterion 3 Maintain Educational Opportunities</b> <ul style="list-style-type: none"> <li>Likely to maintain 6 AGR schools</li> <li>Likely avg 2 grade sections/school</li> <li>Unbalanced class sizes among schools</li> <li>Similar traveling staff among schools</li> <li>Marginal "collaborative &amp; safe" improvements thru closure choice</li> </ul>	<b>Criterion 3 Maintain Educational Opportunities</b> <ul style="list-style-type: none"> <li>Likely to maintain 6 AGR schools</li> <li>Avg 2-3 grade sections/school</li> <li>Somewhat more balanced class sizes</li> <li>Fewer travelling staff among schools</li> <li>Some "collaborative &amp; safe" improvements thru closure choices</li> </ul>	<b>Criterion 3 Maintain Educational Opportunities</b> <ul style="list-style-type: none"> <li>Probable to maintain 6 AGR schools</li> <li>Likely avg 3 grade sections/school</li> <li>More balanced class sizes with capacity challenges emerging</li> <li>Fewer travelling staff among schools</li> <li>Greater "collaborative &amp; safe" improvements thru closure choices</li> </ul>	<b>Criterion 3 Maintain Educational Opportunities</b> <ul style="list-style-type: none"> <li>Challenge to maintain 6 AGR schools</li> <li>Avg 3 sections per grade per school</li> <li>More balanced but some overpopulated classes</li> <li>Fewer travelling staff among schools</li> <li>Even more "collaborative &amp; safe" improvements thru closure choices</li> </ul>
<b>Criterion 4 Minimize Impact on Students</b> <ul style="list-style-type: none"> <li>No students would change schools</li> </ul>	<b>Criterion 4 Minimize Impact on Students</b> <ul style="list-style-type: none"> <li>~250 students (8%) change schools</li> <li>1-to-1 school consolidation possible</li> </ul>	<b>Criterion 4 Minimize Impact on Students</b> <ul style="list-style-type: none"> <li>~500 students (16%) change schools</li> <li>1-to-1 school consolidation possible</li> </ul>	<b>Criterion 4 Minimize Impact on Students</b> <ul style="list-style-type: none"> <li>~750 students (23%) change schools</li> <li>1-to-1 school consolidation more challenging</li> </ul>	<b>Criterion 4 Minimize Impact on Students</b> <ul style="list-style-type: none"> <li>~1,000 students (31%) change schools</li> <li>1-to-1 consolidation improbable</li> </ul>
<b>Criterion 5 Schools Close to Students</b> <ul style="list-style-type: none"> <li>5 east side schools remain open</li> <li>8 west side schools remain open</li> </ul>	<b>Criterion 5 Schools Close to Students</b> <ul style="list-style-type: none"> <li>4-5 east side schools remain open</li> <li>7-8 west side schools remain open</li> </ul>	<b>Criterion 5 Schools Close to Students</b> <ul style="list-style-type: none"> <li>3-4 east side schools remain open</li> <li>7-8 west side schools remain open</li> </ul>	<b>Criterion 5 Schools Close to Students</b> <ul style="list-style-type: none"> <li>3-4 east side schools remain open</li> <li>6-7 west side schools remain open</li> </ul>	<b>Criterion 5 Schools Close to Students</b> <ul style="list-style-type: none"> <li>3-4 east side schools remain open</li> <li>5-6 west side schools remain open</li> </ul>
My Notes	My Notes	My Notes	My Notes	My Notes

At its September 11<sup>th</sup> meeting, all Task Force members agreed that up to four elementary schools should be closed based on review against criteria—without being specific on which schools at that point



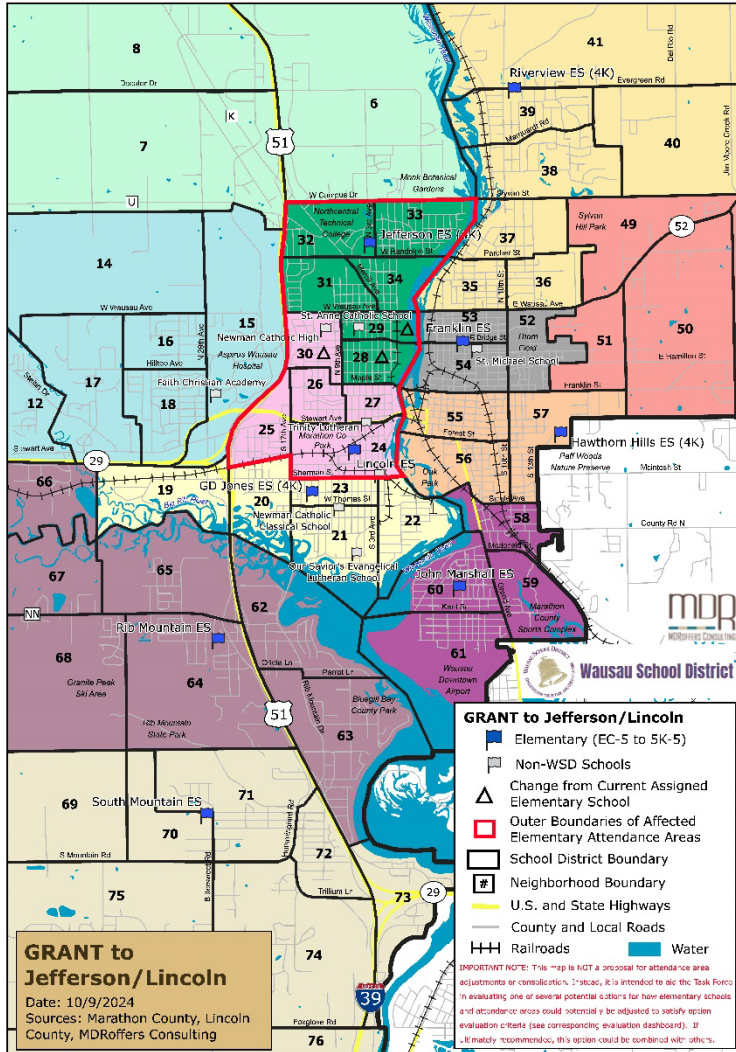
# Task Force Narrowing of Schools to Consider

Elementary School	"Candidate"	"Question Mark"	"Unlikely"
Franklin		XXXXXX	XXXX
G.D. Jones (4K)			XXXXXXXXXX
Grant	XXXXXXX	XX	X
Hawthorn Hills (4K)	XXX	XXXXXX	X
Hewitt-Texas	XXXXXXXXXX	X	
Jefferson (4K)			XXXXXXXXXX
John Marshall	XXX	XXX	XXX
Lincoln	XX	XXXXXX	XX
Maine		XXXXXX	XXXX
Rib Mountain	XXXXXX	XXX	X
Riverview (4K)			XXXXXXXXXX
South Mountain			XXXXXXXXXX
Stettin			XXXXXXXXXX

At its September 25<sup>th</sup> meeting, Task Force members voted on which schools were "candidates", "question marks", and "unlikely" for potential closure—again based on its review against the evaluation criteria



# Task Force Evaluation of 10 Different Options



**Elementary Facility Option Evaluation Dashboard**  
**GRANT to Jefferson/Lincoln**  
10/9/24

**Criterion 1: Fiscal Responsibility**

10-year maintenance costs avoided	Annual operating cost reduction	Staff expense reduction (through 3 yr attrition)	State and federal funding impact (AGR/Title 1)	Projected number of bus routes
~\$3.0M	\$140-\$160K	\$320-\$360K	Low	1-2 more

CRITERION MET? Yes No Not Sure  
MY NOTES:

**Criterion 2: Efficient Building Utilization**

School	2023-24 Enrollment	Projected Enrollment 2027	Projected Enrollment 2035	Building Capacity
Grant	186	-	-	236-262
Jefferson (4K)	391	504	472	524-582
Lincoln	209	252	235	284-316

Enrollment per MDRoffers' projections; building capacity range per District.  
CRITERION MET? Yes No Not Sure  
MY NOTES:

**Criterion 3: Maintain Educational Opportunities**

School	Year built	Last addition/remodel	Site area	Separate gym & cafeteria?	A/C?	Learning space suitability
Grant	1910	2001	Small			Suitable
Jefferson	1956	2016	Small	X	X	Most Suitable
Lincoln	1970	1993	Small		X	More Suitable

CRITERION MET? Yes No Not Sure  
MY NOTES:

**Criterion 4: Minimize Impact on Students**

Neighborhoods changing attendance areas	2023-24 students changing attendance areas	To Jefferson Elementary	To Lincoln Elementary
3 (4%)	186 (5%)	130 (70%)	56 (30%)

Impacts middle/high school attendance areas? No  
CRITERION MET? Yes No Not Sure  
MY NOTES:

**Criterion 5: Schools Close to Students**

School	2023-24 elementary students living within:	2023-24 walking zone students reassigned to school	Longest estimated bus travel time	Preschool and wrap-around care providers within 1 mile
Jefferson	46% 1/4 mile, 84% 1 mile, 100% 2 miles	86	20-25 min	1
Lincoln	49% 1/4 mile, 91% 1 mile, 100% 2 miles	46	20-25 min	3

CRITERION MET? Yes No Not Sure  
MY NOTES:

This dashboard is NOT a proposal for attendance area adjustments or consolidation. Instead, it is intended to aid the Task Force in evaluating one of several potential options for how elementary schools and attendance areas could potentially be adjusted to satisfy these five option evaluation criteria. If ultimately recommended, this option could be combined with others. The October 9, 2024 Task Force meeting presentation provides more information on the methodologies for calculating metrics presented in this dashboard.

- During October to December meetings
- Each option accompanied by a map of possible attendance area changes and a dashboard comparing the option to the 5 criteria
- Members ranked and discussed how well each option met the criteria





# Options and Task Force Preference Rankings

Elementary Facility Option	Average		
	11/13 Rank (lower # = higher rank)	#1 Ranks	#10 Ranks
Hewitt-Texas to Riverview	2.5	22	2
Grant to Jefferson (& 4K Academy from Jefferson to Lincoln)	2.9	7	0
Lincoln to G.D. Jones (& 4K Academy from G.D. Jones to Lincoln)	3.1	1	0
Hawthorn Hills to John Marshall/Franklin (& 4K to Riverview)	4.0	6	0
Rib Mountain to South Mountain/G.D. Jones	5.8	1	2
Grant to Jefferson/Lincoln	5.9	0	3
Franklin to Hawthorn Hills/Riverview	6.6	0	1
John Marshall to Hawthorn Hills (& Neigh. 55 to Franklin)	7.0	0	4
Hawthorn Hills to John Marshall/Franklin/Lincoln (& 4K to Riverview)	8.1	0	9
Lincoln to Grant/Hawthorn Hills	9.0	0	16



# Focus of 12/4/2024 Task Force Meeting

- Discussed 2 potential option “bundles” and 3 potential “variations”
  - *Option* = involves the closing or repurposing of one elementary school, shifting its students to one or more remaining elementary schools
  - *Bundle* = grouping of individual elementary school facility consolidation options that may in combination meet the Board’s evaluation criteria
  - *Variation* = potential add-on or substitution within a bundle, or possibly an idea for future consideration or implementation
- Recommended a preferred and an alternative option bundle to the Board, plus recommendations on other related matters





# Focus of 12/18/2024 Task Force Meeting

- Task Force recommendations from 12/4 Task Force meeting were initially presented to Board of Education on 12/9
- Refined data on “receiver” school fit and funding impact received after 12/4 Task Force meeting
- Members voted to reaffirm Task Force’s 12/4 recommendation and to encourage the District to implement the plan as soon as practical
- Task Force also added a handful of points to 12/9 report to Board, now reflected in this presentation along with the refined data



# Final Task Force Recommendations



# Bundles, Variations, and Task Force Voting

**Bundle 1: Hewitt-Texas to Riverview (including east side 4K Academy); Hawthorn Hills to John Marshall/Franklin; Lincoln to G.D. Jones; Grant to Jefferson; Lincoln repurposed as west side 4K Academy**

25

5

0

0

Bundle 1 + Variation A: Bundle 1, except single 4K Academy at Hawthorn Hills instead of Lincoln and Riverview 4K Academies

2

6

Bundle 1 + Variation B: Bundle 1, plus Rib Mountain to expanded South Mountain option

3

17

**Bundle 2: Hewitt-Texas to Riverview; Hawthorn Hills to John Marshall/Franklin; Grant to Jefferson/Lincoln**

0

0

Bundle 2 + Variation A: Bundle 2, plus single 4K Academy at Hawthorn Hills instead of G.D Jones, Jefferson, and Riverview 4K Academies

4

0

Bundle 2 + Variation B: Bundle 2, plus Rib Mountain to expanded South Mountain option

0

2

Bundle 2 + Variation C: Bundle 2, plus Rib Mountain to South Mountain/G.D. Jones option

## LEGEND:

XX: Number of #1 Votes for Bundle/Variation

XX: Number of #2 Votes for Bundle/Variation



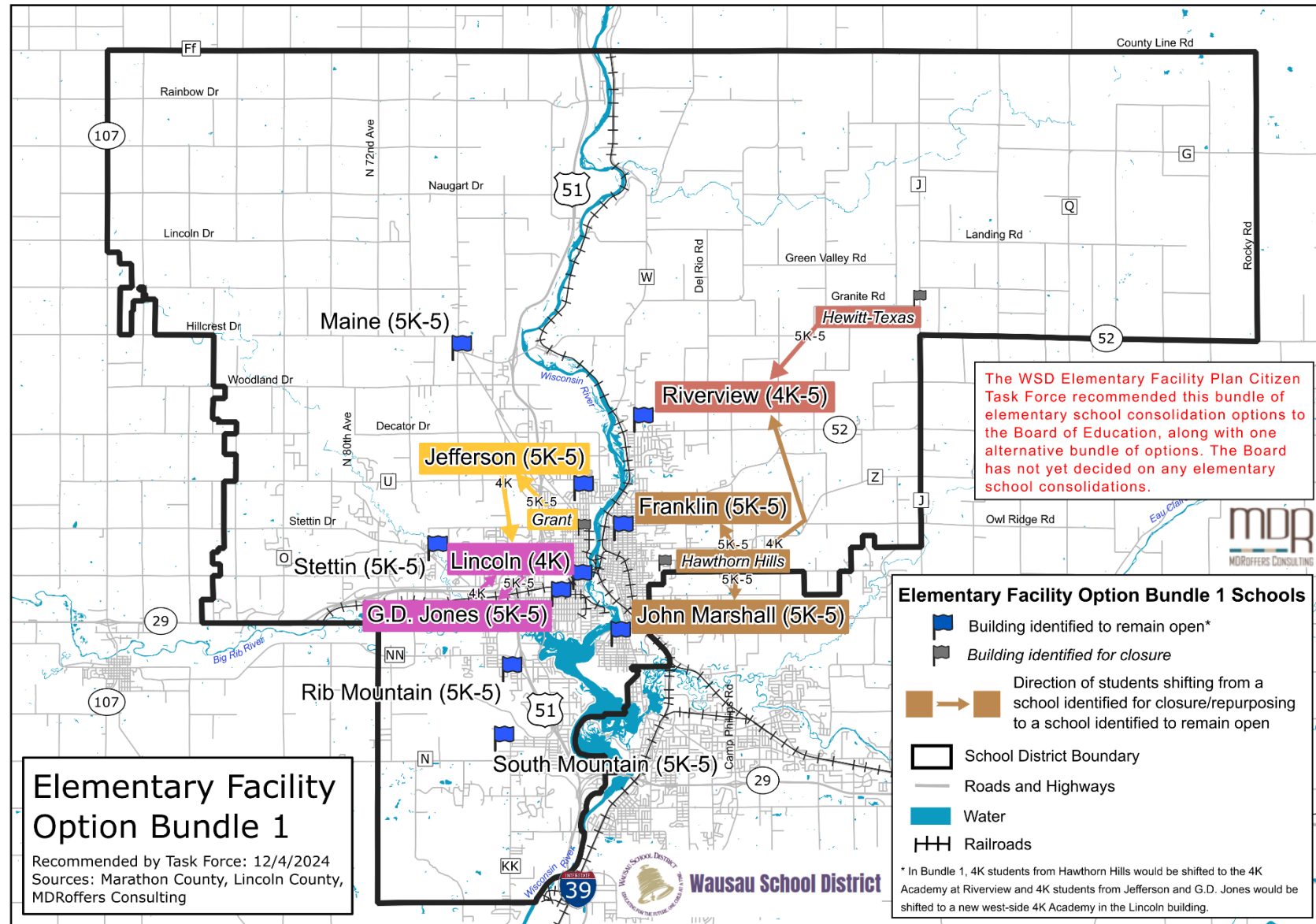
# Task Force Voting and Recommendation

- 71% of Task Force members voted “base” Bundle 1 as their most preferred bundle/variation, and an additional 14% voted Bundle 1 as their second most preferred bundle (i.e., 85% support)
- 49% voted “base” Bundle 2 as their second most preferred bundle/variation, and an additional 9% voted Bundle 2 as their most preferred (#1) bundle
- **Based on these results, the Task Force on 12/4 advanced Bundle 1 as its recommended bundle, with Bundle 2 also presented to the Board as an alternative. The Task Force reaffirmed this recommendation on 12/18.**



# Recommended Elementary Facility Option Bundle 1

- Hewitt-Texas to Riverview
- Hawthorn Hills to John Marshall/Franklin (& 4K Academy to Riverview)
- Lincoln to G.D. Jones (& 4K Academy from G.D. Jones to Lincoln)
- Grant to Jefferson (& 4K Academy from Jefferson to Lincoln)



# Why did the Task Force recommend Bundle 1?

1. Comprised of the Task Force's 4 most preferred consolidation options
2. Comprehensive solution to fill most of 1,300 empty elementary seats
3. Would close or repurpose two east side and two west side schools
4. Remaining schools would be regularly spaced in community
5. 3 of 4 are "1-to-1 consolidations" (i.e., all students to 1 different school)
6. Only around 20% of the WSD's elementary students would change schools
7. "Receiver" schools have large populations of walking zone students
8. All schools that would be closed do not have separate gym and cafeteria spaces; all receiver schools do have such separate spaces
9. All receiver schools have at least "more suitable" learning spaces
10. Cost savings prioritized



# Bundle 1 Against the Evaluation Criteria

## 1. Fiscal Responsibility

<b>10-year</b> maintenance costs avoided	~\$4.1M
<b>Annual</b> operating cost reduction (not bussing)	\$0.4-\$0.5M
<b>Annual</b> staff expense reduction (thru 3 yr attrition)	\$1.6-\$1.8M
<b>Annual</b> state/federal funding reduction (AGR)	\$0.1-\$0.14M
Projected number of bus routes	6-7 more
“Receiver” schools currently without A/C	2 (Franklin, Marshall)
Number of WSD buildings available for sale	3

- All cost estimates are in 2024 dollars. M = million.
- AGR = Achievement Gap Reduction program; amount represents <9% of WSD’s total AGR funding.
- Also estimated \$0.6 million to add A/C to Franklin and \$0.9 million to add A/C to Marshall, assuming that deferred maintenance heating system improvements are made at the same time.



# Bundle 1 Against the Evaluation Criteria

## 2. Efficient Building Utilization

School	Grades Served	Projected Enrollment		Building Capacity
		2027	2035	
Franklin	5K-5	272	249	301-334
G.D. Jones	5K-5	498	483	473-526 <sup>1</sup>
Jefferson	5K-5	471	433	473-526 <sup>1</sup>
John Marshall	5K-5	293	271	329-366
Lincoln	4K Academy	252	258	284-316 <sup>2</sup>
Maine	5K-5	235	237	248-276
Rib Mountain	5K-5	170	182	248-276
Riverview	4K Academy, 5K-5	544	524	557-619
South Mountain	5K-5	209	211	373-414
Stettin	5K-5	324	348	373-414
<b>TOTAL</b>	<b>4K Academies + 5K-5</b>	<b>3,268</b>	<b>3,196</b>	<b>3,659-4,067</b>

Would use about 89% of total functional building capacity (up from ~70% today)

<sup>1</sup> G.D. Jones's and Jefferson's capacities would decrease slightly as 5K-5 schools; new capacities shown above.

<sup>2</sup> Lincoln's capacity would increase as a 1½-day 4K Academy. Current 5K-5 capacity is shown above.





# School Building Mapping Effort Process

- To confirm “fit”, administration and principals reviewed floor plans and counts of classrooms and other spaces at each “receiver” elementary school in both Bundle 1 and Bundle 2
- Assigned core classrooms to projected students, sections, and grades
- Also assigned classrooms and other appropriate spaces for encore classes, special education, pupil services, etc.



# School Building Mapping Effort Results

- There would be enough room to fit all projected students at each “receiver” school in Bundle 1, with no changes in WSD class size policy
- All core and encore classes would fit into full-size classroom spaces in all “receiver” schools
- Some adjustments in building functions would be necessary, as many excess spaces have been put to some use over the years (e.g., some programs would need to be shifted to small-group spaces)
- Situation should only improve in time with projected enrollment decreases in affected attendance areas



# School Building Mapping Effort Results

- Bundle 1's Lincoln 4K Academy would have much more than enough space to accommodate its projected 4K student allotment, and could in theory handle all WSD 4K students assuming 1/2-day programming
- Riverview would also have enough space for its projected 4K students using the current Academy model, but without much room to spare
- What might this mean?
  - 4K students in the southeastern portion of WSD (i.e., closer to Lincoln) could be encouraged or assigned to attend the new Lincoln 4K Academy
  - 4K Academy structure could continue to evolve—and perhaps be further consolidated—based on experience, 4K funding, and program considerations



# Bundle 1 Against the Evaluation Criteria

## 3. Maintain Educational Opportunities

School	Year built	Last addition/remodel	Usable Site Area	Separate gym & cafeteria?	A/C?	Learning space suitability
Franklin	1966	1996	Small	X		More Suitable
G.D. Jones	1997	2016	Small	X	X	Most Suitable
Jefferson	1956	2016	Small	X	X	Most Suitable
John Marshall	1922	2000	Small	X		More Suitable
Lincoln (4K only)	1970	1993	Small		X	More Suitable
Maine	1961	2000	Med.		X	Suitable
Rib Mountain	1955	1992	Med.		X	More Suitable
Riverview (4K)	1964	2022	Med.	X	X	Most Suitable
South Mountain	1997	2022	Large		X	More Suitable
Stettin	2000	2022	Large	X	X	More Suitable



# Bundle 1 Against the Evaluation Criteria

## 4. Minimize Impact on Students

Neighborhoods changing attendance areas	18 (24%)
Estimated <u>5K-5</u> students changing attendance areas	679 (20%)
Impacts middle/high school attendance areas?	No

In addition, Bundle 1 would shift about 6% of students currently attending AGR schools to non-AGR schools.



# Bundle 1 Against the Evaluation Criteria

## 5. Schools Close to Students

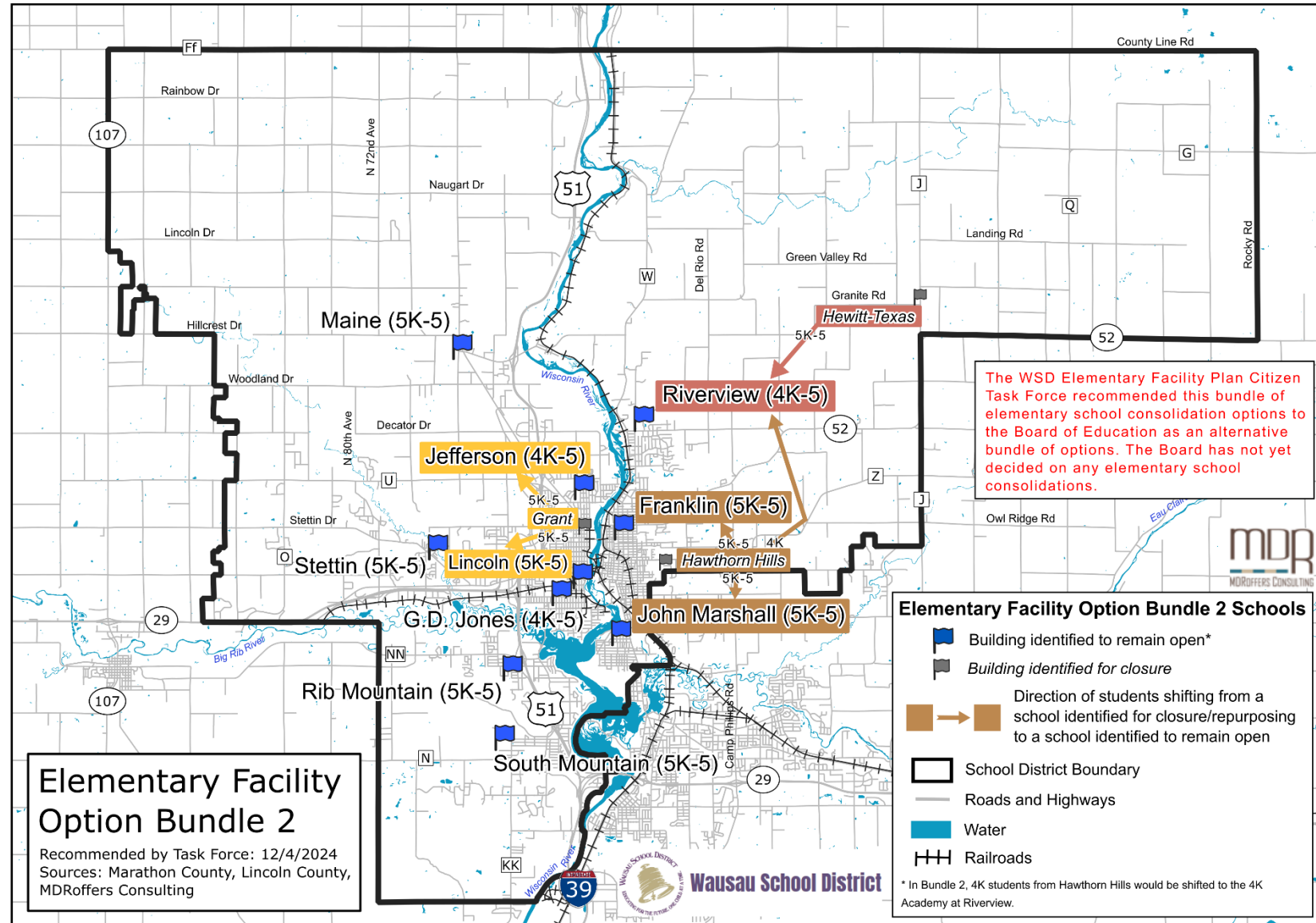
Receiver School	2023-24 elementary students living within...			2023-24 walking zone students reassigned to this school	Longest estimated bus travel time	Preschool and wrap-around care providers within 1 mile
	½ mile	1 mile	2 miles			
Franklin	61%	97%	100%	91	20-25 min	6
G.D. Jones	38%	90%	100%	94	20-25 min	3
Jefferson	43%	84%	100%	131	20-25 min	1
John Marshall	46%	62%	100%	88	20-25 min	2
Riverview (5K-5)	17%	33%	71%	0	35-45 min	0

- Roughly 250 4K students, most from the west side of the District, would attend a consolidated 4K Academy at Lincoln, which would no longer serve grades 5K-5.
- Riverview would serve as the District's east side 4K Academy, in addition to remaining a grade 5K-5 site.



# Alternative Elementary Facility Option Bundle 2

- Hewitt-Texas to Riverview
- Hawthorn Hills to John Marshall/Franklin (& 4K Academy to Riverview)
- Grant to Jefferson/Lincoln





# Why was Bundle 2 forwarded as an alternative?

1. Represents more modest, incremental solution than Bundle 1, resulting in less change for the community
2. Fewer students would change schools compared to Bundle 1
3. Not as significant of a 4K model shift as Bundle 1—Hawthorn Hills 4K Academy would relocate but other three current 4K sites remain
4. All schools that would be closed do not have separate gym and cafeteria spaces; all “receiver” schools have such separate spaces
5. Remaining schools reasonably spaced
6. Receiver schools have large populations of walking zone students
7. All receiver schools have at least “more suitable” learning spaces





# Bundle 2 Against the Evaluation Criteria

## 1. Fiscal Responsibility

<b>10-year</b> maintenance costs avoided	~\$4.1M
<b>Annual</b> operating cost reduction (not bussing)	\$0.4-\$0.5M
<b>Annual</b> staff expense reduction (thru 3 yr attrition)	\$0.9-\$1.1M
<b>Annual</b> state/federal funding reduction (AGR)	\$0.1-\$0.14M
Projected number of bus routes	3-5 more
“Receiver” schools currently without A/C	2 (Franklin, Marshall)
Number of WSD buildings available for sale	3

- All cost estimates are in 2024 dollars. M = million.
- AGR = Achievement Gap Reduction program; amount represents <9% of WSD’s total AGR funding.
- Also estimated \$0.6 million to add A/C to Franklin and \$0.9 million to add A/C to Marshall, assuming that deferred maintenance heating system improvements are made at the same time.



# Bundle 2 Against the Evaluation Criteria

## 2. Efficient Building Utilization

School	Grades Served	Projected Enrollment		Building Capacity
		2027	2035	
Franklin	5K-5	272	249	301-334
G.D. Jones	4K Academy, 5K-5	465	467	528-587
Jefferson	4K Academy, 5K-5	504	472	524-582
John Marshall	5K-5	293	271	329-366
Lincoln	5K-5	252	235	284-316
Maine	5K-5	235	237	248-276
Rib Mountain	5K-5	170	182	248-276
Riverview	4K Academy, 5K-5	544	524	557-619
South Mountain	5K-5	209	211	373-414
Stettin	5K-5	324	348	373-414
<b>TOTAL</b>	<b>4K Academies + 5K-5</b>	<b>3,268</b>	<b>3,196</b>	<b>3,809-4,232</b>

Would use about 85% of total functional building capacity (up from ~70% today)



# School Building Mapping Effort Results

- Similar performance to Bundle 1 for east side schools
- Space would be tighter at Jefferson in Bundle 2 compared to Bundle 1



# Bundle 2 Against the Evaluation Criteria

## 3. Maintain Educational Opportunities

School	Year built	Last addition/remodel	Usable Site Area	Separate gym & cafeteria?	A/C?	Learning space suitability
Franklin	1966	1996	Small	X		More Suitable
G.D. Jones (4K)	1997	2016	Small	X	X	Most Suitable
Jefferson (4K)	1956	2016	Small	X	X	Most Suitable
John Marshall	1922	2000	Small	X		More Suitable
Lincoln	1970	1993	Small		X	More Suitable
Maine	1961	2000	Med.		X	Suitable
Rib Mountain	1955	1992	Med.		X	More Suitable
Riverview (4K)	1964	2022	Med.	X	X	Most Suitable
South Mountain	1997	2022	Large		X	More Suitable
Stettin	2000	2022	Large	X	X	More Suitable



# Bundle 2 Against the Evaluation Criteria

## 4. Minimize Impact on Students

Neighborhoods changing attendance areas	14 (18%)
Estimated <u>5K-5</u> students changing attendance areas	469 (14%)
Impacts middle/high school attendance areas?	No

In addition, Bundle 1 would shift about 6% of students currently attending AGR schools to non-AGR schools.



# Bundle 2 Against the Evaluation Criteria

## 5. Schools Close to Students

Receiver School	2023-24 elementary students living within...			2023-24 walking zone students reassigned to this school	Longest estimated bus travel time	Preschool and wrap-around care providers within 1 mile
	½ mile	1 mile	2 miles			
Franklin	61%	97%	100%	91	20-25 min	6
Jefferson	46%	84%	100%	86	20-25 min	1
John Marshall	46%	62%	100%	88	20-25 min	2
Lincoln	49%	91%	100%	46	20-25 min	3
Riverview (5K-5)	17%	33%	71%	0	35-45 min	0



# Anticipated Questions



# Why Consolidate 4K Academies? Per Task Force...

- Provides space for “1-to-1 consolidations” of Lincoln to G.D. Jones and Grant to Jefferson, which is a primary component of Bundle 1 and helps achieve the “minimize student change” criterion
- Provides west side 4K Academy in central, accessible location at Lincoln, which has air conditioning and “more suitable” learning spaces
- If Hawthorn Hills closes, its 4K Academy program would need to be relocated (currently has around 30 4K students)
- Is cost-effective and enhances staff collaboration opportunities
- Would not impact partnerships with community partner sites





# Why Close Hawthorn Hills? Per Task Force...

- About half-full currently—lowest percentage occupancy in District—with more enrollment decrease projected
- Fewer walkers than John Marshall and most other in-City schools—no WSD students to southeast and few to northeast of Hawthorn
- One road in-and-out presents challenges (especially if more students were instead shifted there in some different option)
- Lack of separate gym and cafeteria spaces presents challenges (especially if more students were instead shifted there)
- Its closure facilitates regular spacing of east side schools and logical attendance areas, with all students within 2 miles of new schools



# Why Close Hewitt-Texas? Per Task Force...

- Lowest current student enrollment by far (under 90 students), which is not projected to change much
- Most remote school in District, with limited open-enrollment-in from other school districts
- All students must be bussed there/no walking zone students
- Higher per-student operating costs than most other elementary schools
- Does not have a separate gym and cafeteria and has lower space suitability rating than most other school buildings
- Low enrollment means easiest “1-to-1 consolidation” with another school
- Task Force acknowledged need to relocate Red Granite if building is sold



# Why Close Grant? Per Task Force...

- Does not have separate gym and cafeteria spaces or air conditioning, and has lower space suitability rating than most other school buildings
- Oldest school in the District on one of its smallest sites
- Declining enrollment expected to continue to go down
- Modest student population facilitates “1-to-1 consolidation”
- Its closure facilitates regular spacing of west side schools and logical attendance areas, with all students within 2 miles of “receiver” school(s) in both bundles



# Other Task Force Recommendations



# Recommendation Re: Rib Mountain and South Mountain

- Different consolidation options involving Rib Mountain considered during the process, but not among the most highly ranked options
- “1-to-1 consolidation” option from Rib to South would require at least a 2-classroom addition at South Mountain to ensure fit
- South Mountain does not currently have separate cafeteria and gym spaces, so such a consolidation option may suggest a new cafeteria
- The Task Force advises that the District observe enrollment changes over the next several years at both Rib Mountain and South Mountain schools, considering the potential for consolidation involving these two schools at some point in the future



# Recommended Existing Building Improvements

The Task Force advises that the District:

- Address as many of the 10-year deferred maintenance items in the CESA 10 Elementary Facilities Assessment as possible, both at recommended “receiver” schools and at other elementary schools that will remain following consolidation
- Improve each “receiver” school in the selected bundle with air conditioning where not already present (i.e., Franklin and John Marshall)



# Recommended Attendance Area Finalization

- Consultant mapped and Task Force considered different future geographic attendance areas associated with consolidation options
- Method helped verify feasibility and evaluate different options against geographic-based criteria (e.g., “schools close to students”)
- Representations of future school attendance areas on those evaluation maps were represented as preliminary
- The Task Force advises that the School Board undertake a separate process to finalize new elementary school attendance areas, once the Board selects an elementary facility bundle



# Other Task Force Recommendations

- Consider relocating District administrative functions currently at the Longfellow Administrative Center to one of its other remaining facilities, such as a high or middle school with excess capacity (but do not limit search to just these buildings)
- Work with the City and others to maintain a park/playground at the Grant site to serve the surrounding neighborhood, even if that building is otherwise sold and repurposed
- Carry out the recommended transitions as soon as practical





# Next Steps

- Public comments and questions
- Board direction
- Potential referendum preparation
- Detailed implementation planning



# Elementary Facility Plan Citizen Task Force Recommendations

January 2025

