

**MILTON-FREEWATER
UNIFIED SCHOOL DISTRICT
UMATILLA COUNTY, OREGON**

FINANCIAL REPORT

FOR THE YEAR ENDED JUNE 30, 2024



**12700 SW 72nd Ave.
Tigard, OR 97223**

MILTON-FREEWATER UNIFIED SCHOOL DISTRICT
UMATILLA COUNTY, OREGON

FINANCIAL REPORT
For the Fiscal Year Ended June 30, 2024

MILTON-FREEWATER UNIFIED SCHOOL DISTRICT
UMATILLA COUNTY, OREGON

BOARD OF DIRECTORS

BOARD OF DIRECTORS

TERM EXPIRES

Claudia Limon, Chair, Position #1

June 30, 2027

Tina Kain, Position #2

June 30, 2025

Duane Geyer, Position #3

June 30, 2025

Don Miller, Position #4

June 30, 2025

Kelly Kessler, Position #5

June 30, 2027

Tim McElrath, Vice Chair, Position #6

June 30, 2025

Kathy Silva, Position #7

June 30, 2027

All board members will receive mail at the following address:

1020 South Mill Street
Milton-Freewater, OR 97862-1343
(541) 938-3551

ADMINISTRATION

Aaron Duff, Superintendent
Denyce Kelly, Business Manager

MILTON-FREEWATER UNIFIED SCHOOL DISTRICT
UMATILLA COUNTY, OREGON


TABLE OF CONTENTS

	<u>PAGE NUMBER</u>
Independent Auditors' Report	1
REQUIRED SUPPLEMENTARY INFORMATION:	
Management's Discussion and Analysis	I
BASIC FINANCIAL STATEMENTS:	
Government - Wide Financial Statements:	
Statement of Net Position	4
Statement of Activities	5
Fund Financial Statements:	
Balance Sheet - Governmental Funds	6
Reconciliation of the Governmental Funds	
Balance Sheet to the Statement of Net Position	7
Statement of Revenues, Expenditures and Changes in Fund	
Balances - Governmental Funds	8
Reconciliation of the Governmental Funds Statement of Revenues,	
Expenditures and Changes in Fund Balance to the Statement of Activities	9
Notes to Basic Financial Statements	10
REQUIRED SUPPLEMENTARY INFORMATION:	
Schedule of the Proportionate Share of the Net Pension Liability	40
Schedule of the Changes in Other Post-Employment Benefits Liability	41
Schedule of Projected Other Post-Employment Benefits Payments	42
Schedule of the Changes in Other Post-Employment Benefits Liability - RHIA	43
Schedules of Revenues, Expenditures, and Changes in Fund Balance –	
Budget and Actual:	
General Fund	44
Special Revenue Fund	45
SUPPLEMENTARY INFORMATION:	
Schedules of Revenues, Expenditures, and Changes in Fund Balance –	
Budget and Actual:	
Debt Service Fund	46
Capital Projects Fund	47

MILTON-FREEWATER UNIFIED SCHOOL DISTRICT
UMATILLA COUNTY, OREGON

T A B L E O F C O N T E N T S (CONTINUED)

	<u>PAGE NUMBER</u>
OTHER INFORMATION:	
Schedule Required by the Oregon Department of Education	
Revenue Summary – All Funds	48
Expenditure by Function/Object:	
General Fund	49
Special Revenue Funds	50
Debt Service Funds	51
Capital Projects Funds	52
Supplemental Information as Required by the Oregon Department of Education	53
REPORTS ON LEGAL AND OTHER REGULATORY REQUIREMENTS:	
Independent Auditors' Report Required by Oregon State Regulations	54
Grant Compliance Review:	
Schedule of Expenditures of Federal Awards (Supplementary Information)	56
Independent Auditors' Report on Internal Control Structure over Financial Reporting And on Compliance and Other Matters Based on an Audit of Financial Statements Performed in Accordance With Government Auditing Standards	57
Independent Auditors' Report on Compliance With Requirements Applicable to Each Major Program and on Internal Control over Compliance in Accordance with the Uniform Guidance	59
Schedule of Findings and Questioned Costs	61



PAULY, ROGERS, AND CO., P.C.
12700 SW 72nd Ave. Tigard, OR 97223
(503) 620-2632 (503) 684-7523 FAX
www.paulyrogersandcocpas.com

December 20, 2024

INDEPENDENT AUDITORS' REPORT

To the Board of Directors
Milton-Freewater Unified School District
Umatilla County, Oregon

Report on the Audit of the Financial Statements

Opinions

We have audited the accompanying financial statements of the governmental activities and each major fund of Milton-Freewater Unified School District, as of and for the year ended June 30, 2024, and the related notes to the financial statements, which collectively comprise the basic financial statements as listed in the table of contents.

In our opinion, the financial statements referred to above present fairly, in all material respects, the respective financial position of the governmental activities, each major fund and the aggregate remaining fund information of the Milton-Freewater Unified School District, as of June 30, 2024, and the respective changes in financial position thereof for the year then ended in accordance with accounting principles generally accepted in the United States of America.

Basis for Opinions

We conducted our audit in accordance with the auditing standards generally accepted in the United States of America and the standards applicable to financial audits contained in *Government Auditing Standards*, issued by the Comptroller General of the United States. Our responsibilities under those standards are further described in the Auditors' Responsibilities for the Audit of the Financial Statements section of our report. We are required to be independent of Milton-Freewater Unified School District and to meet our other ethical responsibilities, in accordance with the relevant ethical requirements relating to our audit. We believe that the audit evidence we have obtained is sufficient and appropriate to provide a basis for our audit opinions.

Responsibilities of Management for the Financial Statements

Management is responsible for the preparation and fair presentation of these financial statements in accordance with accounting principles generally accepted in the United States of America, and for the design, implementation, and maintenance of internal control relevant to the preparation and fair presentation of financial statements that are free from material misstatement, whether due to fraud or error.

In preparing the financial statements, management is required to evaluate whether there are conditions or events, considered in the aggregate, that raise substantial doubt about Milton-Freewater Unified School District's ability to continue as a going concern for twelve months beyond the financial statement date, including any currently known information that may raise substantial doubt shortly thereafter.

Auditors' Responsibilities for the Audit of the Financial Statements

Our objectives are to obtain reasonable assurance about whether the financial statements as a whole are free from material misstatement, whether due to fraud or error, and to issue an auditors' report that includes our opinions. Reasonable assurance is a high level of assurance but is not absolute assurance and therefore is not a guarantee that an audit conducted in accordance with generally accepted auditing standards and *Government Auditing Standards* will always detect a material misstatement when it exists. The risk of not detecting a material misstatement resulting from fraud is higher than for one resulting from error, as fraud may involve collusion, forgery, intentional omissions, misrepresentations, or the override of internal control. Misstatements are considered material if there is a substantial likelihood that, individually or in the aggregate, they would influence the judgment made by a reasonable user based on the financial statements.

In performing an audit in accordance with generally accepted auditing standards and *Government Auditing Standards*, we:

- Exercise professional judgment and maintain professional skepticism throughout the audit.
- Identify and assess the risks of material misstatement of the financial statements, whether due to fraud or error, and design and perform audit procedures responsive to those risks. Such procedures include examining, on a test basis, evidence regarding the amounts and disclosures in the financial statements.
- Obtain an understanding of internal control relevant to the audit in order to design audit procedures that are appropriate in the circumstances, but not for the purpose of expressing an opinion on the effectiveness of the Milton-Freewater Unified School District's internal control. Accordingly, no such opinion is expressed.
- Evaluate the appropriateness of accounting policies used and the reasonableness of significant accounting estimates made by management, as well as evaluate the overall presentation of the financial statements.
- Conclude whether, in our judgment, there are conditions or events, considered in the aggregate, that raise substantial doubt about the Milton-Freewater Unified School District's ability to continue as a going concern for a reasonable period of time.

We are required to communicate with those charged with governance regarding, among other matters, the planned scope and timing of the audit, significant audit findings, and certain internal control-related matters that we identified during the audit.

Required Supplementary Information

Accounting principles generally accepted in the United States of America require that the management's discussion and analysis and other required supplementary information as noted in the table of contents, be presented to supplement the basic financial statements. Such information is the responsibility of management and, although not a part of the basic financial statements, is required by the Governmental Accounting Standards Board, who considers it to be an essential part of financial reporting for placing the basic financial statements in an appropriate operational, economic, or historical context. We have applied certain limited procedures to the required supplementary information in accordance with auditing standards generally accepted in the United States of America, which consisted of inquiries of management about the methods of preparing the information and comparing the information for consistency with management's responses to our inquiries, the basic financial statements, and other knowledge we obtained during our audit of the basic financial statements. We do not express an opinion or provide any assurance on the information because the limited procedures do not provide us with sufficient evidence to express an opinion or provide any assurance.

The budgetary comparison information presented as required supplementary information, is the responsibility of management and was derived from and relates directly to the underlying accounting and other records used to prepare the basic financial statements. Such information has been subjected to the auditing procedures applied in the audit of the basic financial statements and certain additional procedures, including comparing and reconciling such information directly to the underlying accounting and other records used to prepare the basic financial statements or to the basic financial statements themselves, and other additional procedures in accordance with auditing standards generally accepted in the United States of America. In our opinion, the information is fairly stated, in all material respects, in relation to the basic financial statements as a whole.

Supplementary Information

Our audit was conducted for the purpose of forming opinions on the financial statements that collectively comprise the basic financial statements. The supplementary information, as listed in the table of contents, and the schedule of expenditures of federal awards, as required by Title 2 U.S. Code of Federal Regulations (CRF) Part 200, Uniform Administrative Requirements, Cost Principles, and Audit Requirements for Federal Awards, are presented for purposes of additional analysis and are not a required part of the basic financial statements. The supplementary information, as listed in the table of contents, is the responsibility of management and was derived from and relates directly to the underlying accounting and other records used to prepare the basic financial statements. Such information has been subjected to the auditing procedures applied in the audit of the basic financial statements and certain additional procedures, including comparing and reconciling such information directly to the underlying accounting and other records used to prepare the basic financial statements or to the basic financial statements themselves, and other additional procedures in accordance with auditing standards

generally accepted in the United States of America. In our opinion, the supplementary information, as listed in the table of contents, and the schedule of expenditures of federal awards are fairly stated, in all material respects, in relation to the basic financial statements as a whole.

Other Information

Management is responsible for the other information included in the annual report. The other information comprises the other information, as listed in the table of contents, and the listing of board members containing their term expiration dates, located before the table of contents, but does not include the basic financial statements and our auditors' report thereon. Our opinions on the basic financial statements do not cover the other information, and we do not express an opinion or any form of assurance thereon.

In connection with our audit of the basic financial statements, our responsibility is to read the other information and consider whether a material inconsistency exists between the other information and the basic financial statements, or the other information otherwise appears to be materially misstated. If, based on the work performed, we conclude that an uncorrected material misstatement of the other information exists, we are required to describe it in our report.

Report on Other Legal and Regulatory Requirements

In accordance with *Government Auditing Standards*, we have also issued our report dated December 20, 2024 on our consideration of the internal control over financial reporting and on our tests of compliance with certain provisions of laws, regulations, contracts, and grant agreements and other matters. The purpose of that report is to describe the scope of our testing of internal control over financial reporting and compliance and the results of that testing, and not to provide an opinion on the effectiveness of the internal control over financial reporting or on compliance. That report is an integral part of an audit performed in accordance with *Government Auditing Standards* in considering internal control over financial reporting and compliance.

In accordance with Minimum Standards for Audits of Oregon Municipal Corporations, we have issued our report dated December 20, 2024, on our consideration of compliance with certain provisions of laws and regulations, including the provisions of Oregon Revised Statutes as specified in Oregon Administrative Rules. The purpose of that report is to describe the scope of our testing of compliance and the results of that testing and not to provide an opinion on compliance.



Tara M Kamp, CPA

PAULY, ROGERS AND CO., P.C.

Milton-Freewater Unified School District
MANAGEMENT'S DISCUSSION AND ANALYSIS
Fiscal Year Ended June 30, 2024

As management of Milton-Freewater Unified School District, (referred to as the District) we offer readers of the District's financial statements this narrative overview and analysis of the financial activities of the District for the fiscal year ended June 30, 2024. We encourage readers to consider the information presented here in conjunction with the financial statements that begin with the Statement of Net Position.

FINANCIAL HIGHLIGHTS

- In the Government-Wide financial statement at June 30, 2024, the District's assets plus deferred outflows of resources exceeded its liabilities plus deferred inflows of resources by \$15,529,287. The net position increased \$2,920,068 from the June 30, 2023 balance. This increase is primarily due to a year end increase in cash and reduction in the District portion of the state's unfunded pension liability (PERS) and OPEB liability (health insurance). The District, like other government agencies across the State has a PERS liability due to the contractual defined benefit plan for more tenured State employees. Notably the pension liability decreased over the prior year, with differences between District contributions and the actuarial calculation of the District's proportionate share of the State's collective pension contribution. Other changes include an increase in capital assets with the completion of the STEAM building and a decrease of long-term debt, following the scheduled annual payments. These factors contribute to the District's *deficit* unrestricted net position of \$14,821,423 which is improved from the prior year *deficit* of \$16,777,811.
- The District's investment in capital assets net of related debt increased \$935,305 to \$28,573,436. Improvements include the completion of the STEAM classrooms, District wide HVAC upgrades, instructional classroom technology, CTE equipment, maintenance equipment, and two route transportation busses. In addition, the agriculture land lab property was sold in March 2024, with proceeds earmarked for a new agriculture facility at the Ferndale Elementary School campus.
- The District maintains liquidity with cash totaling \$5,061,642. With the timing of payments from federal, state and local grants the balance is increased from \$3,177,315 in the previous year. Notably, accounts receivable collected after June 30, 2024 decreased by \$235,631 to \$4,096,449.
- The District relies upon the State School Fund as its primary source of operating revenue. In 2024, the Sate School Formula afforded District collections totaling \$17,139,714 compared to \$16,664,532 in the prior year. The increase was due to improved state funding and reduced statewide enrollment. District enrollment decreased from 1590 to 1550.
- At June 30, 2024, the assigned and unassigned fund balance for the General Fund was \$3,990,827 or approximately 19.97% of total General Fund expenditures (including transfers).
- October 2023 marked the grand opening of the STEAM building. ESSER III funding allowed the District to construct the 8,800-square foot building between MacHi and Central Middle School. The facility has four dedicated Science, Technology, Engineering, Art and Math classrooms. Funding from Student Investment and High School Success grants assisted with the required technology, equipment and supplies.

Milton-Freewater Unified School District
MANAGEMENT’S DISCUSSION AND ANALYSIS
Fiscal Year Ended June 30, 2024

FINANCIAL HIGHLIGHTS (con’t)

- In 2023-2024 the District maintained enrollment in the Child Nutrition Community Eligibility Program. All District students are afforded a free breakfast and lunch. After the COVID-19 pandemic Federal and state funding for the school lunch program increased. The students of our District as well as the District Food Service Fund, benefited from the increased funding opportunities.
- The District received local grants from the Milton-Freewater Area Foundation, EURUS and Lines for Life. These grants supported the District music programs, athletics programs and agricultural programs. In addition, the grants allowed for the purchase of band and choir uniforms and supplies for the new student extra-curricular trap sport club.
- 2023-2024 State grants included Student Investment Account (SIA), High School Success (Measure 98), Early Literacy Success, Summer Learning, EL Outcomes (HB3499), Outdoor School (Measure 99), and CTE Pathway grants. The grants totaled over \$2,700,000 and supported educational opportunities in special education, summer learning, early literacy, English language learners, outdoor school, student internships, high school counseling and CTE programs as well as student supports in mental health, school safety officer, STEAM supplies and after school programs.

OVERVIEW OF THE FINANCIAL STATEMENTS

This management discussion and analysis is intended to serve as an introduction to the District’s basic financial statements. The District’s basic financial statements consist of three components: 1) Government-Wide financial statements, 2) fund financial statements, and 3) notes to the financial statements. The basic financial statements present two different views of the District through the use of Government-Wide statements and fund financial statements. In addition to the basic financial statements, this report also contains supplementary information that will enhance the reader’s understanding of the financial condition of the District.

The first two statements in the basic financial statements are the Government-Wide Financial Statements. They provide both short and long-term information about the District’s financial status. The next statements are Fund Financial Statements. These statements focus on the activities of the individual parts of the District. These statements provide more detail than the Government-Wide statements. There are two parts to the Fund Financial Statements: the governmental funds statements and the budgetary comparison statements.

The next section of the basic financial statements is the notes. The notes to the financial statements explain in detail some of the data contained in those statements. In addition to the basic financial statements and accompanying notes, supplementary information is provided to show details about the District’s individual funds. Budgetary information required by the Oregon Revised Statutes also can be found in this part of the statements.

Milton-Freewater Unified School District
MANAGEMENT’S DISCUSSION AND ANALYSIS
Fiscal Year Ended June 30, 2024

OVERVIEW OF THE FINANCIAL STATEMENTS (con’t)

Government-Wide Financial Statements

The Government-Wide financial statements are designed to provide readers with a broad overview of the District’s finances, in a manner similar to a private-sector business. In the Government-Wide financial statements, the District’s activities are in Governmental Activities which include regular and special program instructional and support services, administrative and fiscal support, and community services. These activities are primarily financed through property tax revenues, Oregon State school fund, and inter-Governmental grants. These statements include:

- The Statement of Net Position. The Statement of Net Position presents information on all of the assets and liabilities of the District at year end. The net position is what remains after the liabilities have been paid or otherwise satisfied. Over time, increases or decreases in net position may serve as a useful indicator of whether the financial position of the District is improving or deteriorating.
- The Statement of Activities. The Statement of Activities presents information showing how the net position of the District changed over the year by tracking revenues, expenses and other transactions that increase or reduce net position. All changes in net position are reported as soon as the underlying event giving rise to the change occurs.

Fund Financial Statements

The fund financial statements provide more detailed information about the District’s funds, focusing on its most significant or “major” fund – not the District as a whole. A fund is a grouping of related accounts that is used to maintain control over resources that have been segregated for specific activities or objectives. The Milton-Freewater Unified School District like other governmental entities in the State of Oregon, uses fund accounting to ensure and reflect compliance (or non-compliance) with finance-related legal requirements, such as the Oregon Revised Statutes.

Because the focus of governmental funds is narrower than that of the Government-Wide financial statements, it is useful to compare the information presented by governmental funds with similar information presented for statement of activities in the Government-Wide financial statements. By doing so, readers may better understand the long-term impact of the District’s near-term financing decisions. Both the governmental fund Balance Sheet and Statement of Revenues, Expenditures and Changes in Fund Balances are reconciled to the Government-Wide Statements and Net position and Activities.

The District adopts an annual budget for its funds, as required by the Oregon Revised Statutes. The budget is a legally adopted document that incorporates input from the citizens of the District, the management of the District, and the District Board about which services to provide and how to pay for them. It also authorizes the District to obtain funds from identified sources to finance these current period activities. The budgetary statement provided for the General Fund demonstrates how well the District complied with Oregon Local Budget Law and whether or not the District succeeded in providing the services as planned when the budget was adopted.

Milton-Freewater Unified School District
MANAGEMENT’S DISCUSSION AND ANALYSIS
Fiscal Year Ended June 30, 2024

OVERVIEW OF THE FINANCIAL STATEMENTS (con’t)

The budgetary comparison statement uses the budgetary basis of accounting and is presented using the same format, language, and classifications as the Statement of Revenues, Expenditures, and Changes in Fund Balances. The statement shows four columns: 1) the original budget as adopted by the District Board; 2) the final budget as amended by the District Board; 3) the actual resources, charges to appropriations, and ending balances in the General Fund; and 4) the difference or variance between the final budget and the actual resources and charges.

The District maintains 24 individual governmental funds. Information is presented separately in the governmental fund Balance Sheet and Statement of Statement of Revenues, Expenditures, and Changes in Fund Balances for the General Fund, Special Revenue Fund, Debt Service Fund and Capital Projects Fund all of which are considered major funds under the GASB 34.

Notes to the Financial Statements:

The notes provide additional information that is essential to understanding the data provided in the Government-wide and fund financial statements.

Other Information

Supplementary information and other financial schedules reflect detail budget to actual analysis for the fiscal year ending June 30, 2024.

GOVERNMENT-WIDE FINANCIAL ANALYSIS

Current and Other Assets on the tables below primarily consist of cash and accounts receivable from the State. At June 30, 2024, cash totaled \$5,061,642. With the timing of grant funding, District receivables total \$4,069,449 from state contracts and grants.

Capital assets consist of the District’s land, buildings, building improvements, vehicles, equipment, and the intangible leased right to use equipment, totaling \$38,654,808 net of depreciation. This represents about 79.8% of total assets. For the year ended June 30, 2024, larger investments in capital assets include the completion of the STEAM classrooms, District wide HVAC upgrades, instructional classroom technology, CTE equipment, maintenance equipment, and two route transportation busses.

Deferred outflows of resources related to pensions and OPEB totaled \$5,834,936 and represent contributions subsequent to the measurement date combined with differences between expected and actual experience changes in assumptions (discount rate) and investment earnings.

The District’s largest liability consists of the 2016 general obligation bonds and related bond premium, with a June 30, 2024 balance of \$10,917,458. In July 2016 the District sold bonds (at a \$2 million premium) to partially fund the \$32 million Gib Olinger Elementary School and related District-wide improvement projects. The Bonds coupled with a \$15 million donation from the Valley Foundation and a \$4 million grant from Oregon Department of Education completed the project funding.

Milton-Freewater Unified School District
MANAGEMENT'S DISCUSSION AND ANALYSIS
Fiscal Year Ended June 30, 2024

GOVERNMENT-WIDE FINANCIAL ANALYSIS (con't)

The District had three PERS bond issues, from 2002, 2003 and 2021. The bonds were sold to fund or partially fund the Agencies PERS Unfunded Actuarial Liability (UAL). At June 30, 2024, the PERS bonds balance totaled \$13,090,001.

Other notes include Oregon Department of Energy (\$35,670) for 2012 energy efficiency improvement and (\$52,884) for 2016 energy efficiency improvement. Total notes payable \$88,554. Long-term debt related to GASB 87, Leases includes District copy machine leases and totaled \$104,074. Long-term debt related to GASB 96, Subscription-Based Information Technology Arrangements, includes District software subscriptions and totaled \$61,352.

The District reported OPEB liability of \$1,741,939 to reflect the explicit and implicit rate subsidy for the Districts retiree health insurance. The District offers post-employment health insurance benefits as part of the collective bargaining agreement with the Milton-Freewater Education Association. That explicit benefit rate is coupled with the implicit rate produced by State Statute that requires the District to offer health insurance to retirees at the lower rate paid for current employees until the retiree turns 65 years of age. In an open, private market, retirees would pay higher premiums to cover increased healthcare costs related to their age. The lower rates enjoyed by the District's retirees creates a District OPEB liability.

The District has a net pension liability totaling \$4,057,763. The pension liability reflects the District's proportionate share of the State of Oregon's Unfunded Actuarial Liability. This liability has contracted with increased investment earnings and the change in assumptions.

The District also reported Deferred Inflows of Resources from the net difference between projected and actual earning on pension investments totaling \$6,522,753. The accrual is driven by the changes in proportion and differences between employer contributions and proportionate share of contributions.

At June 30, 2024 the assets and deferred outflows exceeded its liabilities and deferred inflows by \$15,529,287. The District's net position increased by \$2,920,068 from the prior year.

The majority of the District's unrestricted deficit net position (*\$14,821,423*) is due to the significant net pension liability along with OPEB (health insurance) liability, District PERS bond and general obligation bond issues. This deficit net position is offset by the investment in capital assets (e.g. land, buildings, vehicles and equipment). The District uses these capital assets to provide services to students, staff, and other District residents consequently these assets are not available for future spending. As mentioned previously, the District does have current and long-term debt related to buildings and equipment.

Milton-Freewater Unified School District
MANAGEMENT'S DISCUSSION AND ANALYSIS
Fiscal Year Ended June 30, 2024

GOVERNMENT-WIDE FINANCIAL ANALYSIS (con't)

The following reflects condensed information on the District's net position:

Net Position at June 30, 2024

	Governmental Activities		
	<u>2024</u>	<u>2023</u>	<u>Difference</u>
<u>Assets:</u>			
Cash and Cash Equivalents	\$ 5,061,642	\$ 3,177,315	\$ 1,884,327
Taxes Receivable	330,269	263,725	66,544
Accounts Receivable	4,096,449	4,332,080	(235,631)
Prepaid Expenses	2,126	16,427	(14,301)
Net RHIA Asset	279,308	234,795	44,513
Capital Assets – Non Depreciable	4,315,336	7,194,712	(2,879,376)
Capital Assets - Depreciable, Net of Depreciation	34,339,472	31,126,789	3,212,683
Total Assets	<u>48,424,602</u>	<u>46,345,843</u>	<u>2,078,759</u>
<u>Deferred Outflows of Resources:</u>			
Pension & OPEB Deferred Outflows	<u>5,834,936</u>	<u>8,840,483</u>	<u>(3,005,547)</u>
<u>Liabilities:</u>			
Accounts Payable	752,137	970,453	(218,316)
Accrued Payroll Liability	1,148,754	1,087,221	61,533
Accrued Interest	16,225	16,981	(756)
Long-Term Debt Due Within One Year	2,332,988	2,116,673	216,315
Unearned Revenue	229,241	221,343	7,898
Proportionate Share of Net Pension Liability	4,057,763	6,813,480	(2,755,717)
Total OPEB Liability	1,741,939	1,376,160	365,779
Bonds Payable Due in More Than One Year	<u>21,928,451</u>	<u>24,364,328</u>	<u>(2,435,877)</u>
Total Liabilities	<u>32,207,498</u>	<u>36,966,639</u>	<u>(4,759,141)</u>
<u>Deferred Inflows of Resources:</u>			
Net Pension related Deferrals	<u>6,522,753</u>	<u>5,610,468</u>	<u>912,285</u>
<u>Net Position</u>			
Investment in Capital Assets	28,573,436	27,638,131	935,305
Restricted for Non Spendable	0	16,427	(16,427)
Restricted for Debt Service	275,354	110,172	165,182
Restricted for Other Purposes	1,501,920	1,622,300	(120,380)
Unrestricted	<u>(14,821,423)</u>	<u>(16,777,811)</u>	<u>1,956,388</u>
Total Net Position	<u>\$ 15,529,287</u>	<u>\$ 12,609,219</u>	<u>\$ 2,920,068</u>

**Milton-Freewater Unified School District
MANAGEMENT’S DISCUSSION AND ANALYSIS
Fiscal Year Ended June 30, 2024**

GOVERNMENT-WIDE FINANCIAL ANALYSIS (con’t)

Governmental Activities. The notable elements of the change in the District’s net position for the year ended June 30, 2024 are as follows:

- Overall, revenues increased by \$1,403,890 as the federal COVID-19 grant funding is closed out and all revenue recorded at June 30, 2024 as reflected with the increase in Operating Grants & Contributions. State school sources increased over the prior year, reflecting improved statewide funding. Other Federal, State and local sources increased with the sale of the District agriculture property/land lab. Property tax rose with improved local tax collections. Interest earnings increased following the economy and growing interest rates.
- District expenses report an overall increase, primarily due to changes in the actuarial valuations and related expenses for the PERS unfunded liability and OPEB health insurance liability. In addition, employment costs increased with the negotiated cost of living adjustments. The District continues to strengthen student support for equitable social, emotional programs as well as maintenance and infrastructure upgrades to maintain safe and healthy learning environments.

Changes in Net Position for the Year Ended June 30, 2024

	<u>2024</u>	<u>2023</u>	<u>Difference</u>
<u>Revenues:</u>			
Program Revenues			
Charges for Services	\$ 351,129	\$ 300,479	\$ 50,650
Operating Grants & Contributions	8,838,153	8,498,144	340,009
General Revenues:			
Property Taxes	4,603,200	4,451,310	151,890
State School Sources	17,139,714	16,664,532	475,182
Other Federal, State and Local Sources	435,818	169,812	266,006
Intermediate Sources	79,691	71,500	8,191
Interest and Investment Earnings	257,732	145,770	111,962
Total Revenues	<u>31,705,437</u>	<u>30,301,547</u>	<u>1,403,890</u>
<u>Expenses:</u>			
Instruction	16,438,056	11,221,051	5,217,005
Support Services	10,072,293	6,641,682	3,430,611
Enterprise & Community Services	1,398,881	892,698	506,183
Debt Service	876,139	1,317,014	(440,875)
Total Expenses	<u>28,785,369</u>	<u>20,072,445</u>	<u>8,712,924</u>
Change in Net Position	2,920,068	10,229,102	(7,309,034)
Net Position, Beginning	<u>12,609,219</u>	<u>2,380,117</u>	<u>10,229,102</u>
Net Position, Ending	<u>\$ 15,529,287</u>	<u>\$ 12,609,219</u>	<u>\$ 2,920,068</u>

Milton-Freewater Unified School District
MANAGEMENT'S DISCUSSION AND ANALYSIS
Fiscal Year Ended June 30, 2024

FINANCIAL ANALYSIS OF THE DISTRICT'S FUNDS

As noted earlier, the District uses fund accounting to ensure and demonstrate compliance with finance-related legal requirements.

Governmental Funds. The focus of the District's Governmental Funds is to provide information on relatively short-term cash flow and funding for future basic services. Such information is useful in assessing the District's financing requirements. In particular, unreserved fund balance may serve as a useful measure of a Government's net resources available for spending at the end of a fiscal year.

At June 30, 2024, the District's Governmental Funds reported a combined ending fund balance of \$7,079,715. This balance increased \$1,806,078 from the balance of \$5,273,637 in the previous year. The increase is due primarily to general fund instructional salaries supported by the final ESSER grant funds.

General Fund. The General Fund is the primary operating fund of the District. As of June 30, 2024, the assigned and unassigned fund balance was \$3,990,827. As a measure of the fund's liquidity, it may be useful to compare total fund balance to total fund expenditures. The fund balance represents 19.97% of total General Fund expenditures (including transfers) for the fiscal year ending June 30, 2024.

Special Revenue Fund. Special Revenue Funds are designated for specific programs. Sources of these funds usually are contracts or grants from public and private entities. 2024 grants include ESSER (COVID-19), Student Investment Account (SIA), Early Literacy Success, Summer Learning, EL Outcomes (HB3499), Measure 98 (High School Success) and Measure 99 (Outdoor School). Current state grants for title programs were slightly lower for 2024. The Special Revenue Fund balances totaled \$1,501,920.

Debt Service Fund. The Debt Service Fund provides for the payment of principal and interest on long-term general obligation of governmental funds. The primary revenue source for this fund is property taxes. Bond payments include the 2016 general obligation bond and limited tax pension bonds, issued in 2002, 2003 and 2021. The District transferred \$47,000 into the debt service fund for payments on notes payable funding the purchase of energy efficiency projects. The Fund reports an ending balance of \$275,354.

Capital Projects Fund. The Capital Projects Funds are being used to accumulate resources to address District's building and infrastructure needs with existing sources. Capital purchases include the completion of the STEAM classrooms, District wide HVAC upgrades, instructional classroom technology, CTE equipment and maintenance equipment. The District purchased two route buses in 2024, due to supply chain and delivery issues that prohibited a 2023 bus purchase. In addition, the agriculture land lab property was sold in March 2024, with proceeds earmarked for a new agriculture facility at the Ferndale Elementary School campus. The District transferred \$53,000 into the capital projects fund for future district wide upgrades. The District's Transportation Fund collects the State Transportation Grant. The Fund reports an ending balance of \$1,311,614.

**Milton-Freewater Unified School District
MANAGEMENT’S DISCUSSION AND ANALYSIS
Fiscal Year Ended June 30, 2024**

GENERAL FUND BUDGETARY HIGHLIGHTS

The District received 49% of a \$10.2 billion State School Fund allocation for the first year of the biennium. Coupled with federal ESSER funds and voter approved grant funds, the District maintained current staff levels, supported the pre-school program, mental health programs, purchased CTE classroom equipment, and updated district technology.

For the 2023-2024 school year, the District based its budget on 1590 average daily enrollment and a beginning fund balance totaling \$2,000,000. The actual beginning fund balance totaled \$2,380,760 and enrollment dropped to 1550. The beginning fund balance and increased Federal funding was used to offset the reduced enrollment. In the final year of the ESSER III grant, 10 instructional FTE were funded. The District must continue to right size program, services and staff for the current student population.

The 2023-2024 school year began with the opening of the STEAM building in October. Students and teachers and staff were excited for the new space, technology and dynamic learning environment. Funding priorities continue to focus around the required social and emotional support and related learning outcomes, utilizing federal and state grant funds to enhance District programs. Improved employment costs, salaries, benefits, cost of living adjustments and steps from negotiated agreements were honored. The District transferred \$53,000 to the Capital Projects Funds for district wide improvements.

PERS rates were reduced to 0.76% for Tier 1/Tier 2 employees and 0% for OPSRP employees. The District charges 19% from gross wages to recoup debt payments on the PERS bond obligations. The net savings averages 9% of gross wages. The District continues to pay the 6% PERS employee portion.

CAPITAL ASSET AND DEBT ADMINISTRATION

Capital Assets. The District’s investment in capital assets includes land, buildings and improvements, vehicles and equipment, and intangible lease and subscription assets. For the year ended June 30, 2024, the District’s capital assets are reported on the Statement of Net Position. New additions include the completion of the STEAM classrooms, District wide HVAC upgrades, instructional classroom technology, CTE equipment, maintenance equipment, two route busses, office equipment leasing arrangements and technology based subscription arrangements. Capital asset additions totaled \$2,390,622.

	Governmental Activities
Land	\$ 4,315,336
Construction In Progress	-
Buildings & Improvements	32,698,238
Equipment & Vehicles	1,370,468
Leases - Right to use	99,542
Subscriptions - Right to use	171,224
	<u>\$ 38,654,808</u>

Milton-Freewater Unified School District
MANAGEMENT'S DISCUSSION AND ANALYSIS
Fiscal Year Ended June 30, 2024

CAPITAL ASSET AND DEBT ADMINISTRATION (con't)

Long-Term Debt. As reported on the Statement of Net Position and detailed in the table below, at June 30, 2024, the District had \$24.3 million debt outstanding which is comparable to \$26.5 million last year. New debt includes two new leasing arrangements (1) Pitney Bowes postage machine and (2) and Leaf Capital, Central MS copier as well as one new subscription-based information technology arrangements to Children's Reading for educational software. The District paid all of the required debt payments according to the debt instruments. See Note 5 of the Notes to the Financial Statements for more information on long-term debt obligations.

	Outstanding Debt Obligations		
	2024	2023	Difference
2002 Limited Tax Pension Bonds, PERS	\$ 2,575,000	\$ 3,160,000	\$ (585,000)
2003 Limited Tax Pension Bonds, PERS	3,055,001	3,750,001	(695,000)
2021 Limited Tax Pension Bonds, PERS	7,460,000	7,740,000	(280,000)
2016 General Obligation Bond, capital improvements	9,870,000	10,330,000	(460,000)
2016 Bond Premium	1,047,458	1,195,177	(147,719)
Oregon Department of Energy Loan 2012	35,670	48,157	(12,487)
Oregon Department of Energy Loan 2016	52,884	80,190	(27,306)
Leased: Pitney Bowes Postage Machine	3,713	0	3,713
Leased: Central Copier Kyocera (3)	25,771	4,227	21,544
Leased: Ferndale Copier Kyocera (3)	11,984	16,374	(4,390)
Leased: MacHi Copier Kyocera (3)	12,201	16,835	(4,634)
Leased: District Office Copier Kyocera	8,772	10,899	(2,127)
Leased: Freewater Copier Kyocera (2)	7,865	9,933	(2,068)
Leased: Gib Copier Kyocera (7)	33,768	41,756	(7,988)
SBITA: Finalsite Website Software	22,467	29,254	(6,787)
SBITA: Edupoint Multi Tiered Student Support	9,550	13,786	(4,236)
SBITA: Frontline Absence & Substitute tracking	13,989	27,312	(13,323)
SBITA: Tyler Tech Transportation Software	0	7,100	(7,100)
SBITA: Children's Reading Educational Software	15,346	0	15,346
Total	\$ <u>24,261,439</u>	\$ <u>26,481,001</u>	\$ <u>(2,219,562)</u>

Milton-Freewater Unified School District
MANAGEMENT’S DISCUSSION AND ANALYSIS
Fiscal Year Ended June 30, 2024

ECONOMIC FACTORS AND NEXT YEAR’S BUDGET

As with most school Districts, the District relies heavily on the State of Oregon’s State School fund. For the year ended June 30, 2024, the State School Fund – General Support provided 77.5% of the District’s program resources for the General Fund. The percentage climbs to 94.9% when property taxes are included. Besides the continued recovery of the economy to create additional State funding, the District’s enrollment and ability to attract new students is crucial to stable funding.

In May 2023, the Oregon Legislature approved a \$10.2B State School fund budget for the 2023-2025 biennium. The additional State support was driven by a continued strong economy to include property tax collections. In the second year of the biennium, the District’s 2024-2025 budget is supported by 51% of the State’s \$10.2B State School fund. However, the District has seen a decline of students over the last 5 years that continues to reduce the District share of the state funding allocation.

The 2024-2025 budget at \$36,590,200 is reduced from the prior year, reflecting current District enrollment and the conclusion of federal ESSER funding (COVID-19). The budget is based on decreased enrollment of 1,550 average daily membership, as compared to 1,590 in the prior year. The District will continue to utilize the beginning fund balance to maintain current general fund programs including preschool, dual language, mental health, high school activities and the virtual learning academy. The District will honor the negotiated COLA increases and benefits per the collective bargaining agreements.

The State Student Investment Account (SIA) and High School Success (HSS) programs are fully funded for this biennium. As in prior years, the SIA funds allocate expenditures based upon the District’s equity plan to strive for equal, inclusive services among District schools and community. Activities include additional mental health services, staffing to support and align individualized wraparound student services, special education programs and English language development programs. The District will continue to budget High School Success funding and CTE grants to provide for a student success coach, offer additional CTE instruction and curriculum for students. Budgeted increases in summer learning and early literacy reflect the Districts award of the State Summer Learning and Early Literacy Grants.

REQUESTS FOR INFORMATION

This financial report is designed to present the user (citizens, taxpayers, investors, and creditors) with a general overview of the District’s finances and to demonstrate the District’s accountability. Questions concerning any of the information provided in this report or request for additional information should be addressed to the District’s Business Office at InterMountain Education Service District at 2001 SW Nye, Pendleton, Oregon 97801.

MILTON-FREEWATER UNIFIED SCHOOL DISTRICT
UMATILLA COUNTY, OREGON

BASIC FINANCIAL STATEMENTS

MILTON-FREEWATER UNIFIED SCHOOL DISTRICT
UMATILLA COUNTY, OREGON

STATEMENT OF NET POSITION
 June 30, 2024

ASSETS	
Cash and Cash Equivalents	\$ 5,061,642
Property Taxes Receivable	330,269
Accounts Receivable	4,096,449
Prepaid Expenses	2,126
Net RHIA Asset	279,308
Capital Assets - Nondepreciable	4,315,336
Capital Assets - Depreciable, Net of Depreciation and Amortization	<u>34,339,472</u>
Total Assets	<u>48,424,602</u>
 DEFERRED OUTFLOWS OF RESOURCES	
Pension Related Deferrals	5,147,054
OPEB Related Deferrals	683,070
RHIA Related Deferrals	<u>4,812</u>
Total Deferred Outflows of Resources	<u>5,834,936</u>
 LIABILITIES:	
Accounts Payable	752,137
Payroll Liabilities	1,148,754
Accrued Interest	16,225
Long-Term Debt Due Within One Year	2,332,988
Unearned Revenue	229,241
Noncurrent Liabilities:	
Proportionate Share of Net Pension Liability	4,057,763
Total OPEB Liability	1,741,939
Long-Term Obligations	<u>21,928,451</u>
Total Liabilities	<u>32,207,498</u>
 DEFERRED INFLOWS OF RESOURCES	
Pension Related Deferrals	5,668,658
OPEB	826,221
RHIA Related Deferrals	<u>27,874</u>
Total Deferred Inflows of Resources	<u>6,522,753</u>
 NET POSITION	
Net Investment in Capital Assets	28,573,436
Restricted for:	
Debt Service	275,354
Other	1,501,920
Unrestricted	<u>(14,821,423)</u>
Total Net Position	<u>\$ 15,529,287</u>

See accompanying notes to basic financial statements.

MILTON-FREEWATER UNIFIED SCHOOL DISTRICT
UMATILLA COUNTY, OREGON

STATEMENT OF ACTIVITIES
For the Year Ended June 30, 2024

FUNCTIONS	EXPENSES	PROGRAM REVENUES		NET (EXPENSE) REVENUE AND CHANGES IN NET POSITION
		CHARGES FOR SERVICES	OPERATING GRANTS AND CONTRIBUTIONS	
Instruction	\$ 16,438,056	\$ 332,263	\$ 4,423,165	\$ (11,682,628)
Support Services	10,072,293	-	3,404,967	(6,667,326)
Community Services	1,398,881	18,866	1,010,021	(369,994)
Interest on Long-Term Debt	876,139	-	-	(876,139)
Total Governmental Activities	\$ 28,785,369	\$ 351,129	\$ 8,838,153	(19,596,087)
General Revenues				
				3,739,619
				863,581
				17,139,714
Income Not Restricted to Specific Programs				
				432,857
				79,691
				2,961
				257,732
				<u>22,516,155</u>
				2,920,068
				<u>12,609,219</u>
				<u>\$ 15,529,287</u>

See accompanying notes to basic financial statements.

MILTON-FREEWATER UNIFIED SCHOOL DISTRICT
UMATILLA COUNTY, OREGON

BALANCE SHEET - GOVERNMENTAL FUNDS
 June 30, 2024

	GENERAL FUND	SPECIAL REVENUE FUND	DEBT SERVICE FUND	CAPITAL PROJECTS FUND	TOTALS
ASSETS:					
Cash and Investments	\$ 3,119,934	\$ -	\$ 630,094	\$ 1,311,614	\$ 5,061,642
Property Taxes Receivable	267,976	-	62,293	-	330,269
Accounts Receivable	127,055	3,969,394	-	-	4,096,449
Interfund Receivable	2,029,573	-	-	-	2,029,573
Prepays	2,126	-	-	-	2,126
Total Assets	<u>\$ 5,546,664</u>	<u>\$ 3,969,394</u>	<u>\$ 692,387</u>	<u>\$ 1,311,614</u>	<u>\$ 11,520,059</u>
LIABILITIES, DEFERRED INFLOWS AND FUND BALANCES:					
Liabilities:					
Accounts Payable	\$ 179,318	\$ 208,660	\$ 364,159	\$ -	\$ 752,137
Payroll Liabilities	1,148,754	-	-	-	1,148,754
Interfund Payable	-	2,029,573	-	-	2,029,573
Unearned Revenue	-	229,241	-	-	229,241
Total Liabilities	<u>1,328,072</u>	<u>2,467,474</u>	<u>364,159</u>	<u>-</u>	<u>4,159,705</u>
Deferred Inflows:					
Unavailable Property Taxes	227,765	-	52,874	-	280,639
Fund Balances:					
Non-spendable	2,126	-	-	-	2,126
Restricted	-	1,501,920	275,354	-	1,777,274
Assigned	-	-	-	1,311,614	1,311,614
Unassigned	3,988,701	-	-	-	3,988,701
Total Fund Balances	<u>3,990,827</u>	<u>1,501,920</u>	<u>275,354</u>	<u>1,311,614</u>	<u>7,079,715</u>
Total Liabilities, Deferred Inflows and Fund Balances	<u>\$ 5,546,664</u>	<u>\$ 3,969,394</u>	<u>\$ 692,387</u>	<u>\$ 1,311,614</u>	<u>\$ 11,520,059</u>

See accompanying notes to basic financial statements.

MILTON-FREEWATER UNIFIED SCHOOL DISTRICT
UMATILLA COUNTY, OREGON

Reconciliation of the Governmental Funds
Balance Sheet to the Statement of Net Position
June 30, 2024

Total Fund Balances - Governmental Funds	\$	7,079,715
--	----	-----------

The cost of capital assets (land, buildings, furniture and equipment) purchased or constructed is reported as an expenditure in governmental funds. The Statement of Net Position includes those capital assets among the assets of the District as a whole.

Net Capital Assets		38,654,808
--------------------	--	------------

Long-term liabilities not payable in the current year are not reported as governmental fund liabilities. Interest on long-term debt is not accrued in the governmental funds, but rather is recognized as an expenditure when due.

Long term Liabilities

Bonds Payable	\$ (24,007,459)		
Leases Payable	(104,074)		
Subscriptions Payable	(61,352)		
Accrued Interest	(16,225)		
Notes Payable	<u>(88,554)</u>		(24,277,664)

Long-term pension and OPEB assets/liabilities note payable in current year are not reported as governmental fund liabilities. Actuarial changes create the deferred out flows and inflows of resources. These consist of:

PERS net pension liability	(4,057,763)		
PERS pension related deferred outflows	5,147,054		
PERS pension related deferred inflows	<u>(5,668,658)</u>		(4,579,367)
OPEB net pension liability	(1,741,939)		
OPEB pension related deferred outflows	683,070		
OPEB pension related deferred inflows	<u>(826,221)</u>		(1,885,090)
Net RHIA Asset	279,308		
District RHIA related deferred outflows	4,812		
District RHIA related deferred inflows	<u>(27,874)</u>		256,246

Unearned revenue related to property taxes		<u>280,639</u>
--	--	----------------

Net Position	\$	<u><u>15,529,287</u></u>
--------------	----	--------------------------

See accompanying notes to basic financial statements.

MILTON-FREEWATER UNIFIED SCHOOL DISTRICT
UMATILLA COUNTY, OREGON

STATEMENT OF REVENUES, EXPENDITURES AND CHANGES IN FUND BALANCES
 GOVERNMENTAL FUNDS
 For the Year Ended June 30, 2024

	GENERAL FUND	SPECIAL REVENUE FUND	DEBT SERVICE FUND	CAPITAL PROJECTS FUND	TOTALS
REVENUES:					
From Local Sources	\$ 4,310,633	\$ 207,281	\$ 3,151,754	\$ 15,565	\$ 7,685,233
From Intermediate Sources	77,005	-	2,686	-	79,691
From State Sources	17,054,456	2,973,480	-	232,426	20,260,362
From Federal Sources	77,213	5,573,215	-	-	5,650,428
Total Revenues	21,519,307	8,753,976	3,154,440	247,991	33,675,714
EXPENDITURES:					
Current:					
Instruction	11,842,627	3,852,584	-	-	15,695,211
Support Services	7,899,966	1,717,600	-	37,459	9,655,025
Community Services	-	1,335,665	-	-	1,335,665
Facilities Acquisition and Construction	-	4,392	-	17,898	22,290
Debt Service					
Principal	47,647	19,276	2,059,771	-	2,126,694
Interest	6,299	2,152	976,487	-	984,938
Capital Outlay	84,775	1,955,462	-	407,650	2,447,887
Total Expenditures	19,881,314	8,887,131	3,036,258	463,007	32,267,710
Excess of Revenues Over, (Under) Expenditures	1,637,993	(133,155)	118,182	(215,016)	1,408,004
OTHER FINANCING SOURCES (USES)					
Issuance of Debt	54,874	-	-	-	54,874
Sale of Capital Assets	17,200	-	-	326,000	343,200
Transfers In	-	-	47,000	53,000	100,000
Transfers Out	(100,000)	-	-	-	(100,000)
Total Other Financing Sources (Uses)	(27,926)	-	47,000	379,000	398,074
Net Change in Fund Balance	1,610,067	(133,155)	165,182	163,984	1,806,078
Beginning Fund Balance	2,380,760	1,635,075	110,172	1,147,630	5,273,637
Ending Fund Balance	\$ 3,990,827	\$ 1,501,920	\$ 275,354	\$ 1,311,614	\$ 7,079,715

See accompanying notes to basic financial statements.

MILTON-FREEWATER UNIFIED SCHOOL DISTRICT
UMATILLA COUNTY, OREGON

Reconciliation of the Governmental Funds
Statement of Revenues, Expenditures, and Changes in Fund Balances
to the Statement of Activities
For the Year Ended June 30, 2024

Total Net Changes in Fund Balances - Governmental Funds	\$	1,806,078
---	----	-----------

Repayment of bond principal, capital leases, subscriptions, and vested compensated absences is an expenditure in the governmental funds, but the repayment reduces long-term liabilities in the Statement of Net Position. Additions to bond principal, capital leases and vested compensated absences is an expense for the Statement of Net Position but not the governmental funds.

Principal payments on debt	\$ 2,274,436	
Changes in Accrued Interest	<u>756</u>	2,275,192

Lease and Subscription proceeds are reported as Debt Proceeds in other financing sources in governmental funds. In the Statement of Net Position, however, issuing Leases and Subscription debt increases liabilities.	(54,874)
--	----------

Fixed asset additions are reported in governmental funds as expenditures. However, in the Statement of Activities, the cost of those assets is capitalized and allocated over their estimated useful lives as depreciation and amortization expense. This is the amount by which capital assets additions exceeds depreciation and amortization.

Capital Asset Additions	2,390,622
Capital Asset Deletions	(121,679)
Depreciation and Amortization Expense	(1,935,636)

Revenue reported in in the funds is on the modified accrual basis however property taxes are not deferred in the statement of activities.	43,746
---	--------

The pension and OPEB expense represents the change in net pension asset (liability) from year to year due to change in total pension liability and the fair value of the pension plan net position available to pay pension benefits

PERS pension expense	(1,453,414)
OPEB pension expense	(23,487)
OPEB pension expense - RHIA	<u>(6,480)</u>

Change in Net Position of Governmental Activities	\$	<u><u>2,920,068</u></u>
---	----	-------------------------

See accompanying notes to basic financial statements.

MILTON-FREEWATER SCHOOL DISTRICT
UMATILLA COUNTY, OREGON

NOTES TO BASIC FINANCIAL STATEMENTS

1. SUMMARY OF SIGNIFICANT ACCOUNTING POLICIES

The financial statements have been prepared in conformity with accounting principles generally accepted in the United States of America (GAAP) as applied to government units. The Governmental Accounting Standards Board (GASB) is the accepted standard-setting body for establishing governmental accounting and financial reporting principles. The more significant of the district's accounting policies are described below.

REPORTING ENTITY

Milton-Freewater Unified School District (the District) is organized under provisions of Oregon Statutes pursuant to ORS Chapter 332 for the purpose of operating elementary and secondary schools. The District is governed by a separately elected seven-member board authorized to transact all business on the District's behalf. The District is a primary government exercising financial accountability for all public education within its boundaries. The Board approves administrative officials. The daily functioning is under supervision of the Superintendent. As required by generally accepted accounting principles, all activities have been included in the basic financial statements.

The financial statements include all funds and account groups. The District is not financially accountable for any other governmental entity. Financial accountability is determined in accordance with criteria set forth in GAAP and Governmental Accounting Standards Board (GASB) Statement No. 61. Financial accountability is based primarily on the authority to appoint a voting majority of an organization's governing board, ability to impose its will on that organization, the potential for that organization to provide specific financial benefits or impose specific financial burdens and that organization's fiscal dependency. There are no component units.

GOVERNMENT-WIDE FINANCIAL STATEMENTS (GWFS)

The government-wide financial statements (i.e., the Statement of Net Position and the Statement of Activities) report information on all the non-fiduciary activities. The government-wide financial statements are reported using the *economic resources measurement focus* and the *accrual basis of accounting*. Revenues are recorded when earned and expenses are recorded when a liability is incurred, regardless of the timing of related cash flows. Property taxes are recognized as revenues in the year for which they are levied. Under terms of grant agreements, certain programs are funded by a combination of specific cost-reimbursement grants and general revenues. Thus, when program expenses are incurred, there are both restricted and unrestricted resources available to finance the program. It is policy to first apply cost reimbursement grant resources to such programs and then general revenues. In the process of aggregating data for the Statement of Net Position and Statement of Activities, some amounts reported as interfund activity and balances in the funds were eliminated or reclassified. Interfund receivables were eliminated to minimize the "grossing up" effect on assets and liabilities.

The Statement of Activities demonstrates the degree to which the direct expenses of a given function are offset by program revenues. Program revenues included in the Statement of Activities derive directly from the program itself or from parties outside the District's taxpayers or citizenry, as a whole; program revenues reduce the cost of the function to be financed from general revenues. Program revenues include 1) charges to customers who purchase or use goods, services, or privileges provided by a given function and 2) grants and contributions that are restricted to meeting the operational or capital requirements of a particular function. Taxes and other items not properly included among program revenues are reported instead as general revenues.

MILTON-FREEWATER SCHOOL DISTRICT
UMATILLA COUNTY, OREGON

NOTES TO BASIC FINANCIAL STATEMENTS

1. SUMMARY OF SIGNIFICANT ACCOUNTING POLICIES (CONTINUED)

All direct expenses by function are reported in the Statement of Activities. Direct expenses are those that are clearly identifiable with a function. Interest on general long-term debt is considered an indirect expense and is reported separately on the Statement of Activities.

Separate financial statements are provided for governmental funds. Major individual governmental funds are reported as separate columns in the fund financial statements.

FUND FINANCIAL STATEMENTS

The accounts are organized and operated on the basis of funds. A fund is a self-balancing set of accounts. Fund accounting segregates funds according to their intended purpose and is used to aid management in demonstrating compliance with finance-related legal and contractual provisions. The minimum number of funds is maintained consistent with legal and managerial requirements.

GOVERNMENTAL FUND TYPES

Governmental funds are used to account for general government activities. Governmental fund types use the flow of current financial resources measurement focus and the modified accrual basis of accounting. Under the modified accrual basis of accounting, revenues are recognized when susceptible to accrual (i.e., when they are “measurable and available”). “Measurable” means the amount of the transaction can be determined and “available” means collectible within the current period or soon enough thereafter to pay liabilities of the current period. Expenditures are recorded when the liability is incurred, except for unmatured interest on general long-term debt which is recognized when due, interfund transactions, and certain compensated absences and claims and judgments which are recognized as expenditures because they will be liquidated with expendable financial resources.

Revenues susceptible to accrual are interest, state, county and local shared revenue and federal and state grants. Expenditure-driven grants are recognized as revenue when the qualifying expenditures have been incurred and all other grant requirements have been met.

The following major governmental funds are reported:

GENERAL FUND

This fund accounts for all financial resources and expenditures except those required to be accounted for in another fund. The principal revenue sources are property taxes and an apportionment from the State of Oregon School Support Fund.

SPECIAL REVENUE FUND

This fund consists of all special revenue funds established to account for revenues and expenditures related to grants, student activities and other special revenues.

DEBT SERVICE FUND

This fund accounts for the property tax revenues related to debt service and makes the debt service payments on the general obligation bonds.

MILTON-FREEWATER SCHOOL DISTRICT
UMATILLA COUNTY, OREGON

NOTES TO BASIC FINANCIAL STATEMENTS

1. SUMMARY OF SIGNIFICANT ACCOUNTING POLICIES (CONTINUED)

CAPITAL PROJECTS FUND

This fund accounts for activities related to the acquisition, construction, equipping and furnishing of facilities. Principal revenue sources are proceeds from the sale of bonds and interest earnings.

BUDGETS

A budget is prepared and legally adopted for each governmental fund type on the modified accrual basis of accounting in the main program categories required by Oregon Local Budget Law. The budgets for all budgeted funds are adopted on a basis consistent with generally accepted accounting principles except that property taxes received after year-end are not considered budgetary resources in the funds, inventory is expensed when purchased, capital outlay is reported as an expenditure rather than capitalized, depreciation and amortization are not recorded and debt, vacation pay, and OPEB obligations are expensed when paid instead of when incurred.

The budget process begins early in each fiscal year with the establishment of the budget committee. Recommendations are developed through early spring with the budget committee approving the budget in late spring. Public notices of the budget hearing are generally published in spring with a public hearing being held approximately three weeks later. The Board may amend the budget prior to adoption. However, budgeted expenditures for each fund may not be increased by more than ten percent without re-publication. The budget is then adopted, appropriations are made, and the tax levy declared no later than June 30th.

Expenditure budgets are appropriated at the following levels for each fund: Instruction, Support Services, Enterprise & Community Services, Other Uses - Debt Service and Interfund Transfers, and Operating Contingency.

Expenditures cannot legally exceed the adopted appropriation levels except in the case of grants which could not be estimated at the time of budget adoption. Appropriations lapse at the fiscal year-end. Management may amend line items in the budget without Board approval as long as appropriation levels (the legal level of control) are not changed. Supplemental appropriations may occur if the Board approves them due to unforeseen circumstances which could not be determined at the time the budget was adopted.

Budget amounts shown in the basic financial statements reflect the original budgeted appropriation amounts. Expenditures of the various funds were within authorized appropriations for the year ended June 30, 2024.

PROPERTY TAXES RECEIVABLE

Real and personal property taxes attach as an enforceable lien on property as of January 1. All taxes levied as of the lien date and are payable in three installments on November 15, February 15, and May 15. Taxes unpaid and outstanding on May 16 are considered delinquent.

CASH AND CASH EQUIVALENTS

The cash and cash equivalents are considered to be cash on hand, demand deposits, and short-term investments with original maturities of three months or less from the date of acquisition.

MILTON-FREEWATER SCHOOL DISTRICT
UMATILLA COUNTY, OREGON

NOTES TO BASIC FINANCIAL STATEMENTS

1. SUMMARY OF SIGNIFICANT ACCOUNTING POLICIES (CONTINUED)

FAIR VALUE INPUTS AND METHODOLOGIES AND HIERARCHY

Fair value is defined as the price that would be received to sell an asset or paid to transfer a liability in an orderly transaction between market participants at the measurement date. Observable inputs are developed based on market data obtained from sources independent of the reporting entity. Unobservable inputs are developed based on the best information available about the assumptions market participants would use in pricing the asset. The classification of securities within the fair value hierarchy is based up on the activity level in the market for the security type and the inputs used to determine their fair value, as follows:

Level 1 – unadjusted price quotations in active markets/exchanges for identical assets or liabilities that each Fund has the ability to access

Level 2 – other observable inputs (including, but not limited to, quoted prices for similar assets or liabilities in markets that are active, quoted prices for identical or similar assets or liabilities in markets that are not active, inputs other than quoted prices that are observable for the assets or liabilities (such as interest rates, yield curves, volatilities, loss severities, credit risks and default rates) or other market–corroborated inputs)

Level 3 – unobservable inputs based on the best information available in the circumstances, to the extent observable inputs are not available (including each Fund’s own assumptions used in determining the fair value of investments)

The hierarchy gives the highest priority to unadjusted quoted prices in active markets for identical assets or liabilities (Level 1 measurements) and the lowest priority to unobservable inputs (Level 3 measurements). Accordingly, the degree of judgment exercised in determining fair value is greatest for instruments categorized in Level 3. The inputs used to measure fair value may fall into different levels of the fair value hierarchy. In such cases, for disclosure purposes, the fair value hierarchy classification is determined based on the lowest level input that is significant to the fair value measurement in its entirety.

ACCOUNTS AND OTHER RECEIVABLES

Accounts and other receivables are comprised primarily of State school support and claims for reimbursement of costs under various federal and state grants. No allowance for uncollectible accounts has been recorded because all receivables are considered by management to be collectible.

GRANTS

Unreimbursed expenditures due from grantor agencies are reflected in the basic financial statements as receivables and revenues. Grant revenues are recorded at the time eligible expenditures are incurred. Cash received from grantor agencies in excess of related grant expenditures are recorded as unearned revenue on the statement of net position and the balance sheet.

SUPPLY INVENTORIES

School food and other cafeteria supplies are stated at average invoice cost. Commodities purchased from the United States Department of Agriculture in the Food Service Fund are included in inventories at USDA wholesale value. Supplies are accounted for based on the purchase method. Donated commodities consumed during the year are reported as revenues and expenditures. The amount of unused donated commodities at balance sheet date is considered immaterial by management for reporting purposes.

MILTON-FREEWATER SCHOOL DISTRICT
UMATILLA COUNTY, OREGON

NOTES TO BASIC FINANCIAL STATEMENTS

1. SUMMARY OF SIGNIFICANT ACCOUNTING POLICIES (CONTINUED)

CAPITAL ASSETS

Capital assets include land, buildings & improvements, and vehicles & equipment, and are recorded at original cost or estimated original cost. Donated capital assets are recorded at their acquisition value on the date donated. Capital assets are defined as assets with an initial, individual cost of more than \$5,000 and an estimated useful life in excess of one year. Interest incurred during construction is not capitalized. The cost of routine maintenance and repairs that do not add to the value of the assets or materially extend asset lives are charged to expenditures as incurred and not capitalized. Capital assets were depreciated, in prior years, using the straight-line method over the following useful lives:

Buildings and improvements	10 to 50 years
Equipment and vehicles	5 to 20 years

In the government fund financial statements, capital assets are accounted for as capital outlay expenditures of the governmental fund upon acquisition. Accordingly, capital assets are not capitalized and related depreciation is not reported in the governmental fund financial statements.

LEASE ASSETS

Lease assets are assets which the government leases for a term of more than one year. The value of leases is determined by the net present value of the leases at the governments' incremental borrowing rate at the time of the lease agreement, amortized over the term of the agreement.

SUBSCRIPTION ASSETS

Subscription assets are assets in which the government obtains control of the right to use the underlying IT asset. The value of the subscription asset is initially measured as the sum of initial subscription liability amount, any payments made to the IT software vendor before commencement of the subscription term, and any capitalizable implementation costs, less any incentives received from the SBITA vendor at or before the commencement of the subscription term. The subscription asset is amortized in a straight-line manner over the course of the subscription term.

COMPENSATED ABSENCES

The liability for accrued vacation benefits is considered immaterial by management for reporting purposes and consists of unpaid, accumulated annual vacation; the rate at which vacation is earned is determined by the employee's length of employment. The early retirement liability has been calculated using the accrual method for benefit amounts due to former employees who currently are receiving early-termination benefits. Early retirement benefits are available to a limited number of employees each year.

All payables and accrued liabilities are reported on the government-wide financial statements. In general, governmental fund payables and accrued liabilities that, once incurred, are paid in a timely manner and in full form current financial resources are reported as obligation of the funds.

USE OF ESTIMATES

The preparation of financial statements in conformity with accounting principles generally accepted in the United States of America requires management to make estimates and assumptions that affect the reported

MILTON-FREEWATER SCHOOL DISTRICT
UMATILLA COUNTY, OREGON

NOTES TO BASIC FINANCIAL STATEMENTS

1. SUMMARY OF SIGNIFICANT ACCOUNTING POLICIES (CONTINUED)

amounts of assets and liabilities and disclosure of contingent assets and liabilities at the date of the financial statements and reported amounts of revenues, expense/expenditures during the reporting period. Actual results could differ from those estimates.

LONG-TERM OBLIGATIONS

In the government-wide financial statements long-term debt and other long-term obligations are reported as liabilities in the governmental activities. Bond premiums and discounts are deferred and amortized over the life of the bonds using the straight-line method. Bonds payable are reported net of the applicable bond premium or discount.

In the fund financial statements, governmental fund types recognize bond premiums and discounts, as well as bond issuance costs, during the current period. The face amount of debt issued is reported as other financing sources. Premiums received on debt issuances are reported as other financing sources while discounts on debt issuances are reported as other financing uses. Issuance costs, whether or not withheld from the actual debt proceeds received, are reported as debt service expenditures.

LEASE PAYABLE

In the government-wide financial statement, leases payable are reported as liabilities in the Statement of Net Position. In the governmental fund financial statements, the present value of lease payments is reported as other financing sources.

SUBSCRIPTIONS PAYABLE

In the government-wide financial statements, subscription liabilities are reported as liabilities in the Statement of Net Position. In the governmental fund financial statements, the present value of subscription payments expected to be made during the subscription term is reported as other financing sources. The subscription liability should be initially measured at the present value of subscription payments expected to be made during the subscription term. Future subscription payments should be discounted using the interest rate the SBITA vendor charges the government, which may be implicit or the governments incremental borrowing rate if the interest rate is not readily determinable. A government should recognize amortization of the discount on the subscription liability as an outflow of resources (for example, interest expense) in subsequent financial reporting periods.

RETIREMENT PLANS

PERS

Substantially all of the District's employees are participants in the State of Oregon Public Employees Retirement System (PERS). For the purpose of measuring the net pension liability, deferred outflows of resources and deferred inflows of resources related to pensions, and pension expense, information about fiduciary net position of PERS and additions to/deductions from PERS's fiduciary net position have been determined on the same basis as they are reported by PERS. For this purpose, benefit payments (including refunds of employee contributions) are recognized when due and payable in accordance with the benefit terms. Investments are reported at fair value. GASB Statements 68 and 71 have been implemented as of July 1, 2014.

MILTON-FREEWATER SCHOOL DISTRICT
UMATILLA COUNTY, OREGON

NOTES TO BASIC FINANCIAL STATEMENTS

1. SUMMARY OF SIGNIFICANT ACCOUNTING POLICIES (CONTINUED)

There is a deferred compensation plan available to its employees wherein they may execute an individual agreement with the District for amounts earned by them to not be paid until a future date when certain circumstances are met. These circumstances are: termination by reason of death, disability, resignation, or retirement. Payment to the employee will be made over a period not to exceed 15 years. The deferred compensation plan is one, which is authorized under IRC Section 457 and has been approved in its specifics by a private ruling from the Internal Revenue Service. The assets of the plan are held by the administrator for the sole benefit of the plan participants and are not considered assets and liabilities of the District.

EARLY RETIREMENT (OPEB)

Certificated employees hired prior to August 1, 2014 who have reached age 55 or have 20 years of full-time employment in Oregon's public schools, the last 15 years of which have been in the District, are eligible for early retirement benefits which are funded and charged to expenditures as payments become due to early retirees.

NET POSITION

Net position comprises the various net earnings from operations, nonoperating revenues, expenses and contributions of capital. Net position is classified in the following three categories:

Net Investment in Capital Assets – consists of all capital assets, net of accumulated depreciation and reduced by the outstanding balances of any bonds or other borrowings that are attributable to the acquisition, construction, or improvement of those assets.

Restricted – consists of external constraints placed on asset use by creditors, grantors, contributors, or laws or regulations of other governments or constraints imposed by law through constitutional provisions or enabling legislation. There are assets restricted for capital projects, debt service, food service and unemployment retiree reserve and grants.

Unrestricted – consists of all other assets that are not included in the other categories previously mentioned.

The District's policy is to first apply restricted resources when an expense is incurred for purposes for which both restricted and unrestricted net position is available.

DEFERRED OUTFLOWS/INFLOWS OF RESOURCES

In addition to assets, the statement of financial position will sometimes report a separate section for deferred outflows of resources. This separate financial statement element, deferred outflows of resources, represents a consumption of net positions that applies to future periods and so will not be recognized as an outflow of resources (expenditure) until then. The District's deferred outflows are clearly labeled on the face of the financial statements.

In addition to liabilities, the statement of financial position will sometimes report a separate section for deferred inflows of resources. This separate financial statement element, deferred inflows of resources, represents an acquisition of net position that applies to future periods and so will not be recognized as an inflow of resources (revenue) until that time. The District's deferred inflows are clearly labeled on the face of the financial statements.

MILTON-FREEWATER SCHOOL DISTRICT
UMATILLA COUNTY, OREGON

NOTES TO BASIC FINANCIAL STATEMENTS

1. SUMMARY OF SIGNIFICANT ACCOUNTING POLICIES (CONTINUED)

FUND BALANCE

In March 2009, the GASB issued Statement No. 54, *Fund Balance Reporting and Governmental Fund-type Definitions*. The objective of this statement is to enhance the usefulness of fund balance information by providing clearer fund balance classifications that can be more consistently applied and by clarifying the existing governmental fund-type definitions. This statement establishes fund balance classifications that comprise a hierarchy based primarily on the extent to which a government is bound to observe constraints imposed on the use of the resources reported in governmental funds. Under this standard, the fund balance classifications of reserved, designated, and unreserved/undesignated were replaced with five classifications – nonspendable, restricted, committed, assigned, and unassigned.

- Nonspendable fund balance represents amounts that are not in a spendable form. The nonspendable fund balance represents inventories.
- Restricted fund balance represents amounts that are legally restricted by outside parties for a specific purpose (such as debt covenants, grant requirements, donor requirements, or other governments) or are restricted by law (constitutionally or by enabling legislation).
- Committed fund balance represents funds formally set aside by the governing body for a particular purpose. The use of committed funds would be approved by resolution.
- Assigned fund balance represents amounts that are constrained by the expressed intent to use resources for specific purposes that do not meet the criteria to be classified as restricted or committed. Intent can be stipulated by the governing body or by an official to whom that authority has been given by the governing body.
- Unassigned fund balance is the residual classification of the General Fund. Only the General Fund may report a positive unassigned fund balance. Other governmental funds would report any negative residual fund balance as unassigned.

The District has approved the following order of spending regarding fund balance categories: Restricted resources are spent first when both restricted and unrestricted (committed, assigned or unassigned) resources are available for expenditures. When unrestricted resources are spent, the order of spending is committed (if applicable), assigned (if applicable) and unassigned.

There were no committed fund balances as of June 30, 2024.

2. CASH AND INVESTMENTS

DEPOSITS

Deposits with financial institutions are comprised of bank demand deposits. The total bank balance per the bank statements is \$4,094,786, of which \$307,024 is covered by federal depository insurance. The remainder is covered by the collateral held in a multiple financial institutions collateral pool administered by the Oregon State Treasurer. The insurance and collateral requirements for deposits are established by banking regulations and Oregon law. State statutes (ORS 295.002) allow public officials to deposit public funds in one or more depositories currently qualified pursuant to ORS 295.001 to 295.108. As long as the bank depository has entered into an agreement (ORS 295.008(2)(b)) and has deposited securities pursuant to state statutes (ORS 295.015(1)), there may be deposits at any one bank depository and its branches, a sum in excess of the amount insured by the Federal Deposit Insurance Corporation.

MILTON-FREEWATER SCHOOL DISTRICT
 UMATILLA COUNTY, OREGON

NOTES TO BASIC FINANCIAL STATEMENTS

2. CASH AND INVESTMENTS (CONTINUED)

INVESTMENTS

State statutes governing cash management are followed. Statutes authorize investing in banker's acceptances, time certificates of deposit, repurchase agreements, obligations of the United States and its agencies and instrumentalities, and the Oregon State Treasurer's Local Government Investment Pool.

Investments in the Local Government Investment Pool (LGIP) are included in the Oregon Short-Term Fund, which is an external investment pool that is not a 2a-7-like external investment pool, and is not registered with the U.S. Securities and Exchange Commission as an investment company. Fair value of the LGIP is calculated at the same value as the number of pool shares owned. The unit of account is each share held, and the value of the position would be the fair value of the pool's share price multiplied by the number of shares held. Investments in the Short-Term Fund are governed by ORS 294.135, Oregon Investment Council, and portfolio guidelines issued by the Oregon Short-Term Fund Board, which establish diversification percentages and specify the types and maturities of investments. The portfolio guidelines permit securities lending transactions as well as investments in repurchase agreements and reverse repurchase agreements. The fund's compliance with all portfolio guidelines can be found in their annual report when issued.

The LGIP seeks to exchange shares at \$1.00 per share; an investment in the LGIP is neither insured nor guaranteed by the FDIC or any other government agency. Although the LGIP seeks to maintain the value of share investments at \$1.00 per share, it is possible to lose money by investing in the pool. We intend to measure these investments at book value since it approximates fair value. The pool is comprised of a variety of investments. These investments are characterized as a level 2 fair value measurement in the Oregon Short Term Fund's audited financial report. Amounts in the State Treasurer's Local Government Investment Pool are not required to be collateralized. The audited financial reports of the Oregon Short Term Fund can be found here:

[http://www.oregon.gov/treasury/Divisions/Investment/Pages/Oregon-Short-Term-Fund-\(OSTF\).aspx](http://www.oregon.gov/treasury/Divisions/Investment/Pages/Oregon-Short-Term-Fund-(OSTF).aspx)

If the link has expired please contact the Oregon Short Term Fund directly.

Cash and Investments at June 30, 2024 (recorded at fair value) consisted of:

Local Government Investment Pool	\$	1,084,122
Demand Deposits		<u>3,977,520</u>
Total	\$	<u><u>5,061,642</u></u>

There were the following investments and maturities at June 30, 2024:

Investment Type	Fair Value	Investment Maturities (in months)		
		Less than 3	3-17	18-59
State Treasurer's Investment Pool	\$ 1,084,122	\$ 1,084,122	\$ -	\$ -
Total	\$ 1,084,122	\$ 1,084,122	\$ -	\$ -

MILTON-FREEWATER SCHOOL DISTRICT
UMATILLA COUNTY, OREGON

NOTES TO BASIC FINANCIAL STATEMENTS

2. CASH AND INVESTMENTS (CONTINUED)

Credit Risk – Deposits

In the case of deposits, this is the risk that in the event of a bank failure, deposits may not be returned. The District does not have a deposit policy for custodial credit risk. As of June 30, 2024, none of the bank balance was exposed to custodial credit risk because it was fully insured.

Interest Rate Risk

Oregon Revised Statutes require investments to not exceed a maturity of 18 months, except when the local government has adopted a written investment policy that was submitted to and reviewed by the OSTFB. There are no investments that have a maturity date beyond three months.

Credit Risk – Investments

Oregon Revised Statutes does not limit investments as to credit rating for securities purchased from US Government Agencies or USGSE. The State Investment Pool is not rated.

Concentration of Credit Risk

At June 30, 2024, 100% of total investments were in the State Treasurer’s Investment Pool. State statutes do not limit the percentage of investments in this instrument.

3. ACCOUNTS/GRANTS RECEIVABLE

Special revenue fund grants receivable are comprised of claims for reimbursement of costs under various federal and state grant programs. Property taxes are levied and become a lien on all taxable property as of January 1. Taxes unpaid and outstanding on May 16 are considered delinquent. No allowance for uncollectible accounts has been recorded because all receivables are considered by management to be collectible.

	<u>General Fund</u>	<u>Special Revenue Fund</u>	<u>Debt Service Fund</u>	<u>Capital Projects Fund</u>	<u>Total</u>
Property Taxes	\$ 267,976	\$ -	\$ 62,293	\$ -	\$ 330,269
Accounts Receivable	127,055	3,969,394	-	-	4,096,449
Total	<u>\$ 395,031</u>	<u>\$ 3,969,394</u>	<u>\$ 62,293</u>	<u>\$ -</u>	<u>\$ 4,426,718</u>

MILTON-FREEWATER SCHOOL DISTRICT
UMATILLA COUNTY, OREGON

NOTES TO BASIC FINANCIAL STATEMENTS

4. CAPITAL ASSETS

Capital assets activity for the year was as follows:

	Balance July 1, 2023	Additions	Deletions	Balance June 30, 2024
Capital assets not being depreciated:				
Land & Land Improvements	\$ 4,433,893	\$ -	\$ (118,557)	\$ 4,315,336
Construction In Progress	2,760,819	-	(2,760,819)	-
Total capital assets not being depreciated	<u>7,194,712</u>	<u>-</u>	<u>(2,879,376)</u>	<u>4,315,336</u>
Capital assets being depreciated/amortized:				
Buildings and Improvements	82,053,422	4,352,585	(179,330)	86,226,677
Leases - Right to Use	130,160	31,275	(17,485)	143,950
Subscriptions - Right to Use	110,703	153,007	-	263,710
Vehicles & Equipment	3,301,730	614,574	(25,700)	3,890,604
Total capital assets being depreciated/amortized:	<u>85,596,015</u>	<u>5,151,441</u>	<u>(222,515)</u>	<u>90,524,941</u>
Less total accumulated depreciation/amortization for:				
Buildings and Improvements	52,231,230	1,472,675	(175,466)	53,528,439
Leases - Right to Use	37,523	24,370	(17,485)	44,408
Subscriptions - Right to Use	32,682	59,804	-	92,486
Vehicles & Equipment	2,167,791	378,787	(26,442)	2,520,136
Total accumulated depreciation/amortization	<u>54,469,226</u>	<u>1,935,636</u>	<u>(219,393)</u>	<u>56,185,469</u>
Total capital assets being depreciated/amortized, net	<u>31,126,789</u>	<u>3,215,805</u>	<u>(3,122)</u>	<u>34,339,472</u>
Total Capital Assets, Net	<u>\$ 38,321,501</u>			<u>\$ 38,654,808</u>
Depreciation/amortization by Function				
Instruction	\$ 1,135,827			
Support	703,200			
Enterprise and Community Service	96,609			
Total	<u>\$ 1,935,636</u>			

5. LONG-TERM OBLIGATIONS

A summary of debt transactions of the year ended June 30, 2024 is as follows:

Issue Date	Original Issue	Outstanding 7/1/23	Issued	Matured and Redeemed	Outstanding 6/30/24	Due Within One Year
Bonds						
2002 - Limited Pension Bond, PERS	\$ 6,124,639	\$ 3,160,000	\$ -	\$ 585,000	\$ 2,575,000	\$ 655,000
2003 - Limited Pension Bond, PERS	7,189,061	3,750,001	-	695,000	3,055,001	775,000
2021 - Limited Pension Bond, PERS	2,795,000	7,740,000	-	280,000	7,460,000	295,000
2016 GO Bond	12,500,000	10,330,000	-	460,000	9,870,000	505,000
Direct Borrowings and Placements:						
Notes Payable		128,347	-	39,793	88,554	41,217
Other Debt:						
Leased Equipment	-	100,024	31,275	27,225	104,074	28,594
Subscriptions	-	77,452	23,599	39,699	61,352	33,177
Premium	2,046,053	1,195,177	-	147,719	1,047,458	-
Total Long-Term Liabilities		<u>\$ 26,481,001</u>	<u>\$ 54,874</u>	<u>\$ 2,274,436</u>	<u>\$ 24,261,439</u>	<u>\$ 2,332,988</u>

MILTON-FREEWATER SCHOOL DISTRICT
UMATILLA COUNTY, OREGON

NOTES TO BASIC FINANCIAL STATEMENTS

5. LONG-TERM OBLIGATIONS (CONTINUED)

BONDS

2002, 2003, and 2021 PERS Bond and Refunding

Bond proceeds of the PERS bonds were paid to the Oregon Public Employees Retirement System (OPERS) and placed in a separate investment account (a “side account”) for the benefit of the District. The investment earnings of this account reduce the amount due to OPERS by the District, resulting in a reduction of the OPERS rate charge against covered District payroll.

Unlike the District’s general obligation bonds, the 2002/03/21 pension bonds are not covered under the OSBG program. The OSBG does not guarantee payment of principal, premium or interest on pension bonds or other debt that is not a voter-approved general obligation bond.

An intercept agreement with the State of Oregon was required as a condition of issuance; therefore, a portion of the District’s State School Fund support is withheld on a monthly basis and provided to the Series 2002/03/21 Trustee (“Trustee”) for payment of bond principal and interest. The Series 2002/03/21 Pension Bonds are limited tax bonds and pension bond payments are not subject to acceleration even in default. In the event of a default by one or more issuers of the series, the Trustee may exercise any remedy available at law or in equity; however, each series 2002/03/21 issuer is responsible solely for its own pension bond payments and related fees or charges.

The District’s obligations under the 2002/03/21 pension bond issuance shall terminate if and when the following has occurred:

- Prepayment in full of the District’s Series 2002/03/21 Pension Bonds
- Legal defeasance of the District’s Series 2002/03/21 Pension Bond obligations

2016 General Obligation Bond

The District’s General Obligation Bond principal and interest payments are guaranteed under the Oregon School Bond Guaranty (OSBG) program. Article XI-K of the Constitution of the State of Oregon allows the State to guarantee the general obligation bonded indebtedness of school districts, education service districts, and community college districts in order to secure lower interest costs on general obligation bonds of such districts. Payment of the principal of and interest on the bonds when due is guaranteed by the full faith and credit of the State under the provisions of the Oregon School Bond Guaranty Act – Oregon Revised Statutes (ORS) 328.321 to 328.356.

The Debt Management Division of the Office of the State Treasurer administers the OSBG program. If the District were to fail to transfer sufficient moneys to meet a scheduled debt service payment to the bond paying agent at least 15 days before the payment due date, the Treasurer’s Office would step in to make the required transfer on or before the scheduled payment date. The Treasurer’s Office would then seek to recover from the District the amount transferred by:

- Intercepting any payments from the General Fund, the State School Fund, the income of the Common School Fund and any other source of operating moneys provided by or through the State to the District, and;
- Exercising the rights of a secured creditor in any money or assets pledged by the District to secure its reimbursement obligation to the State.

MILTON-FREEWATER SCHOOL DISTRICT
UMATILLA COUNTY, OREGON

NOTES TO BASIC FINANCIAL STATEMENTS

5. LONG-TERM OBLIGATIONS (CONTINUED)

BONDS (CONTINUED)

The authority of the Treasurer's Office to intercept payments under the OSBG Act has priority over all claims against money provided by the State to the District, including any claim based on a funds diversion agreement under ORS 238.698.

DIRECT BORROWINGS AND PLACEMENTS

2012 and 2016 Oregon Department of Energy Loans

The District entered a loan with the Oregon Department of Energy in 2012 and 2016 in order to purchase a new HVAC system and other energy upgrades. In the event of a default, the Department may cease disbursements, accelerate maturity date, pay liens with undisbursed proceeds, foreclose lien against collateral, pursue and exercise any other remedy available by law. The loan will terminate once all borrowings and obligations are fulfilled and payment is made in full. The Department may accelerate maturity date and declare unpaid principal and interest due immediately as the result of legislature and loan agreement voided. The HVAC system and energy upgrades may be used as collateral in case of default.

Future maturities of unmatured bond principal and interest for fiscal years ending June 30 are as follows:

Fiscal Year Ended	2002 PERS Bond		2003 PERS Bond	
	Principal	Interest	Principal	Interest
2025	\$ 655,000	\$ 142,912	\$ 775,000	\$ 173,524
2026	730,000	106,560	865,000	129,504
2027	810,000	66,046	960,000	80,372
2028	380,000	21,090	455,001	25,841
	<u>\$ 2,575,000</u>	<u>\$ 336,608</u>	<u>\$ 3,055,001</u>	<u>\$ 409,241</u>

Fiscal Year Ended	2016 GO Bond		Notes Payables		2021 PERS Bond	
	Principal	Interest	Principal	Interest	Principal	Interest
2025	\$ 505,000	\$ 394,800	\$ 41,217	\$ 2,435	\$ 295,000	\$ 166,660
2026	550,000	374,600	37,991	976	315,000	164,082
2027	600,000	352,600	9,346	119	335,000	160,604
2028	655,000	328,600	-	-	355,000	156,048
2029	710,000	302,400	-	-	380,000	150,617
2030-34	4,520,000	1,035,800	-	-	2,285,000	638,155
2035-39	2,330,000	141,400	-	-	3,125,000	329,656
2040-44	-	-	-	-	370,000	10,712
	<u>\$ 9,870,000</u>	<u>\$ 2,930,200</u>	<u>\$ 88,554</u>	<u>\$ 3,530</u>	<u>\$ 7,460,000</u>	<u>\$ 1,776,534</u>

MILTON-FREEWATER SCHOOL DISTRICT
UMATILLA COUNTY, OREGON

NOTES TO BASIC FINANCIAL STATEMENTS

5. LONG-TERM OBLIGATIONS (CONTINUED)

GOVERNMENTAL ACTIVITIES

LEASES

The District leases a postage machine from Pitney Bowes for \$491 per quarter for 36 months with 5% annual interest. The lease contract expires on June 30, 2026.

The District leases 3 copiers located at Central Middle School, from Leaf Capital Funding LLC for \$432 per month for 60 months with 5% annual interest. The lease contract expires on April 8, 2024.

The District will begin a new lease of 3 copiers located at Central Middle School, from Leaf Capital Funding LLC for \$464 per month for 63 months with 5% annual interest. The lease will begin on July 1, 2024 and expires September 1, 2029.

The District leases 3 copiers located at Ferndale Elementary School, from Leaf Capital Funding LLC for \$426 per month for 60 months with 5% annual interest. The lease contract expires on December 16, 2026.

The District leases 3 copiers located at McLoughlin High School, from Leaf Capital Funding LLC for \$448 per month for 60 months with 5% annual interest. The lease contract expires on November 1, 2026.

The District leases one copier located at the District Office from Leaf Capital Funding LLC for \$219 per month for 60 months with 5% annual interest. The lease contract expires on February 15, 2028

The District leases 2 copiers located at Freewater School from Leaf Capital Funding LLC. Copier 1 is \$144 per month for 60 months with 5% annual interest, expiring September 15, 2027. Copier 2 is \$65 per month for 60 months with 5% annual interest, expiring March 15, 2028.

The District leases 7 copiers located at Gib Olinger Elementary School, from Leaf Capital Funding LLC for \$825 per month for 60 months with 5% annual interest. The lease contract expires on March 15, 2028.

All Leases are included in the Leases – Right to Use on the capital assets schedule.

Future lease payments are as follows:

<u>Fiscal Year Ended</u>	<u>Lease Liabilities</u>	
	<u>Principal</u>	<u>Interest</u>
2025	\$ 28,594	\$ 4,453
2026	29,943	3,102
2027	23,722	1,674
2028	15,083	675
2029	5,353	215
2030-34	1,379	12
Total	<u>\$ 104,074</u>	<u>\$ 10,131</u>

MILTON-FREEWATER SCHOOL DISTRICT
UMATILLA COUNTY, OREGON

NOTES TO BASIC FINANCIAL STATEMENTS

5. LONG-TERM OBLIGATIONS (CONTINUED)

SUBSCRIPTIONS (CONTINUED)

The District subscribes to website software from FinalSite for \$8,250 annually, for five years with a 5.00% annual interest rate. The contract expires June 30, 2027.

The District subscribes to multi-tiered student support software from Edupoint with annually payments for five years, with a 5.00% annual interest rate. Remaining payments range from \$4,925 to \$5,224 annually. The contract expires June 30, 2027.

The District subscribes to absence and substitute tracking software from Frontline for \$14,689 annually for 3 years, with a 5.00% annual interest rate. The contract expires June 30, 2025.

The District subscribed to a transportation software from PowerSchool with annual payments for 3 years, with a 5.00% annual interest rate. The final payment with be \$7,455 paid annually. The contract expired June 30, 2024.

Future subscription payments are as follows:

<u>Fiscal Year Ended</u>	<u>Subscription Liabilities</u>	
	<u>Principal</u>	<u>Interest</u>
2025	\$ 33,177	\$ 3,066
2026	20,318	1,049
2027	7,857	393
Total	<u>\$ 61,352</u>	<u>\$ 4,508</u>

6. DEFINED BENEFIT PENSION PLAN

Plan Description – The Oregon Public Employees Retirement System (PERS) consists of a single cost-sharing multiple-employer defined benefit plan. All benefits of the system are established by the legislature pursuant to Oregon Revised Statute (ORS) Chapters 238 and 238A. Oregon PERS produces an independently audited Annual Comprehensive Financial Report which can be found at:

<https://www.oregon.gov/pers/Documents/Financials/ACFR/2023-ACFR.pdf>

If the link is expired please contact Oregon PERS for this information.

- a. **PERS Pension (Chapter 238).** The ORS Chapter 238 Defined Benefit Plan is closed to new members hired on or after August 29, 2003.
 - i. **Pension Benefits.** The PERS retirement allowance is payable monthly for life. It may be selected from 13 retirement benefit options. These options include survivorship benefits and lump-sum refunds. The basic benefit is based on years of service and final average salary. A percentage (2.0 percent for police and fire employees, and 1.67 percent for general service employees) is multiplied by the number of years of service and the final average salary. Benefits may also be calculated under either a formula plus annuity (for members who were contributing before August 21, 1981) or a money match computation if a greater benefits results.

MILTON-FREEWATER SCHOOL DISTRICT
UMATILLA COUNTY, OREGON

NOTES TO BASIC FINANCIAL STATEMENTS

6. DEFINED BENEFIT PENSION PLAN (CONTINUED)

A member is considered vested and will be eligible at minimum retirement age for a service retirement allowance if he or she has had a contribution in each of five calendar years or has reached at least 50 years of age before ceasing employment with a participating employer (age 45 for police and fire members). General service employees may retire after reaching age 55. Police and fire members are eligible after reaching age 50. Tier 1 general service employee benefits are reduced if retirement occurs prior to age 58 with fewer than 30 years of service. Police and fire member benefits are reduced if retirement occurs prior to age 55 with fewer than 25 years of service. Tier 2 members are eligible for full benefits at age 60. The ORS Chapter 238 Defined Benefit Pension Plan is closed to new members hired on or after August 29, 2003.

- ii. **Death Benefits.** Upon the death of a non-retired member, the beneficiary receives a lump-sum refund of the member's account balance (accumulated contributions and interest). In addition, the beneficiary will receive a lump-sum payment from employer funds equal to the account balance, provided one or more of the following contributions are met:
 - member was employed by PERS employer at the time of death,
 - member died within 120 days after termination of PERS covered employment,
 - member died as a result of injury sustained while employed in a PERS-covered job, or
 - member was on an official leave of absence from a PERS-covered job at the time of death.
- iii. **Disability Benefits.** A member with 10 or more years of creditable service who becomes disabled from other than duty-connected causes may receive a non-duty disability benefit. A disability resulting from a job-incurred injury or illness qualifies a member (including PERS judge members) for disability benefits regardless of the length of PERS-covered service. Upon qualifying for either a non-duty or duty disability, service time is computed to age 58 (55 for police and fire members) when determining the monthly benefit.
- iv. **Benefit Changes After Retirement.** Members may choose to continue participation in their variable account after retiring and may experience annual benefit fluctuations due to changes in the fair value of the underlying global equity investments of that account. Under ORS 238.360 monthly benefits are adjusted annually through cost-of-living changes (COLA). The COLA is capped at 2.0 percent.

OPSRP Pension Program (OPSRP DB). The ORS Chapter 238A Defined Benefit Pension Program provides benefits to members hired on or after August 29, 2003.

- i. **Pension Benefits.** This portion of OPSRP provides a life pension funded by employer contributions. Benefits are calculated with the following formula for members who attain normal retirement age:

Police and fire: 1.8 percent is multiplied by the number of years of service and the final average salary. Normal retirement age for police and fire members is age 60 or age 53 with 25 years of retirement credit. To be classified as a police and fire member, the individual must have been employed continuously as a police and fire member for at least five years immediately preceding retirement.

General service: 1.5 percent is multiplied by the number of years of service and the final average salary. Normal retirement age for general service members is age 65, or age 58 with 30 years of retirement credit.

A member of the pension program becomes vested on the earliest of the following dates: the date the member completes 600 hours of service in each of five calendar years, the date the member reaches normal retirement age, and, if the pension program is terminated, the date on which termination becomes effective.

MILTON-FREEWATER SCHOOL DISTRICT
UMATILLA COUNTY, OREGON

NOTES TO BASIC FINANCIAL STATEMENTS

6. DEFINED BENEFIT PENSION PLAN (CONTINUED)

- ii. **Death Benefits.** Upon the death of a non-retired member, the spouse or other person who is constitutionally required to be treated in the same manner as the spouse, receives for life 50 percent of the pension that would otherwise have been paid to the deceased member. The surviving spouse may elect to delay payment of the death benefit, but payment must commence no later than December 31 of the calendar year in which the member would have reached 70½ years.
- iii. **Disability Benefits.** A member who has accrued 10 or more years of retirement credits before the member becomes disabled or a member who becomes disabled due to job-related injury shall receive a disability benefit of 45 percent of the member’s salary determined as of the last full month of employment before the disability occurred.

Contributions – PERS funding policy provides for monthly employer contributions at actuarially determined rates. These contributions, expressed as a percentage of covered payroll, are intended to accumulate sufficient assets to pay benefits when due. The funding policy applies to the PERS Defined Benefit Plan and the Other Postemployment Benefit Plans. Employer contribution rates during the period were based on the December 31, 2022 actuarial valuation, which became effective July 1, 2023. The state of Oregon and certain schools, community colleges, and political subdivision have made unfunded actuarial liability payments and their rates have been reduced. Employer contributions for the year ended June 30, 2024 were \$2,715, excluding amounts to fund employer specific liabilities. In addition approximately \$700,017 in employee contributions were paid or picked up by the District in fiscal 2024. At June 30, 2024, the District reported a net pension liability of \$4,057,763 for its proportionate share of the net pension liability. The pension liability was measured as of June 30, 2023, and the total pension liability used to calculate the net pension liability was determined by an actuarial valuation dated December 31, 2021. The District’s proportion of the net pension liability was based on a projection of the District’s long-term share of contributions to the pension plan relative to the projected contributions of all participating employers, actuarially determined. As of the measurement date of June 30, 2023 and 2022, the District’s proportion was .022 percent and .044 percent, respectively. Pension expense for the year ended June 30, 2024 was \$1,453,414.

The rates in effect for the year ended June 30, 2024 were:

- (1) Tier 1/Tier 2 – 0.76%
- (2) OPSRP general services – -2.08%

	Deferred Outflow of Resources	Deferred Inflow of Resources
	\$	\$
Difference between expected and actual experience	198,437	16,089
Changes in assumptions	360,468	2,688
Net difference between projected and actual earnings on pension plan investments	72,935	-
Net changes in proportionate share	455,582	4,676,099
Differences between contributions and proportionate share of contributions	4,056,917	973,782
Subtotal - Amortized Deferrals (below)	5,144,339	5,668,658
Contributions subsequent to measuring date	2,715	-
Deferred outflow (inflow) of resources	\$ 5,147,054	\$ 5,668,658

MILTON-FREEWATER SCHOOL DISTRICT
UMATILLA COUNTY, OREGON

NOTES TO BASIC FINANCIAL STATEMENTS

6. DEFINED BENEFIT PENSION PLAN (CONTINUED)

The amount of contributions subsequent to the measurement date will be included as a reduction of the net pension liability in the fiscal year ended June 30, 2025.

Amounts reported as deferred outflows or inflows of resources related to pension will be recognized in pension expense as follows:

<u>Year ending June 30,</u>	<u>Amount</u>
2025	\$ (37,858)
2026	(296,319)
2027	316,391
2028	(224,275)
2029	(282,259)
Thereafter	-
Total	<u><u>\$ (524,320)</u></u>

All assumptions, methods and plan provisions used in these calculations are described in the Oregon PERS system-wide GASB 68 reporting summary dated February 1, 2024. Oregon PERS produces an independently audited ACFR which can be found at:

<https://www.oregon.gov/pers/Documents/Financials/ACFR/2023-ACFR.pdf>

Actuarial Valuations – The employer contribution rates effective July 1, 2023 through June 30, 2025, were set using the entry age normal actuarial cost method. For the Tier One/Tier Two component of the PERS Defined Benefit Plan, this method produced an employer contribution rate consisting of (1) an amount for normal cost (estimated amount necessary to finance benefits earned by employees during the current service year), (2) an amount for the amortization unfunded actuarial accrued liabilities, which are being amortized over a fixed period with new unfunded actuarial liabilities being amortized over 20 years.

For the OPSRP Pension Program component of the PERS Defined Benefit Plan, this method produced an employer rate consisting of (a) an amount for normal cost (the estimated amount necessary to finance benefits earned by the employees during the current service year), (b) an actuarially determined amount for funding a disability benefit component, and (c) an amount for the amortization of unfunded actuarial accrued liabilities, which are being amortized over a fixed period with new unfunded actuarial accrued liabilities being amortized over 16 years.

MILTON-FREEWATER SCHOOL DISTRICT
UMATILLA COUNTY, OREGON

NOTES TO BASIC FINANCIAL STATEMENTS

6. DEFINED BENEFIT PENSION PLAN (CONTINUED)

Actuarial Methods and Assumptions:

Valuation date	December 31, 2021
Experience Study Report	2020, Published July 20, 2021
Actuarial cost method	Entry Age Normal
Amortization method	Level percentage of payroll
Asset valuation method	Fair value
Inflation rate	2.40 percent
Investment rate of return	6.90 percent
Discount rate	6.90 percent
Projected salary increase	3.40 percent
Cost of Living Adjustment	Blend of 2% COLA and graded COLA (1.25%/0.15%) in accordance with <i>Moro</i> decision; blend based on service
Mortality	Healthy retirees and beneficiaries: Pub-2010 Healthy Retiree, sex distinct, generational with Unisex, Social Security Data Scale, with job category adjustments and set-backs as described in the valuation. Active members: Pub-2010 Employee, sex distinct, generational with Unisex, Social Security Data Scale, with job category adjustments and set-backs as described in the valuation. Disabled retirees: Pub-2010 Disabled Retiree, sex distinct, generational with Unisex, Social Security Data Scale, with job category adjustments and set-backs as described in the valuation.

Actuarial valuations of an ongoing plan involve estimates of value of reported amounts and assumptions about the probability of events far into the future. Actuarially determined amounts are subject to continual revision as actual results are compared to past expectations and new estimates are made about the future. Experience studies are performed as of December 31 of even numbered years. The method and assumptions shown are based on the 2020 Experience Study which is reviewed for the four-year period ending December 31, 2020.

Assumed Asset Allocation:

Asset Class/Strategy	Low Range	High Range	OIC Target
Debt Securities	20.0%	30.0%	25.0%
Public Equity	22.5%	32.5%	27.5%
Real Estate	9.0%	16.5%	12.5%
Private Equity	17.5%	27.5%	20.0%
Real Assets	2.5%	10.0%	7.5%
Diversifying Strategies	2.5%	10.0%	7.5%
Opportunity Portfolio	0.0%	5.0%	0.0%
Total			100.0%

(Source: June 30, 2023 PERS ACFR; p. 125)

MILTON-FREEWATER SCHOOL DISTRICT
UMATILLA COUNTY, OREGON

NOTES TO BASIC FINANCIAL STATEMENTS

6. DEFINED BENEFIT PENSION PLAN (CONTINUED)

Long-Term Expected Rate of Return:

To develop an analytical basis for the selection of the long-term expected rate of return assumption, in January 2023 the PERS Board reviewed long-term assumptions developed by both Milliman’s capital market assumptions team and the Oregon Investment Council’s (OIC) investment advisors. The table below shows Milliman’s assumptions for each of the asset classes in which the plan was invested at that time based on the OIC long-term target asset allocation. The OIC’s description of each asset class was used to map the target allocation to the asset classes shown below. Each asset class assumption is based on a consistent set of underlying assumptions, and includes adjustment for the inflation assumption. These assumptions are not based on historical returns, but instead are based on a forward-looking capital market economic model.

Asset Class	Target Allocation	Compound Annual (Geometric) Return
Global Equity	27.50%	7.07%
Private Equity	25.50%	8.83%
Core Fixed Income	25.00%	4.50%
Real Estate	12.25%	5.83%
Master Limited Partnerships	0.75%	6.02%
Infrastructure	1.50%	6.51%
Hedge Fund of Funds - Multistrategy	1.25%	6.27%
Hedge Fund Equity - Hedge	0.63%	6.48%
Hedge Fund - Macro	5.62%	4.83%
<i>Assumed Inflation - Mean</i>		2.35%

(Source: June 30, 2023 PERS ACFR; p. 92)

Discount Rate – The discount rate used to measure the total pension liability was 6.90 percent for the Defined Benefit Pension Plan. The projection of cash flows used to determine the discount rate assumed that contributions from the plan members and those of the contributing employers are made at the contractually required rates, as actuarially determined. Based on those assumptions, the pension plan’s fiduciary net position was projected to be available to make all projected future benefit payments of current plan members. Therefore, the long-term expected rate of return on pension plan investments for the Defined Benefit Pension Plan was applied to all periods of projected benefit payments to determine the total pension liability.

Sensitivity of the District’s proportionate share of the net pension liability to changes in the discount rate – the following presents the District’s proportionate share of the net pension liability calculated using the discount rate of 6.90 percent, as well as what the District’s proportionate share of the net pension liability would be if it were calculated using a discount rate that is one percent lower (5.90 percent) or one percent higher (7.90 percent) than the current rate.

	1% Decrease (5.90%)	Discount Rate (6.90%)	1% Increase (7.90%)
Proportionate share of the net pension liability	\$ 6,702,661	\$ 4,057,763	\$ 1,844,264

6. DEFINED BENEFIT PENSION PLAN (CONTINUED)

Changes Subsequent to the Measurement Date

As described above, GASB 67 and GASB 68 require the Total Pension Liability to be determined based on the benefit terms in effect at the Measurement Date. Any changes to benefit terms that occurs after that date are reflected in amounts reported for the subsequent Measurement Date. However, Paragraph 80f of GASB 68 requires employers to briefly describe any changes between the Measurement Date and the employer's reporting date that are expected to have a significant effect on the employer's share of the collective Net Pension Liability, along with an estimate of the resulting change, if available.

There are no changes subsequent to the June 30, 2023 Measurement Date that meet this requirement and thus would require a brief description under the GASB standard.

Deferred Compensation Plan

A deferred compensation plan is available to employees wherein they may execute an individual agreement with the District for amounts earned by them to not be paid until a future date when certain circumstances are met. These circumstances are: termination by reason of resignation, death, disability, or retirement; unforeseeable emergency; or by requesting a de minimis distribution from inactive accounts valued less than \$5,000. Payment to the employee will be made over a period not to exceed 15 years. The deferred compensation plan is one which is authorized under IRC Section 457 and has been approved in its specifics by a private ruling from the Internal Revenue Service. The assets of the plan are held by the administrator for the sole benefit of the plan participants and are not considered assets or liabilities of the District.

OPSRP Individual Account Program (OPSRP IAP)

Plan Description:

Employees of the District are provided with pensions through OPERS. All the benefits of OPERS are established by the Oregon legislature pursuant to Oregon Revised Statute (ORS) Chapters 238 and 238A. Chapter 238 Defined Benefit Pension Plan is closed to new members hired on or after August 29, 2003. Chapter 238A created the Oregon Public Service Retirement Plan (OPSRP), which consists of the Defined Benefit Pension Program and the Individual Account Program (IAP). Membership includes public employees hired on or after August 29, 2003. PERS members retain their existing defined benefit plan accounts, but member contributions are deposited into the member's IAP account. OPSRP is part of OPERS, and is administered by the OPERS Board.

Pension Benefits:

Participants in OPERS defined benefit pension plans also participate in their defined contribution plan. An IAP member becomes vested on the date the employee account is established or on the date the rollover account was established. If the employer makes optional employer contributions for a member, the member becomes vested on the earliest of the following dates: the date the member completes 600 hours of service in each of five calendar years, the date the member reaches normal retirement age, the date the IAP is terminated, the date the active member becomes disabled, or the date the active member dies. Upon retirement, a member of the OPSRP IAP may receive the amounts in his or her employee account, rollover account, and vested employer account as a lump-sum payment or in equal installments over a 5-, 10-, 15-, 20-year period or an anticipated life span option. Each distribution option has a \$200 minimum distribution limit.

Death Benefits:

Upon the death of a non-retired member, the beneficiary receives in a lump sum the member's account balance, rollover account balance, and vested employer optional contribution account balance. If a retired member dies before the installment payments are completed, the beneficiary may receive the remaining installment payments or choose a lump-sum payment.

MILTON-FREEWATER SCHOOL DISTRICT
UMATILLA COUNTY, OREGON

NOTES TO BASIC FINANCIAL STATEMENTS

6. DEFINED BENEFIT PENSION PLAN (CONTINUED)

Contributions:

Employees of the District pay six (6) percent of their covered payroll. Effective July 1, 2020, currently employed Tier 1/Tier 2 and OPSRP members earning \$2,500 or more per month (increased to \$3,333 per month in 2022) will have a portion of their 6 percent monthly IAP contributions redirected to an Employee Pension Stability Account. The Employee Pension Stability Account will be used to pay part of the member's future benefit. Of the 6 percent monthly IAP contribution, Tier 1/Tier 2 will have 2.5 percent redirected to the Employee Pension Stability Account and OPSRP will have 0.75 percent redirected to the Employee Pension Stability Account, with the remaining going to the member's existing IAP account. Members may voluntarily choose to make additional after-tax contributions into their IAP account to make a full 6 percent contribution to the IAP. The District did not make any optional contributions to member IAP accounts for the year ended June 30, 2024.

Additional disclosures related to Oregon PERS not applicable to specific employers are available online, or by contacting PERS at the following address: PO Box 23700 Tigard, OR 97281-3700.

<http://www.oregon.gov/pers/EMP/Pages/GASB.aspx>

7. OTHER POST-EMPLOYMENT BENEFIT PLAN - (RHIA)

Plan Description:

As a member of Oregon Public Employees Retirement System (OPERS) the District contributes to the Retirement Health Insurance Account (RHIA) for each of its eligible employees. RHIA is a cost-sharing multiple-employer defined benefit other postemployment benefit plan administered by OPERS. RHIA pays a monthly contribution toward the cost of Medicare companion health insurance premiums of eligible retirees. Oregon Revised Statute (ORS) 238.420 established this trust fund. Authority to establish and amend the benefit provisions of RHIA reside with the Oregon Legislature. The plan is closed to new entrants after January 1, 2004. OPERS issues a publicly available financial report that includes financial statements and required supplementary information. That report may be obtained by writing to Oregon Public Employees Retirement System, PO Box 23700, Tigard, OR 97281-3700.

Funding Policy:

Because RHIA was created by enabling legislation (ORS 238.420), contribution requirements of the plan members and the participating employers were established and may be amended only by the Oregon Legislature. ORS require that an amount equal to \$60 dollars or the total monthly cost of Medicare companion health insurance premiums coverage, whichever is less, shall be paid from the Retirement Health Insurance Account established by the employer, and any monthly cost in excess of \$60 dollars shall be paid by the eligible retired member in the manner provided in ORS 238.410. To be eligible to receive this monthly payment toward the premium cost the member must: (1) have eight years or more of qualifying service in OPERS at the time of retirement or receive a disability allowance as if the member had eight years or more of creditable service in OPERS, (2) receive both Medicare Parts A and B coverage, and (3) enroll in an OPERS-sponsored health plan. A surviving spouse or dependent of a deceased OPERS retiree who was eligible to receive the subsidy is eligible to receive the subsidy if he or she (1) is receiving a retirement benefit or allowance from OPERS or (2) was insured at the time the member died and the member retired before May 1, 1991.

MILTON-FREEWATER SCHOOL DISTRICT
UMATILLA COUNTY, OREGON

NOTES TO BASIC FINANCIAL STATEMENTS

7. OTHER POST-EMPLOYMENT BENEFIT PLAN - (RHIA) (CONTINUED)

Participating districts are contractually required to contribute to RHIA at a rate assessed each year by OPERS, and the District currently contributes 0.05% of annual covered OPERF payroll and 0.00% of OPSRP payroll under a contractual requirement in effect until June 30, 2024. Consistent with GASB Statement 75, the OPERS Board of Trustees sets the employer contribution rates as a measure of the proportionate relationship of the employer to all employers consistent with the manner in which contributions to the OPEB plan are determined. The basis for the employer's portion is determined by comparing the employer's actual, legally required contributions made during the fiscal year to the plan with the total actual contributions made in the fiscal year of all employers. The District's contributions to RHIA for the years ended June 30, 2022, 2023 and 2024 were \$572, \$1,503, and \$302, respectively, which equaled the required contributions each year.

At June 30, 2024, the District reported a net OPEB liability/(asset) of \$(279,308) for its proportionate share of the net OPEB liability/(asset). The OPEB liability/(asset) was measured as of June 30, 2023, and the total OPEB liability/(asset) used to calculate the net OPEB liability/(asset) was determined by an actuarial valuation as of December 31, 2021. Consistent with GASB Statement No. 75, paragraph 59(a), the District's proportion of the net OPEB liability/(asset) is determined by comparing the employer's actual, legally required contributions made during the fiscal year to the Plan with the total actual contributions made in the fiscal year of all employers. As of the measurement date of June 30, 2023 and 2022, the District's proportion was .077 percent and .066 percent, respectively. OPEB expense for the year ended June 30, 2024 was \$6,480.

Components of OPEB Expense/(Income):

Employer's proportionate share of collective system OPEB Expense/(Income)	\$ (32,327)
Net amortization of employer-specific deferred amounts from:	
- Changes in proportionate share (per paragraph 64 of GASB 75)	39,236
- Differences between employer contributions and employer's proportionate share of system contributions (per paragraph 65 of GASB 75)	-
Employer's Total OPEB Expense/(Income)	\$ 6,909

Components of Deferred Outflows/Inflows of Resources:

	Deferred Outflow of Resources	Deferred Inflow of Resources
Difference between expected and actual experience	\$ -	\$ 7,012
Changes in assumptions	-	3,012
Net difference between projected and actual earnings on pension plan investments	792	-
Net changes in proportionate share	3,718	17,850
Differences between contributions and proportionate share of contributions	-	-
Subtotal - Amortized Deferrals (below)	4,510	27,874
Contributions subsequent to measuring date	302	-
Deferred outflow (inflow) of resources	\$ 4,812	\$ 27,874

MILTON-FREEWATER SCHOOL DISTRICT
UMATILLA COUNTY, OREGON

NOTES TO BASIC FINANCIAL STATEMENTS

7. OTHER POST-EMPLOYMENT BENEFIT PLAN - (RHIA) (CONTINUED)

The amount of contributions subsequent to the measurement date will be included as a reduction of the net OPEB liability/(asset) in the fiscal year ended June 30, 2025.

Amounts reported as deferred outflows or inflows of resources related to OPEB will be recognized in OPEB expense as follows:

Year ending June 30,	Amount
2025	\$ (22,765)
2026	(14,622)
2027	10,322
2028	3,702
2029	-
Thereafter	-
Total	\$ (23,363)

All assumptions, methods and plan provisions used in these calculations are described in the Oregon PERS Retirement Health Insurance Account Cost-Sharing Multiple-Employer Other Postemployment Benefit (OPEB) Plan Schedules of Employer Allocations and OPEB Amounts by Employer report, as of and for the Year Ended June 30, 2024. That independently audited report was dated February 1, 2024 and can be found at:

<https://www.oregon.gov/pers/emp/Documents/GASB/2023/Oregon%20Public%20Employees%20Retirement%20System%20-%20GASB%2075%20RHIA%20-%20YE%206.30.2023%20-%20SECURED.pdf>

Actuarial Methods and Assumptions:

Valuation Date	December 31, 2021
Experience Study Report	2020, Published July 20, 2021
Actuarial cost method	Entry Age Normal
Inflation rate	2.40 percent
Investment rate of return	6.90 percent
Discount rate	6.90 percent
Projected salary increase	3.40 percent
Retiree healthcare participation	Healthy retirees: 27.5%; Disabled retirees: 15%
Mortality	Healthy retirees and beneficiaries: Pub-2010 Healthy Retiree, sex distinct, generational with Unisex, Social Security Data Scale, with job category adjustments and set-backs as described in the valuation. Active members: Pub-2010 Employee, sex distinct, generational with Unisex, Social Security Data Scale, with job category adjustments and set-backs as described in the valuation. Disabled retirees: Pub-2010 Disabled Retiree, sex distinct, generational with Unisex, Social Security Data Scale, with job category adjustments and set-backs as described in the valuation.

MILTON-FREEWATER SCHOOL DISTRICT
UMATILLA COUNTY, OREGON

NOTES TO BASIC FINANCIAL STATEMENTS

7. OTHER POST-EMPLOYMENT BENEFIT PLAN - (RHIA) (CONTINUED)

Actuarial valuations of an ongoing plan involve estimates of value of reported amounts and assumptions about the probability of events far into the future. Actuarially determined amounts are subject to continual revision as actual results are compared to past expectations and new estimates are made about the future. Experience studies are performed as of December 31 of even numbered years. The method and assumptions shown are based on the 2020 Experience Study which is reviewed for the four-year period ending December 31, 2020.

Discount Rate:

The discount rate used to measure the total OPEB liability as of the measurement date of June 30, 2023 was 6.90 percent. The projection of cash flows used to determine the discount rate assumed that contributions from contributing employers are made at the contractually required rates, as actuarially determined. Based on those assumptions, the RHIA plan's fiduciary net position was projected to be available to make all projected future benefit payments of current plan members. Therefore, the long-term expected rate of return on OPEB plan investments for the RHIA plan was applied to all periods of projected benefit payments to determine the total OPEB liability.

Long-Term Expected Rate of Return:

To develop an analytical basis for the selection of the long-term expected rate of return assumption, in January 2023 the PERS Board reviewed long-term assumptions developed by both Milliman's capital market assumptions team and the Oregon Investment Council's (OIC) investment advisors. The table below shows Milliman's assumptions for each of the asset classes in which the plan was invested at that time based on the OIC long-term target asset allocation. The OIC's description of each asset class was used to map the target allocation to the asset classes shown below. Each asset class assumption is based on a consistent set of underlying assumptions, and includes adjustment for the inflation assumption. These assumptions are not based on historical returns, but instead are based on a forward-looking capital market economic model.

Asset Class	Target Allocation	Compound Annual (Geometric) Return
Global Equity	27.50%	7.07%
Private Equity	25.50%	8.83%
Core Fixed Income	25.00%	4.50%
Real Estate	12.25%	5.83%
Master Limited Partnerships	0.75%	6.02%
Infrastructure	1.50%	6.51%
Hedge Fund of Funds - Multistrategy	1.25%	6.27%
Hedge Fund Equity - Hedge	0.63%	6.48%
Hedge Fund - Macro	5.62%	4.83%
<i>Assumed Inflation - Mean</i>		2.35%

(Source: June 30, 2023 PERS ACFR; p. 92)

MILTON-FREEWATER SCHOOL DISTRICT
UMATILLA COUNTY, OREGON

NOTES TO BASIC FINANCIAL STATEMENTS

7. OTHER POST-EMPLOYMENT BENEFIT PLAN - (RHIA) (CONTINUED)

Sensitivity of the District’s proportionate share of the net OPEB liability/(asset) to changes in the discount rate – The following presents the District’s proportionate share of the net OPEB liability/(asset) calculated using the discount rate of 6.90 percent, as well as what the District’s proportionate share of the net pension liability would be if it were calculated using a discount rate that is one percent lower (5.90 percent) or one percent higher (7.90 percent) than the current rate.

	1% Decrease (5.90%)	Discount Rate (6.90%)	1% Increase (7.90%)
Proportionate share of the net OPEB liability (asset)	\$ (253,892)	\$ (279,308)	\$ (301,115)

Changes Subsequent to the Measurement Date

There are no changes subsequent to the June 30, 2023 Measurement Date that meet this requirement and thus would require a brief description under the GASB standard.

8. OTHER POST-EMPLOYMENT BENEFITS

Plan Description

The District operates a single-employer retiree benefit plan that provides postemployment health, dental and vision insurance benefits to eligible employees and their spouses. There are active and retired members in the plan. All classes of employee are eligible to continue coverage upon retirement. Qualified spouses domestic partners, and children may qualify for coverage. Coverage for retirees and eligible dependents continues until Medicare eligibility for each individual (or until dependent children become ineligible).

Benefits and eligibility for members are established through the collective bargaining agreements. The postretirement healthcare plan is established in accordance with Oregon Revised Statutes (ORS) 243.303. ORS stipulated that for the purpose of establishing healthcare premiums, the rate must be based on all plan members, including both active employees and retirees. The difference between retiree claims cost, which because of the effect of age is generally higher in comparison to all plan members, and the amount of retiree healthcare premiums represents the District’s implicit employer contribution. The District did not establish an irrevocable trust (or equivalent arrangement) to account for the plan.

Funding Policy

The benefits from this program are paid by the District on a self-pay basis and the required contribution is based on projected pay-as-you go financing requirements. There is not obligation on the part of the District to fund these benefits in advance.

Actuarial Methods and Assumptions

The District engaged an actuary to perform an evaluation as of June 30, 2022 using entry age normal, level percent of salary Actuarial Cost Method. The Single Employer Pension Plan liability was determined using the following actuarial assumptions, applied to all periods including the measurement:

MILTON-FREEWATER SCHOOL DISTRICT
UMATILLA COUNTY, OREGON

NOTES TO BASIC FINANCIAL STATEMENTS

8. OTHER POST-EMPLOYMENT BENEFITS (CONTINUED)

Discount Rate per year		3.50%
General Inflation Rate per year		2.00%
Salary Scale per year		3.00%
Annual Medical Premium increase rate	2022-23	3.50%
Increasing by 0.5% per year until 2028	2027-2028	6.00%
Decreasing by 0.1% per year until 2042+	2042+	4.50%

Mortality rates were based on the Pub-2010 Teachers Table, separate employee/health annuitant, sex distinct, generation, no setback. Mortality rates for active male participants are 125% of the rates, and for active female participants are 100% of the rates.

Turnover rates were based on percentages developed for the valuation of benefits under Oregon PERS and vary by years of service.

Disability rates were based on the percentages developed for the valuation benefits under Oregon PERS and vary by employee age.

Retirement rates were calculated based on age and years of service with the assumption that are 60% are to remain enrolled and 50% of retirees electing coverage will cover a spouse as well.

Changes in OPEB Liability

	2024	2023	2022
Balance at Beginning of Year	\$ 1,376,160	\$ 1,358,727	\$ 2,279,106
Changes for the Year:			
Service Cost	83,777	80,944	124,788
Interest	48,937	48,430	52,364
Differences Between Expected and Actual Experience	626,307	-	(283,905)
Changes of Assumptions or Other Input	(269,739)	-	(660,411)
Benefit Payments	(123,503)	(111,941)	(153,215)
Net Changes for the Year	365,779	17,433	(920,379)
Total OPEB Liability at end of year	\$ 1,741,939	\$ 1,376,160	\$ 1,358,727

The actuarial combined the explicit and implicit subsidies in determining total OPEB liability.

Sensitivity of the Total Other Post-Employment Benefit Liability to Changes in Discount and Trend Rates:

The following analysis presents the net OPEB liability using a discount rate 4.00%, as well as what the District's net OPEB liability would be if it was calculated using a discount rate that is one percentage point lower (3.00%) or one percentage point higher (4.00%) than the current rate, a similar sensitivity analysis is presented for the changes in the healthcare trend assumption:

MILTON-FREEWATER SCHOOL DISTRICT
UMATILLA COUNTY, OREGON

NOTES TO BASIC FINANCIAL STATEMENTS

8. OTHER POST-EMPLOYMENT BENEFITS (CONTINUED)

June 30, 2024	1%	Current	1%
	<u>Decrease</u>	<u>Discount Rate</u>	<u>Increase</u>
Total OPEB Liability	\$ 1,853,521	\$ 1,741,939	\$ 1,635,136

June 30, 2024	1%	Current	1%
	<u>Decrease</u>	<u>Trend Rate</u>	<u>Increase</u>
Total OPEB Liability	\$ 1,593,950	\$ 1,741,939	\$ 1,913,959

Deferred Outflows of Resources and Deferred Inflows of Resources Related to OPEB Benefits

The District reports information on deferred outflows and deferred inflows of resources at year end as well as a schedule of amounts of those deferred outflows of resources and deferred inflows of resources that will be recognized in other post-employment benefit expense for the following five years.

	<u>Deferred Outflow of Resources</u>	<u>Deferred Inflow of Resources</u>
Difference between expected and actual experience	\$ 587,914	\$ 177,441
Changes in assumptions	95,156	648,780
Deferred outflow (inflow) of resources	<u>\$ 683,070</u>	<u>\$ 826,221</u>

Amounts reported as deferred outflows or inflow of resources related to pension will be recognized in pension expense as follows:

<u>Year ending June 30,</u>	<u>Amount</u>
2025	\$ 14,277
2026	(49,813)
2027	(49,818)
2028	(73,468)
2029	(73,472)
Thereafter	89,142
Total	<u>\$ (143,152)</u>

9. COMMITMENTS AND CONTINGENCIES

Amounts received or receivable from grantor agencies are subject to audit and adjustment by grantor agencies, principally the federal government. Any disallowed claims, including amounts already collected, may constitute a liability of the applicable funds. The amount, if any, of expenditures which may be disallowed by the grantor cannot be determined at this time although the District expects such amount, if any to be immaterial.

A substantial portion of operating funding is received from the State of Oregon. State funding is determined through state wide revenue projections that are paid to individual school districts based on pupil counts and other factors in the state school fund revenue formula. Since these projections and pupil counts fluctuate, there can be increases or decreases in revenue. Due to these future uncertainties at the state level, the future effect on operations cannot be determined.

MILTON-FREEWATER SCHOOL DISTRICT
UMATILLA COUNTY, OREGON

NOTES TO BASIC FINANCIAL STATEMENTS

10. RISK MANAGEMENT

The District is exposed to various risks of loss related to limited torts; theft of, damage to and destruction of assets; errors and omissions and natural disasters. The District has joined with other school districts in the state, which are participating members of United Schools Insurance Program of Oregon, a public entity risk pool currently operating as a common risk management and insurance program for member governments. The District has an annually renewable contract to pay United Schools Insurance Program of Oregon an annual premium for its general liability, property liability, automobile liability, boiler and machinery, comprehensive crime, and umbrella insurance coverage.

The District carries commercial insurance for all other losses, including workers' compensation and employee health and accident insurance. Premiums to the health insurance company are paid through a combination of employer contributions and payroll withholdings for eligible employees. The District came under the State Unemployment Act as of July 1, 1974. The District has elected to pay State Unemployment insurance to the State of Oregon to pay for any claims paid to former employees. There have been no significant reductions in coverage from the prior years and settlements have not exceeded insurance coverage in the past three years.

11. INTERFUND TRANSFERS AND INTERFUND RECEIVABLES AND PAYABLES

Interfund transfers for the year ended June 30, 2024 were as follows:

	<u>Transfers Out</u>	<u>Transfers In</u>	<u>Due From</u>	<u>Due To</u>
General Fund	\$ 100,000	\$ -	\$ 2,029,573	\$ -
Special Revenue Fund	-	-	-	2,029,573
Debt Service Fund	-	47,000	-	-
Capital Projects Fund	-	53,000	-	-
	<u>\$ 100,000</u>	<u>\$ 100,000</u>	<u>\$ 2,029,573</u>	<u>\$ 2,029,573</u>

Transfers were made to fund operations in the district.

12. PROPERTY TAX LIMITATIONS

The State of Oregon imposes a constitutional limit on property taxes for schools and non-school government operations. School operations included community colleges, local school districts, and education service districts. The limitation provided that property taxes for school operations are limited to \$5.00 for each \$1,000 of property market value. The limitation does not apply to taxes levied for principal and interest on general obligation bonded debt. The result of this requirement has been that school districts have become more dependent upon state funding and less dependent upon property tax revenues as their major source of operating revenue.

The State further reduced property taxes by replacing the previous constitutional limits on tax bases with a rate and value limit in 1997. This reduction is accomplished by rolling property values back to their 1995-96 values less 10% and limiting future tax value growth of each property to no more than 3% per year, subject to certain exceptions. Taxes levied to support bonded debt are exempted from the reductions. The State Constitution sets restrictive voter approval requirements for most tax and many fee increases and new bond issues, and requires the State to minimize the impact to school districts from the impact of the tax cuts.

MILTON-FREEWATER SCHOOL DISTRICT
UMATILLA COUNTY, OREGON

NOTES TO BASIC FINANCIAL STATEMENTS

13. TAX ABATEMENTS

As of June 30, 2024, the Milton-Freewater School District had tax abatements through two programs: Strategic Investment Program, and the Special Assessment Low Income Housing Program, that impacted their levied taxes.

Strategic Investment (ORS 3285C.600):

- The purpose of the Strategic Investment program is to improve employment in areas where eligible projects are to be located and urges business firms that will benefit from an eligible project to hire employees from the region in which the eligible project is to be located whenever practicable.

In order to be eligible for the SIP exemption:

- 1) The project must be an eligible project
- 2) The project must benefit a traded sector industry as defined in ORS 285B.280, and
- 3) The total cost of the project must equal or exceed:
 - a. \$100 million; or
 - b. \$25 million, for rural area

Special Assessment Low Income Housing (ORS 307.541):

In order to be eligible for the low income housing exemption, the property:

- 1) Is owned or being purchased by a 501(c)(3) or (4) corporation; or
- 2) Is occupied by low income persons; or
- 3) Is held for the purpose of developing low income housing, within a period adopted by governing body; and
- 4) Has been approved for exemption as provided in ORS 307.547

Oregon Food Processor Exemption (ORS 307.455):

A personal property tax exemption is allowed for food processors' qualified real and personal property machinery and equipment (M&E) that is certified by the Oregon Department of Agriculture (ODA). To receive an exemption the qualified M&E must first be certified by ODA and then the food processor needs to file a Food Processor Exemption Claim form along with copies of the ODA approved certification forms

For the fiscal year ended June 30, 2024, the Milton-Freewater School District had abated property taxes totaling \$174,395 under these programs.

<u>Tax Abatement Program</u>	<u>Amount of Taxes Abated during the Fiscal Year</u>
Strategic Investment	\$ 126,791
Special Assessment Food Processing	43,378
Special Assessment Low Income Housing	4,226
	<u>\$ 174,395</u>

MILTON-FREEWATER UNIFIED SCHOOL DISTRICT
UMATILLA COUNTY, OREGON

REQUIRED SUPPLEMENTARY INFORMATION

MILTON-FREEWATER UNIFIED SCHOOL DISTRICT
UMATILLA COUNTY, OREGON

REQUIRED SUPPLEMENTARY INFORMATION
For the Year Ended June 30, 2024

SCHEDULE OF THE PROPORTIONATE SHARE OF THE NET PENSION LIABILITY

Year Ended June 30,	(a) Employer's proportion of the net pension liability (NPA)	(b) Employer's proportionate share of the net pension liability (NPA)	(c) District's covered payroll	(b/c) NPL as a percentage of covered payroll	Plan fiduciary net position as a percentage of the total pension liability
2024	0.02 %	\$ 4,057,763	\$ 11,432,461	35.5 %	81.7 %
2023	0.04	6,813,480	11,213,592	60.8	84.5
2022	0.06	7,097,603	10,161,635	69.8	87.6
2021	0.06	13,732,465	10,136,208	135.5	75.8
2020	0.05	8,666,917	9,506,028	91.2	80.2
2019	0.06	8,507,411	9,042,612	94.1	82.1
2018	0.05	6,668,947	9,179,486	72.7	83.1
2017	0.05	7,970,088	8,674,915	91.9	80.5
2016	0.04	2,375,420	8,017,133	29.6	91.9
2015	0.05	(1,196,586)	7,916,933	(15.1)	103.6

The amounts presented for each fiscal year were actuarial determined at 12/31 and rolled forward to the measurement date.

SCHEDULE OF CONTRIBUTIONS

Year Ended June 30,	Statutorily required contribution	Contributions in relation to the statutorily required contribution	Contribution deficiency (excess)	Employer's covered payroll	Contributions as a percent of covered payroll
2024	\$ 1,158,704	\$ 1,158,704	\$ -	\$ 11,642,920	10.0 %
2023	1,109,471	1,109,471	-	11,432,461	9.7
2022	1,109,217	1,109,217	-	11,213,592	9.9
2021	631,058	631,058	-	10,161,635	6.2
2020	634,087	634,087	-	10,136,208	6.3
2019	233,458	233,458	-	9,506,028	2.5
2018	251,027	251,027	-	9,042,612	2.8
2017	46,043	46,043	-	9,179,486	0.5
2016	40,285	40,285	-	8,674,915	0.5
2015	627,097	627,097	-	8,017,133	7.8

The amounts presented for each fiscal year were actuarial determined at 12/31 and rolled forward to the measurement date.

MILTON-FREEWATER UNIFIED SCHOOL DISTRICT
 UMATILLA COUNTY, OREGON
 SCHEDULE OF CHANGES IN OTHER POST-EMPLOYMENT BENEFITS LIABILITY
 AND RELATED RATIOS STIPEND BENEFITS

For the Year Ended June 30, 2024

	2024	2023	2022	2021	2020	2019
Total Pension Liability at beginning of year	\$ 1,376,160	\$ 1,358,727	\$ 2,279,106	\$ 2,259,916	\$ 2,090,832	\$ 1,677,117
Changes for the year						
Service Cost	83,777	80,944	124,788	120,568	88,132	85,152
Interest on Total Pension Liability	48,937	48,430	52,364	51,837	78,214	77,605
Difference between expected and actual experience	626,307	-	(283,905)	-	106,389	-
Effect of assumptions changes or inputs	(269,739)	-	(660,411)	-	82,846	448,612
Benefit payments	(123,503)	(111,941)	(153,215)	(153,215)	(186,498)	(197,654)
Total Pension Liability at end of year	<u>1,741,939</u>	<u>\$ 1,376,160</u>	<u>\$ 1,358,727</u>	<u>\$ 2,279,107</u>	<u>\$ 2,259,915</u>	<u>\$ 2,090,832</u>
Covered Payroll	11,642,920	11,432,461	11,213,592	10,766,541	10,402,455	9,106,745
Net Single Employer Pension Plan as a Percentage of Covered Payroll	14.96%	12.04%	12.12%	21.17%	21.72%	22.96%

Note: This schedule is presented to illustrate the requirements to show information for 10 years. However, until a full year trend has been compiled, information is presented for the years for which the required supplementary schedule information is available. The District implemented GASB 75 in the fiscal year ending June 30, 2018.

MILTON-FREEWATER UNIFIED SCHOOL DISTRICT
 UMATILLA COUNTY, OREGON
 SCHEDULE OF PROJECTED OTHER POST-EMPLOYMENT BENEFITS PAYMENTS

For the Year Ended June 30, 2024

EXPLICIT BENEFIT

Fiscal Year Ending	Admin	Licensed	Classified	Confidential	Total
2025	\$ -	\$ 27,120	\$ -	\$ -	\$ 27,120
2026	2,408	32,154	-	-	34,562
2027	4,627	36,486	-	-	41,113
2028	7,960	36,865	-	-	44,826
2029	12,253	27,417	-	-	39,669
2030	20,126	25,631	-	-	45,757
2031	10,744	19,555	-	-	30,299
2032	14,932	10,703	-	-	25,635
2033	19,146	13,325	-	-	32,471
2034	23,833	15,235	-	-	39,068

IMPLICIT BENEFIT

Fiscal Year Ending	Admin	Licensed	Classified	Confidential	Total
2025	\$ 8,837	\$ 41,578	\$ -	\$ -	\$ 50,416
2026	1,116	47,751	19,214	158	68,238
2027	2,438	64,638	33,380	337	100,793
2028	4,560	73,703	38,667	711	117,641
2029	7,639	50,993	42,350	1,337	102,320
2030	12,372	55,317	32,097	678	100,463
2031	9,364	51,076	44,013	1,209	105,661
2032	13,117	45,419	50,069	1,859	110,465
2033	17,307	48,660	53,714	1,181	120,862
2034	13,338	55,425	53,362	1,832	123,957

Note: These projections are based on the census data, OPEB provisions, and actuarial assumptions described in this report. For purposes of GASB 75 accounting, this implicit rate subsidy is considered to be the District's "contribution".

MILTON-FREEWATER UNIFIED SCHOOL DISTRICT
 UMATILLA COUNTY, OREGON
 REQUIRED SUPPLEMENTARY INFORMATION
 OTHER POSTEMPLOYMENT BENEFITS (OPEB)
 RETIREMENT HEALTH INSURANCE ACCOUNT (RHIA)

For the Year Ended June 30, 2024

SCHEDULE OF CHANGES IN THE TOTAL OPEB - RHIA LIABILITY

Year Ended June 30,	Service Cost	Difference Between Expected and Actual Experience	Changes in Assumptions	Difference Between Projected and Actual Investment Earnings	Employer Actual Contributions	Changes in Employer Proportion	Employer Total Expense
2024	\$ -	\$ 7,012	\$ 3,012	\$ (792)	\$ 302	\$ (14,132)	\$ (6,909)
2023	-	6,363	6,024	17,906	1,503	(56,685)	(1,574)
2022	-	7,013	(1,209)	59,902	7,813	(73,173)	(19,598)
2021	-	(34,072)	(17,716)	37,065	1,964	(78,979)	(95,525)

SCHEDULE OF TOTAL OPEB LIABILITY AND RELATED RATIOS

Year Ended June 30,	Total OPEB Liability Beginning (Asset)	Net Change in Total OPEB Liability (Asset)	Total OPEB Liability (Asset) Ending	Covered Payroll	Total OPEB Liability as a Percentage of Covered Payroll	Discount Rate
2024	\$ (234,795)	\$ (44,513)	\$ (279,308)	\$ 2,774,992	-10.07%	6.90%
2023	(252,056)	17,261	(234,795)	2,663,635	-8.81%	6.90%
2022	(333,292)	81,236	(252,056)	2,888,187	-8.73%	6.90%
2021	(166,419)	(166,873)	(333,292)	3,261,766	-10.22%	7.20%

These schedules are presented to illustrate the requirements to show information for 10 years. However, until a full 10-year trend has been compiled, information is presented only for the years for which the required supplementary information is available.

MILTON-FREEWATER UNIFIED SCHOOL DISTRICT
UMATILLA COUNTY, OREGON

SCHEDULE OF REVENUES, EXPENDITURES AND CHANGES IN FUND BALANCE
 BUDGET AND ACTUAL
 For the Year Ended June 30, 2024

<u>GENERAL FUND</u>				VARIANCE TO FINAL BUDGET POSITIVE (NEGATIVE)
	<u>ORIGINAL BUDGET</u>	<u>FINAL BUDGET</u>	<u>ACTUAL</u>	<u>(NEGATIVE)</u>
REVENUES:				
Local Sources	\$ 3,885,200	\$ 3,885,200	\$ 4,310,633	\$ 425,433
Intermediate Sources	62,000	62,000	77,005	15,005
State Sources	16,458,000	16,458,000	17,054,456	596,456
Federal Sources	23,800	23,800	77,213	53,413
	<u>20,429,000</u>	<u>20,429,000</u>	<u>21,519,307</u>	<u>1,090,307</u>
EXPENDITURES:				
Instruction	12,837,670	12,237,670 (1)	11,866,376	371,294
Support Services	8,137,330	8,737,330 (1)	8,014,938	722,392
Enterprise & Community Services	3,000	3,000 (1)	-	3,000
Facilities Acquisition	10,000	10,000 (1)	-	10,000
Contingencies	1,416,000	1,416,000 (1)	-	1,416,000
	<u>22,404,000</u>	<u>22,404,000</u>	<u>19,881,314</u>	<u>2,522,686</u>
Excess of Revenues Over (Under) Expenditures	(1,975,000)	(1,975,000)	1,637,993	3,612,993
OTHER FINANCING SOURCES (USES)				
Issuance of Debt	-	-	54,874	(54,874)
Sale of Capital Assets	-	-	17,200	(17,200)
Transfers In	75,000	75,000	-	75,000
Transfers Out	(100,000)	(100,000) (1)	(100,000)	-
	<u>(25,000)</u>	<u>(25,000)</u>	<u>(27,926)</u>	<u>2,926</u>
Net Change in Fund Balance	(2,000,000)	(2,000,000)	1,610,067	3,615,919
Beginning Fund Balance	2,000,000	2,000,000	2,380,760	380,760
Ending Fund Balance	<u>\$ -</u>	<u>\$ -</u>	<u>\$ 3,990,827</u>	<u>\$ 3,996,679</u>

(1) Appropriation Level

MILTON-FREEWATER UNIFIED SCHOOL DISTRICT
UMATILLA COUNTY, OREGON

SCHEDULE OF REVENUES, EXPENDITURES AND CHANGES IN FUND BALANCES
 BUDGET AND ACTUAL
 For the Year Ended June 30, 2024

<u>SPECIAL REVENUE FUNDS</u>				
REVENUES:	ORIGINAL BUDGET	FINAL BUDGET	ACTUAL	VARIANCE POSITIVE (NEGATIVE)
Local Sources	\$ 319,000	\$ 319,000	\$ 207,281	\$ (111,719)
State Sources	2,087,000	2,957,000	2,973,480	16,480
Federal Sources	6,215,000	5,895,000	5,573,215	(321,785)
Total Revenues	<u>8,621,000</u>	<u>9,171,000</u>	<u>8,753,976</u>	<u>(417,024)</u>
 EXPENDITURES:				
Instruction	4,074,910	4,472,910 (1)	4,009,162	463,748
Support Services	2,446,890	2,448,890 (1)	2,344,492	104,398
Enterprise & Community Services	1,628,200	1,628,200 (1)	1,401,109	227,091
Facilities Acquisition	1,000,000	1,150,000 (1)	1,132,368	17,632
Contingency	950,000	950,000 (1)	-	950,000
Total Expenditures	<u>10,100,000</u>	<u>10,650,000</u>	<u>8,887,131</u>	<u>1,762,869</u>
Revenues Over (Under) Expenditures	(1,479,000)	(1,479,000)	(133,155)	1,345,845
 Other Financing Sources, (Uses)				
Transfers In	52,000	52,000	-	(52,000)
Transfers Out	(75,000)	(75,000) (1)	-	75,000
Total Other Financing Sources	<u>(23,000)</u>	<u>(23,000)</u>	<u>-</u>	<u>23,000</u>
Net Change in Fund Balance	(1,502,000)	(1,502,000)	(133,155)	1,368,845
Beginning Fund Balance	<u>1,502,000</u>	<u>1,502,000</u>	<u>1,635,075</u>	<u>133,075</u>
Ending Fund Balance	<u>\$ -</u>	<u>\$ -</u>	<u>\$ 1,501,920</u>	<u>\$ 1,501,920</u>

(1) Appropriation Level

MILTON-FREEWATER UNIFIED SCHOOL DISTRICT
UMATILLA COUNTY, OREGON

SUPPLEMENTARY INFORMATION

MILTON-FREEWATER UNIFIED SCHOOL DISTRICT
UMATILLA COUNTY, OREGON

SCHEDULE OF REVENUES, EXPENDITURES AND CHANGES IN FUND BALANCES
 BUDGET AND ACTUAL
 For the Year Ended June 30, 2024

<u>DEBT SERVICE FUND</u>				
REVENUES:	<u>ORIGINAL BUDGET</u>	<u>FINAL BUDGET</u>	<u>ACTUAL</u>	<u>VARIANCE POSITIVE (NEGATIVE)</u>
Local Sources	\$ 2,930,000	\$ 2,930,000	\$ 3,151,754	\$ 221,754
Intermediate Sources	-	-	2,686	2,686
Total Revenues	<u>2,930,000</u>	<u>2,930,000</u>	<u>3,154,440</u>	<u>224,440</u>
 EXPENDITURES:				
Debt Service	<u>3,048,000</u>	<u>3,048,000</u> (1)	<u>3,036,258</u>	<u>11,742</u>
Total Expenditures	<u>3,048,000</u>	<u>3,048,000</u>	<u>3,036,258</u>	<u>11,742</u>
Revenues Over (Under) Expenditures	(118,000)	(118,000)	118,182	236,182
 Other Financing Sources, (Uses)				
Transfers In	<u>48,000</u>	<u>48,000</u>	<u>47,000</u>	<u>(1,000)</u>
Total Other Financing Sources	<u>48,000</u>	<u>48,000</u>	<u>47,000</u>	<u>(1,000)</u>
Net Change in Fund Balance	(70,000)	(70,000)	165,182	235,182
Beginning Fund Balance	<u>70,000</u>	<u>70,000</u>	<u>110,172</u>	<u>40,172</u>
Ending Fund Balance	<u>\$ -</u>	<u>\$ -</u>	<u>\$ 275,354</u>	<u>\$ 275,354</u>

(1) Appropriation Level

MILTON-FREEWATER UNIFIED SCHOOL DISTRICT
UMATILLA COUNTY, OREGON

SCHEDULE OF REVENUES, EXPENDITURES AND CHANGES IN FUND BALANCE
 BUDGET AND ACTUAL
 For the Year Ended June 30, 2024

	<u>CAPITAL PROJECTS FUND</u>			VARIANCE TO FINAL BUDGET POSITIVE (NEGATIVE)
	ORIGINAL BUDGET	FINAL BUDGET	ACTUAL	
REVENUES:				
Local Sources	\$ 1,000	\$ 1,000	\$ 15,565	\$ 14,565
State Sources	219,000	219,000	232,426	13,426
Total Revenues	<u>220,000</u>	<u>220,000</u>	<u>247,991</u>	<u>27,991</u>
EXPENDITURES:				
Instruction	25,000	25,000 (1)	-	25,000
Support Services	475,000	475,000 (1)	445,109	29,891
Facilities Acquisition & Construction	250,000	250,000 (1)	17,898	232,102
Total Expenditures	<u>750,000</u>	<u>750,000</u>	<u>463,007</u>	<u>286,993</u>
Revenues Over, (Under) Expenditures	(530,000)	(530,000)	(215,016)	314,984
Other Financing Sources, (Uses)				
Sale of Capital Assets	-	-	326,000	326,000
Transfers In	5,000	5,000	53,000	48,000
Total Other Financing Sources, (Uses)	<u>5,000</u>	<u>5,000</u>	<u>379,000</u>	<u>374,000</u>
Net Change in Fund Balance	(525,000)	(525,000)	163,984	688,984
Beginning Fund Balance	<u>525,000</u>	<u>525,000</u>	<u>1,147,630</u>	<u>622,630</u>
Ending Fund Balance	<u>\$ -</u>	<u>\$ -</u>	<u>\$ 1,311,614</u>	<u>\$ 1,311,614</u>

(1) Appropriation Level

MILTON-FREEWATER UNIFIED SCHOOL DISTRICT
UMATILLA COUNTY, OREGON

OTHER INFORMATION

2023 - 2024 DISTRICT AUDIT REVENUE SUMMARY
Milton-Freewater Unified School District

Revenue from Local Sources

1110 Ad Valorem Taxes Levied by District
1120 Local Option Ad Valorem Taxes Levied by District
1500 Earnings on Investments
1600 Food Service
1700 Extracurricular Activities
1800 Community Services Activities
1910 Rentals
1920 Contributions and Donations From Private Sources
1930 Rental or Lease Payments From Private Contractors
1940 Services Provided Other Local Education Agencies
1950 Textbook Sales and Rentals
1960 Recovery of Prior Years' Expenditure
1970 Services Provided Other Funds
1980 Fees Charged to Grants
1990 Miscellaneous

	Fund 100	Fund 200	Fund 300	Fund 400
\$ 3,739,618			\$ 863,581	
1				
194,447		1,936	52,629	8,720
		18,865		
		175,193		
7,300				
15,004		11,287		
13,949				
			2,235,544	
135,820				
204,494				6,845

Total Revenue from Local Sources \$ 4,310,633 \$ 207,281 \$ 3,151,754 \$ 15,565

Revenue from Intermediate Sources

2101 County School Funds
2800 Revenue in Lieu of Taxes

	Fund 100	Fund 200	Fund 300	Fund 400
\$ 65,309				
11,696			2,686	

Total Revenue from Intermediate Sources \$ 77,005 \$ - \$ 2,686 \$ -

Revenue from State Sources

3101 State School Fund - General Support
3102 State School Fund - School Lunch Match
3103 Common School Fund
3222 State School Fund (SSF) Transportation Equipment
3299 Other Restricted Grants-in-Aid

	Fund 100	Fund 200	Fund 300	Fund 400
\$ 16,674,160				
		9,437		
204,944				
				196,893
175,352		2,964,043		35,533

Total Revenue from State Sources \$ 17,054,456 \$ 2,973,480 \$ - \$ 232,426

Revenue from Federal Sources

4500 Restricted Revenue From the Federal Government Through the State
4700 Grants-In-Aid From the Federal Government Through Other Intermediate Agencies
4801 Federal Forest Fees
4802 Impact Aid to School Districts for Operation (PL 874)
4900 Revenue for/on Behalf of the District

	Fund 100	Fund 200	Fund 300	Fund 400
		5,332,321		
74,252		166,321		
2,961				
		74,573		

Total Revenue from Federal Sources \$ 77,213 \$ 5,573,215 \$ - \$ -

Revenue from Other Sources

5100 Long Term Debt Financing Sources
5200 Interfund Transfers
5300 Sale of or Compensation for Loss of Fixed Assets
5400 Resources - Beginning Fund Balance

	Fund 100	Fund 200	Fund 300	Fund 400
\$ 54,874				
			47,000	53,000
17,200				326,000
2,380,760		1,635,075	110,172	1,147,630

Total Revenue from Other Sources \$ 2,452,834 \$ 1,635,075 \$ 157,172 \$ 1,526,630

Grand Totals

\$ 23,972,141	\$ 10,389,051	\$ 3,311,612	\$ 1,774,621
---------------	---------------	--------------	--------------

**2023 - 2024 DISTRICT AUDIT EXPENDITURE SUMMARY
MILTON-FREEWATER UNIFIED SCHOOL DISTRICT**

Fund: 100 - General Fund								
Instruction Expenditures	Totals	Object 100	Object 200	Object 300	Object 400	Object 500	Object 600	Object 700
1111 Primary, K-3	\$ 4,436,251	\$ 2,604,873	\$ 1,750,260	\$ 14	\$ 57,505	\$ 23,599	\$ -	\$ -
1121 Middle/Junior High Programs	1,968,374	1,190,227	736,311	665	41,171	-	-	-
1122 Middle/Junior High School Extracurricular	74,762	46,194	12,888	6,265	8,366	50	999	-
1131 High School Programs	2,096,533	1,232,793	777,890	30,711	54,155	-	984	-
1132 High School Extracurricular	398,671	209,423	63,143	79,169	34,955	100	11,881	-
1140 Pre-Kindergarten Programs	195,672	115,820	79,708	-	144	-	-	-
1250 Less Restrictive Programs for Students with Disabilities	1,952,516	1,082,563	820,726	1,173	24,194	-	23,860	-
1272 Title I	34,188	21,828	12,360	-	-	-	-	-
1280 Alternative Education	108,129	4,248	1,345	102,536	-	-	-	-
1291 English Second Language Programs	531,281	338,885	181,920	-	10,476	-	-	-
1293 Migrant Education	69,999	43,226	26,205	-	568	-	-	-
Total Instruction Expenditures	\$ 11,866,376	\$ 6,890,080	\$ 4,462,756	\$ 220,533	\$ 231,534	\$ 23,749	\$ 37,724	\$ -
Support Services Expenditures	Totals	Object 100	Object 200	Object 300	Object 400	Object 500	Object 600	Object 700
2110 Attendance and Social Work Services	\$ 44,942	\$ 22,670	\$ 22,019	\$ -	\$ 253	\$ -	\$ -	\$ -
2120 Guidance Services	158,630	94,496	63,812	154	168	-	-	-
2130 Health Services	2,788	-	-	-	2,788	-	-	-
2190 Service Direction, Student Support Services	114,053	73,619	33,525	3,347	1,413	-	2,149	-
2210 Improvement of Instruction Services	139,722	98,011	41,711	-	-	-	-	-
2220 Educational Media Services	140,887	80,799	46,180	358	13,550	-	-	-
2230 Assessment & Testing	5,788	-	-	5,741	47	-	-	-
2240 Instructional Staff Development	48,069	10,798	22,365	9,390	382	-	5,134	-
2310 Board of Education Services	121,993	-	-	60,386	3,811	-	57,796	-
2320 Executive Administration Services	398,453	238,915	120,206	3,993	31,838	-	3,501	-
2410 Office of the Principal Services	2,051,737	1,266,032	715,726	12,488	48,987	-	8,504	-
2520 Fiscal Services	490,926	225,760	146,715	99,928	3,709	-	14,814	-
2540 Operation and Maintenance of Plant Services	2,566,755	815,087	535,559	764,197	174,703	29,751	247,458	-
2550 Student Transportation Services	846,131	391,627	271,186	59,987	68,444	-	54,887	-
2570 Internal Services	101,766	-	-	39,137	783	31,275	30,571	-
2640 Staff Services	127,029	82,807	38,819	3,864	365	-	1,174	-
2660 Technology Services	338,218	8,915	3,452	134,336	176,694	-	14,821	-
2700 Supplemental Retirement Program	317,051	-	45,000	245,117	26,934	-	-	-
Total Support Services Expenditures	\$ 8,014,938	\$ 3,409,536	\$ 2,106,275	\$ 1,442,423	\$ 554,869	\$ 61,026	\$ 440,809	\$ -
Enterprise and Community Services Expenditures	Totals	Object 100	Object 200	Object 300	Object 400	Object 500	Object 600	Object 700
Total Enterprise and Community Services Expenditure:	\$ -	\$ -	\$ -	\$ -	\$ -	\$ -	\$ -	\$ -
Facilities Acquisition and Construction Expenditures	Totals	Object 100	Object 200	Object 300	Object 400	Object 500	Object 600	Object 700
Total Facilities Acquisition and Construction Expenditure:	\$ -	\$ -	\$ -	\$ -	\$ -	\$ -	\$ -	\$ -
Other Uses Expenditures	Totals	Object 100	Object 200	Object 300	Object 400	Object 500	Object 600	Object 700
5200 Transfers of Funds	\$ 100,000	\$ -	\$ -	\$ -	\$ -	\$ -	\$ -	\$ 100,000
Total Other Uses Expenditures	\$ 100,000	\$ -	\$ -	\$ -	\$ -	\$ -	\$ -	\$ 100,000
Grand Total	\$ 19,981,314	\$ 10,299,616	\$ 6,569,031	\$ 1,662,956	\$ 786,403	\$ 84,775	\$ 478,533	\$ 100,000

**2023 - 2024 DISTRICT AUDIT EXPENDITURE SUMMARY
MILTON-FREEWATER UNIFIED SCHOOL DISTRICT**

Fund: 200 - Special Revenue

	Totals	Object 100	Object 200	Object 300	Object 400	Object 500	Object 600	Object 700
Instruction Expenditures								
1111 Primary, K-3	\$ 1,245,442	\$ 544,190	\$ 319,271	\$ 147,125	\$ 220,829	\$ -	\$ 14,027	\$ -
1113 Elementary Extracurricular	57,131	7,800	2,441	33,038	13,852	-	-	-
1121 Middle/Junior High Programs	350,421	153,792	76,867	-	119,762	-	-	-
1122 Middle/Junior High School Extracurricular	32,158	-	-	-	32,158	-	-	-
1131 High School Programs	755,239	333,714	188,453	-	84,747	148,325	-	-
1132 High School Extracurricular	129,126	-	-	12,987	90,520	-	25,619	-
1140 Pre-Kindergarten Programs	-	-	-	-	-	-	-	-
1250 Less Restrictive Programs for Students with Disabilities	363,817	212,406	144,856	2,565	3,990	-	-	-
1260 Early Intervention	167,688	100,389	67,299	-	-	-	-	-
1272 Title I	560,695	352,987	207,708	-	-	-	-	-
1280 Alternative Education	196,264	-	-	196,264	-	-	-	-
1291 English Second Language Programs	33,217	12,854	4,242	750	15,371	-	-	-
1299 Other Programs	513	412	101	-	-	-	-	-
1400 Summer School Programs	117,450	36,233	12,032	25,527	43,658	-	-	-
Total Instruction Expenditures	\$ 4,009,161	\$ 1,754,777	\$ 1,023,270	\$ 418,256	\$ 624,887	\$ 148,325	\$ 39,646	\$ -
Support Services Expenditures								
2110 Attendance and Social Work Services	\$ 319,350	\$ 72,534	\$ 63,154	\$ 183,662	\$ -	\$ -	\$ -	\$ -
2120 Guidance Services	503,747	233,059	159,534	110,182	-	-	972	-
2130 Health Services	7,500	-	-	7,500	-	-	-	-
2190 Service Direction, Student Support Services	104,934	71,999	32,935	-	-	-	-	-
2210 Improvement of Instruction Services	211,700	133,132	77,068	1,500	-	-	-	-
2230 Assessment & Testing	129,408	-	-	-	-	129,408	-	-
2240 Instructional Staff Development	82,199	27,064	8,254	31,809	13,947	-	1,125	-
2490 Other Support Services - School Administration	64,090	43,564	20,526	-	-	-	-	-
2540 Operation and Maintenance of Plant Services	401,276	-	-	3,860	3,540	393,876	-	-
2630 Information Services	6,862	-	-	6,862	-	-	-	-
2660 Technology Services	384,355	-	-	63,650	217,096	90,434	13,175	-
2690 Other Support Services - Central	129,074	-	-	-	-	-	129,074	-
Total Support Services Expenditures	\$ 2,344,495	\$ 581,352	\$ 361,471	\$ 409,025	\$ 234,583	\$ 613,718	\$ 144,346	\$ -
Enterprise and Community Services Expenditures								
3100 Food Services	\$ 1,387,770	\$ 304,315	\$ 233,795	\$ 545,630	\$ 232,786	\$ 65,444	\$ 5,800	\$ -
3300 Community Services	13,338	-	-	10,801	2,037	-	500	-
Total Enterprise and Community Services Expenditures	\$ 1,401,108	\$ 304,315	\$ 233,795	\$ 556,431	\$ 234,823	\$ 65,444	\$ 6,300	\$ -
Facilities Acquisition and Construction Expenditures								
4150 Building Acquisition, Construction, and Improvement Services	1,132,367	-	-	4,391	-	1,127,976	-	-
Total Facilities Acquisition and Construction Expenditures	\$ 1,132,367	\$ -	\$ -	\$ 4,391	\$ -	\$ 1,127,976	\$ -	\$ -
Other Uses Expenditures								
5200 Transfers of Funds	-	-	-	-	-	-	-	-
Total Other Uses Expenditures	\$ -	\$ -	\$ -	\$ -	\$ -	\$ -	\$ -	\$ -
Grand Total	\$ 8,887,131	\$ 2,640,444	\$ 1,618,536	\$ 1,388,103	\$ 1,094,293	\$ 1,955,463	\$ 190,292	\$ -

**2023 - 2024 DISTRICT AUDIT EXPENDITURE SUMMARY
MILTON-FREEWATER UNIFIED SCHOOL DISTRICT**

Fund: 300 - Debt Service

		Totals	Object 100	Object 200	Object 300	Object 400	Object 500	Object 600	Object 700
Instruction Expenditures									
	Total Instruction Expenditures	\$ -	\$ -	\$ -	\$ -	\$ -	\$ -	\$ -	\$ -
Support Services Expenditures									
	Total Support Services Expenditures	\$ -	\$ -	\$ -	\$ -	\$ -	\$ -	\$ -	\$ -
Enterprise and Community Services Expenditures									
	Total Enterprise and Community Services Expenditures	\$ -	\$ -	\$ -	\$ -	\$ -	\$ -	\$ -	\$ -
Facilities Acquisition and Construction Expenditures									
	Total Facilities Acquisition and Construction Expenditures	\$ -	\$ -	\$ -	\$ -	\$ -	\$ -	\$ -	\$ -
Other Uses Expenditures									
	5100 Debt Service	\$ 3,036,258	\$ -	\$ -	\$ -	\$ -	\$ -	\$ 3,036,258	\$ -
	5400 Bond Lump Sum	-	-	-	-	-	-	-	-
	Total Other Uses Expenditures	\$ 3,036,258	\$ -	\$ -	\$ -	\$ -	\$ -	\$ 3,036,258	\$ -
Grand Total		\$ 3,036,258	\$ -	\$ -	\$ -	\$ -	\$ -	\$ 3,036,258	\$ -

**2023 - 2024 DISTRICT AUDIT EXPENDITURE SUMMARY
MILTON-FREEWATER UNIFIED SCHOOL DISTRICT**

Fund: 400 - Capital Projects

		Totals	Object 100	Object 200	Object 300	Object 400	Object 500	Object 600	Object 700
Instruction Expenditures									
	Total Instruction Expenditures	\$ -	\$ -	\$ -	\$ -	\$ -	\$ -	\$ -	\$ -
Support Services Expenditures									
	2540 Operation and Maintenance of Plant Services	80,792			37,459		43,333		
	2550 Student Transportation Services	364,317					364,317		
	Total Support Services Expenditures	\$ 445,109	\$ -	\$ -	\$ 37,459	\$ -	\$ 407,650	\$ -	\$ -
Enterprise and Community Services Expenditures									
	Total Enterprise and Community Services Expenditures	\$ -	\$ -	\$ -	\$ -	\$ -	\$ -	\$ -	\$ -
Facilities Acquisition and Construction Expenditures									
	4150 Building Acquisition, Construction, and Improvement Services	17,898						17,898	
	Total Facilities Acquisition and Construction Expenditures	\$ 17,898	\$ -	\$ -	\$ -	\$ -	\$ -	\$ 17,898	\$ -
Other Uses Expenditures									
	5200 Transfers of Funds	-							
	Total Other Uses Expenditures	\$ -	\$ -	\$ -	\$ -	\$ -	\$ -	\$ -	\$ -
	Grand Total	\$ 463,007	\$ -	\$ -	\$ 37,459	\$ -	\$ 407,650	\$ 17,898	\$ -


MILTON-FREEWATER UNIFIED SCHOOL DISTRICT
UMATILLA COUNTY, OREGON

SUPPLEMENTAL INFORMATION
As Required by The Oregon Department of Education
For the Year Ended June 30, 2024

A.	Energy bills for heating - all funds:		<u>Objects 325 & 326 & 327</u>
		Function 2540	\$ 471,679
		Function 2550	-
B.	Replacement of equipment - General Fund:		<u>Amount</u>
	Include all General Fund expenditures in Object 542, except for the following exclusions:		\$ 31,275
	Exclude these functions:		
	1113, 1122 & 1132 Co-curricular activities	4150	Construction
	1140 Pre-kindergarten	2550	Pupil transportation
	1300 Continuing education	3100	Food service
	1400 Summer school	3300	Community services

MILTON-FREEWATER UNIFIED SCHOOL DISTRICT
UMATILLA COUNTY, OREGON

INDEPENDENT AUDITORS' REPORT REQUIRED BY OREGON STATE REGULATIONS



PAULY, ROGERS, AND Co., P.C.
12700 SW 72nd Ave. Tigard, OR 97223
(503) 620-2632 (503) 684-7523 FAX
www.paulyrogersandcocpas.com

December 20, 2024

Independent Auditors' Report Required by Oregon State Regulations

We have audited the basic financial statements of the Milton-Freewater Unified School District as of and for the year ended June 30, 2024, and have issued our report thereon dated December 20, 2024. We conducted our audit in accordance with auditing standards generally accepted in the United States of America and Government Auditing Standards.

Compliance

As part of obtaining reasonable assurance about whether the basic financial statements are free of material misstatement, we performed tests of compliance with certain provisions of laws, regulations, contracts, and grants, including the provisions of Oregon Revised Statutes as specified in Oregon Administrative Rules 162-10-000 through 162-10-320 of the Minimum Standards for Audits of Oregon Municipal Corporations, noncompliance with which could have a direct and material effect on the determination of financial statements amounts. However, providing an opinion on compliance with those provisions was not an objective of our audit, and accordingly, we do not express such an opinion.

We performed procedures to the extent we considered necessary to address the required comments and disclosures which included, but were not limited to the following:

- **Deposit of public funds with financial institutions (ORS Chapter 295)**
- **Indebtedness limitations, restrictions and repayment.**
- **Budgets legally required (ORS Chapter 294).**
- **Insurance and fidelity bonds in force or required by law.**
- **Programs funded from outside sources.**
- **Authorized investment of surplus funds (ORS Chapter 294).**
- **Public contracts and purchasing (ORS Chapters 279A, 279B, 279C).**
- **State school fund factors and calculation.**

In connection with our testing nothing came to our attention that caused us to believe the Milton-Freewater Unified School District was not in substantial compliance with certain provisions of laws, regulations, contracts, and grants, including the provisions of Oregon Revised Statutes as specified in Oregon Administrative Rules 162-10-000 through 162-10-320 of the Minimum Standards for Audits of Oregon Municipal Corporations.

OAR 162-10-0230 Internal Control

In planning and performing our audit, we considered the internal controls over financial reporting as a basis for designing our auditing procedures for the purpose of expressing our opinions on the financial statements, but not for the purpose of expressing an opinion on the effectiveness of the internal control over financial reporting. Accordingly, we do not express an opinion on the effectiveness of the internal controls over financial reporting.

This report is intended solely for the information and use of the Board of Directors and management and the Oregon Secretary of State and is not intended to be and should not be used by anyone other than these parties.

Tara M Kamp, CPA

TARA M KAMP, CPA
PAULY, ROGERS AND CO., P.C.

MILTON-FREEWATER UNIFIED SCHOOL DISTRICT
UMATILLA COUNTY, OREGON
GRANT COMPLIANCE REVIEW

MILTON-FREE WATER UNIFIED SCHOOL DISTRICT
 UMATILLA COUNTY, OREGON

SCHEDULE OF EXPENDITURES OF FEDERAL AWARDS
 For the Year Ended June 30, 2024

GRANTS Program Title	Pass Through Organization	Federal AL Number	Pass Through Entity Number	Period Covered	Expenditures	Passed Through to Subrecipients
U.S. Department of Education						
Title I Grants to Local Educational Agencies						
	Oregon Department of Education	84.010	72557	07/01/22-09/30/23	\$ 28,434	\$ -
	Oregon Department of Education	84.010	76522	07/01/23-09/30/24	636,595	-
Total Title I Grants to Local Education Agencies					<u>665,029</u>	<u>-</u>
Title IC - Migrant Education						
	ODE/InterMountain ESD	84.011	75614	05/01/23-09/30/23	26,249	-
	ODE/InterMountain ESD	84.011	77037	07/01/23-09/30/24	48,003	-
Total Title IC - Migrant Education					<u>74,252</u>	<u>-</u>
Youth Transition Program/Voc Rehab Services						
	Oregon Department of Human Svs	84.126A	162394	07/01/23-06/30/24	105,578	-
Total Youth Transition Program/Voc Rehab Services					<u>105,578</u>	<u>-</u>
Title III - Language Instruction						
	Oregon Department of Education	84.365	67147	07/01/21-09/30/23	1,538	-
	Oregon Department of Education	84.365	73106	07/01/22-09/30/23	15,900	-
	Oregon Department of Education	84.365	76993	07/01/23-09/30/24	19,992	-
Total Title III - Language Instruction					<u>37,430</u>	<u>-</u>
Title IIA - Teacher Quality						
	Oregon Department of Education	84.367	67450	07/01/21-09/30/23	4,517	-
	Oregon Department of Education	84.367	72754	07/01/22-09/30/24	47,033	-
	Oregon Department of Education	84.367	76719	07/01/23-09/30/24	639	-
Total Title IIA - Teacher Quality					<u>52,189</u>	<u>-</u>
Title IV-A- Student Support & Academic Enrichment						
	Oregon Department of Education	84.424	77142	07/01/23-09/30/24	49,575	-
Total Title VI-A - Student Support & Academic Enrichment					<u>49,575</u>	<u>-</u>
Education Stabilization Fund Cluster						
	Oregon Department of Education	84.425D	64625	3/13/20-9/30/23	71,533	- (2)
	Oregon Department of Education	84.425D	64930	3/13/20-9/30/24	3,415,540	- (2)
Total Education Stabilization Fund Cluster					<u>3,487,073</u>	<u>- (1)</u>
Special Education Cluster						
	ODE/InterMountain ESD	84.027	68394	07/01/21-09/30/23	18,170	-
	ODE/InterMountain ESD	84.027	74039	07/01/22-09/30/24	148,151	-
Total Special Education Cluster					<u>166,321</u>	<u>-</u>
Total U.S. Department of Education					<u>4,637,447</u>	<u>-</u>
U.S. Department of Agriculture - passed thorough Oregon State Department of Education :						
Local Food For Schools Cooperative (LFS)						
	Oregon Department of Education	10.185	76165	03/01/23-08/31/24	11,123	-
Total Local Food For Schools Program					<u>11,123</u>	<u>-</u>
Fresh Fruit & Vegetable Program						
	Oregon Department of Education	10.582	75026/75027	07/01/22 - 09/30/23	4,914	-
	Oregon Department of Education	10.582	78628/78629	07/01/23 - 06/30/24	47,846	-
Total Fresh Fruit & Vegetable Program					<u>52,760</u>	<u>-</u>
Pandemic EBT Administrative Costs						
	CNP SNAP State & Local P-EBT	10.649	3013001	07/01/23 - 06/30/24	3,256	- (2)
Total Pandemic EBT Administrative Costs					<u>3,256</u>	<u>-</u>
Child Nutrition Cluster:						
	Donated Commodities (Non-Cash Assistance)	10.555	3013001	07/01/23 - 06/30/24	74,573	-
	Supply Chain Assistance	10.555	3013001	07/01/23 - 06/30/24	17,948	- (2)
	School Breakfast Program	10.553	3013001	07/01/23 - 06/30/24	221,466	-
	National School Lunch Program	10.555	3013001	07/01/23 - 06/30/24	597,532	-
	Summer Food	10.559	3013001	07/01/23 - 06/30/24	31,362	-
Total Child Nutrition Cluster					<u>942,881</u>	<u>-</u>
Total U.S. Department of Agriculture					<u>1,010,020</u>	<u>-</u>
Total Grants Expended or Passed Through to Subrecipients					<u>\$ 5,647,467</u>	<u>\$ -</u>

(1) Major Program
 (2) COVID-19



PAULY, ROGERS, AND CO., P.C.
12700 SW 72nd Ave. Tigard, OR 97223
(503) 620-2632 (503) 684-7523 FAX
www.paulyrogersandcocpas.com

December 20, 2024

To the Board of Directors
Milton-Freewater United School District
Umatilla County, Oregon

INDEPENDENT AUDITORS' REPORT ON INTERNAL CONTROL OVER FINANCIAL REPORTING AND ON COMPLIANCE AND OTHER MATTERS BASED ON AN AUDIT OF FINANCIAL STATEMENTS PERFORMED IN ACCORDANCE WITH *GOVERNMENT AUDITING STANDARDS*

We have audited, in accordance with the auditing standards generally accepted in the United States of America and the standards applicable to financial audits contained in *Government Auditing Standards* issued by the Comptroller General of the United States, the financial statements of the of the governmental activities and each major fund of Milton-Freewater Unified School District as of and for the year ended June 30, 2024, and the related notes to the financial statements, which collectively comprise the basic financial statements, and have issued our report thereon dated December 20, 2024.

Report on Internal Control over Financial Reporting

In planning and performing our audit of the financial statements, we considered the internal control over financial reporting (internal control) as a basis for designing audit procedures that are appropriate in the circumstances for the purpose of expressing our opinions on the financial statements, but not for the purpose of expressing an opinion on the effectiveness of internal control. Accordingly, we do not express an opinion on the effectiveness of internal control.

A *deficiency in internal control* exists when the design or operation of a control does not allow management or employees, in the normal course of performing their assigned functions, to prevent, or detect and correct, misstatements on a timely basis. A *material weakness* is a deficiency, or a combination of deficiencies, in internal control, such that there is a reasonable possibility that a material misstatement of the financial statements will not be prevented, or detected and corrected, on a timely basis.

A *significant deficiency* is a deficiency, or a combination of deficiencies, in internal control that is less severe than a material weakness, yet important enough to merit attention by those charged with governance.

Our consideration of internal control was for the limited purpose described in the first paragraph of this section and was not designed to identify all deficiencies in internal control that might be material weaknesses or significant deficiencies. Given these limitations, during our audit we did not identify any deficiencies in internal control that we consider to be material weaknesses. However, material weaknesses or significant deficiencies may exist that have not been identified.

Report on Compliance and Other Matters


As part of obtaining reasonable assurance about whether the financial statements are free from material misstatement, we performed tests of compliance with certain provisions of laws, regulations, contracts, and grant agreements, noncompliance with which could have a direct and material effect on the financial statements. However, providing an opinion on compliance with those provisions was not an objective of our audit, and accordingly, we do not express such an opinion. The results of our tests disclosed no instances of noncompliance or other matters that are required to be reported under *Government Auditing Standards*.

Purpose of this Report

The purpose of this report is solely to describe the scope of our testing of internal control and compliance and the results of that testing, and not to provide an opinion on the effectiveness of the internal control or on compliance. This report is an integral part of an audit performed in accordance with *Government Auditing Standards* in considering the internal control and compliance. Accordingly, this communication is not suitable for any other purpose.



Tara M. Kamp, CPA
PAULY, ROGERS AND CO., P.C.



PAULY, ROGERS, AND CO., P.C.
12700 SW 72nd Ave. Tigard, OR 97223
(503) 620-2632 (503) 684-7523 FAX
www.paulyrogersandcocpas.com

December 20, 2024

To the Board of Directors
Milton-Freewater United School District
Umatilla County, Oregon

INDEPENDENT AUDITORS' REPORT ON COMPLIANCE FOR EACH MAJOR PROGRAM
AND ON INTERNAL CONTROL OVER COMPLIANCE REQUIRED BY THE UNIFORM GUIDANCE

Report on Compliance for Each Major Federal Program

Opinion on Each Major Federal Program

We have audited Milton-Freewater United School District's compliance with the types of compliance requirements identified as subject to audit in the *OMB Compliance Supplement* that could have a direct and material effect on each of the major federal programs for the year ended June 30, 2024. The major federal programs are identified in the summary of auditors' results section of the accompanying schedule of findings and questioned costs.

In our opinion, Milton-Freewater United School District complied, in all material respects, with the types of compliance requirements referred to above that could have a direct and material effect on each of its major federal programs for the year ended June 30, 2024.

Basis for Opinion on Each Major Federal Program

We conducted our audit of compliance in accordance with auditing standards generally accepted in the United States of America; the standards applicable to financial audits contained in *Government Auditing Standards*, issued by the Comptroller General of the United States; and the audit requirements of Title 2 U.S. Code of Federal Regulations Part 200, Uniform Administrative Requirements, Cost Principles, and Audit Requirements for Federal Awards (Uniform Guidance). Our responsibilities under those standards and the Uniform Guidance are further described in the Auditors' Responsibilities for the Audit of Compliance section of our report.

We are required to be independent of Milton-Freewater United School District and to meet our other ethical responsibilities, in accordance with relevant ethical requirements relating to our audit. We believe that the audit evidence we have obtained is sufficient and appropriate to provide a basis for our opinion on compliance for each major federal program. Our audit does not provide a legal determination of compliance with the compliance requirements referred to above.

Responsibilities of Management for Compliance

Management is responsible for compliance with the requirements referred to above and for the design, implementation, and maintenance of effective internal control over compliance with the requirements of laws, statutes, regulations, rules, and provisions of contracts or grant agreements applicable to its federal programs.

Auditors' Responsibilities for the Audit of Compliance

Our objectives are to obtain reasonable assurance about whether material noncompliance with the compliance requirements referred to above occurred, whether due to fraud or error, and express an opinion on compliance based on our audit. Reasonable assurance is a high level of assurance but is not absolute assurance and therefore is not a guarantee that an audit conducted in accordance with generally accepted auditing standards, *Government Auditing Standards*, and the Uniform Guidance will always detect material noncompliance when it exists. The risk of not detecting material noncompliance resulting from fraud is higher than for that resulting from error, as fraud may involve collusion, forgery, intentional omissions, misrepresentations, or the override of internal control. Noncompliance with

the compliance requirements referred to above is considered material if there is a substantial likelihood that, individually or in the aggregate, it would influence the judgment made by a reasonable user of the report on compliance about compliance with the requirements of each major federal program as a whole.

In performing an audit in accordance with generally accepted auditing standards, *Government Auditing Standards*, and the Uniform Guidance, we:

- Exercise professional judgment and maintain professional skepticism throughout the audit.
- Identify and assess the risks of material noncompliance, whether due to fraud or error, and design and perform audit procedures responsive to those risks. Such procedures include examining, on a test basis, evidence regarding compliance with the compliance requirements referred to above and performing such other procedures as we considered necessary in the circumstances.
- Obtain an understanding of internal control over compliance relevant to the audit in order to design audit procedures that are appropriate in the circumstances and to test and report on internal control over compliance in accordance with the Uniform Guidance, but not for the purpose of expressing an opinion on the effectiveness of internal control over compliance. Accordingly, no such opinion is expressed.

We are required to communicate with those charged with governance regarding, among other matters, the planned scope and timing of the audit and any significant deficiencies and material weaknesses in internal control over compliance that we identified during the audit.

Report on Internal Control over Compliance

A *deficiency in internal control over compliance* exists when the design or operation of a control over compliance does not allow management or employees, in the normal course of performing their assigned functions, to prevent, or detect and correct, noncompliance with a type of compliance requirement of a federal program on a timely basis. A *material weakness in internal control over compliance* is a deficiency, or combination of deficiencies, in internal control over compliance, such that there is a reasonable possibility that material noncompliance with a type of compliance requirement of a federal program will not be prevented, or detected and corrected, on a timely basis. A *significant deficiency in internal control over compliance* is a deficiency, or a combination of deficiencies, in internal control over compliance with a type of compliance requirement of a federal program that is less severe than a material weakness in internal control over compliance, yet important enough to merit attention by those charged with governance.

Our consideration of internal control over compliance was for the limited purpose described in the Auditors' Responsibilities for the Audit of Compliance section above and was not designed to identify all deficiencies in internal control over compliance that might be material weaknesses or significant deficiencies in internal control over compliance. Given these limitations, during our audit we did not identify any deficiencies in internal control over compliance that we consider to be material weaknesses, as defined above. However, material weaknesses or significant deficiencies in internal control over compliance may exist that were not identified.

Our audit was not designed for the purpose of expressing an opinion on the effectiveness of internal control over compliance. Accordingly, no such opinion is expressed.

The purpose of this report on internal control over compliance is solely to describe the scope of our testing of internal control over compliance and the results of that testing based on the requirements of the Uniform Guidance. Accordingly, this report is not suitable for any other purpose.



Tara M. Kamp, CPA
PAULY, ROGERS AND CO., P.C.

**MILTON-FREEWATER UNIFIED SCHOOL DISTRICT
UMATILLA COUNTY, OREGON
SCHEDULE OF FINDINGS AND QUESTIONED COSTS**

For the Year Ended June 30, 2024

Section I – Summary of Auditor’s Results

Financial Statements

Type of Auditor’s report issued: Unmodified

Internal control over financial reporting:

- Material weakness(es) identified? Yes No
- Significant deficiency(ies) identified that are not considered to be material weaknesses Yes None Reported

Noncompliance material to financial statements noted? Yes No

Any GAGAS audit findings disclosed that are required to be reported in accordance with section 555(d)(2) of the Uniform Guidance? Yes No

Federal Awards

Internal control over major programs:

- Material weakness(es) identified? Yes No
- Significant deficiency(ies) identified that are not considered to be material weaknesses Yes None Reported

Type of auditor’s report issued on compliance for major programs: Unmodified

Any audit findings disclosed that are required to be reported in accordance with section 200.516(a) of the Uniform Guidance? Yes No

Identification of major programs

AL NUMBER(S):

NAME OF FEDERAL PROGRAM CLUSTER:

84.425

Emergency and Secondary Stabilization Emergency Relief

Dollar threshold used to distinguish between type A and type B programs: \$ 750,000

Auditee qualified as low-risk auditee? Yes No

**MILTON-FREEWATER UNIFIED SCHOOL DISTRICT
UMATILLA COUNTY, OREGON
SCHEDULE OF FINDINGS AND QUESTIONED COSTS**

For the Year Ended June 30, 2024

SECTION II – FINANCIAL STATEMENT FINDINGS

None Reported

SECTION III – FEDERAL AWARD FINDINGS AND QUESTIONED COSTS

None Reported

SECTION IV – SUMMARY OF PRIOR AUDIT FINDINGS

None Reported

NOTES TO THE SCHEDULE OF EXPENDITURES OF FEDERAL AWARDS

1. **BASIS OF PRESENTATION**

The accompanying schedule of expenditures of federal awards includes federal grant activity under programs of the federal government. The information in this schedule is presented in accordance with the audit requirements of Title 2 U.S. Code of Federal Regulations Part 200, Uniform Administrative Requirements, Cost Principles, and Audit Requirements for Federal Awards (Uniform Guidance). Because the schedule presents only a selected portion of the operations, it is not intended to and does not present the net position, changes in net position, or cash flows of the entity.

2. **SUMMARY OF SIGNIFICANT ACCOUNTING POLICIES**

Expenditures reported on the schedule are reported on the modified accrual basis of accounting. Such expenditures are recognized following the cost principles contained in the Uniform Guidance, wherein certain types of expenditures are not allowed or are limited as to reimbursement. Negative amounts shown on the schedule represent adjustments or credits made in the normal course of business to amounts reported as expenditures in prior years. The entity has not elected to use the ten percent de minimus indirect cost rate as allowed under Uniform Guidance, due to the fact that they already have a negotiated indirect cost rate with Oregon Department of Education, and thus are not allowed to use the de minimus rate.