



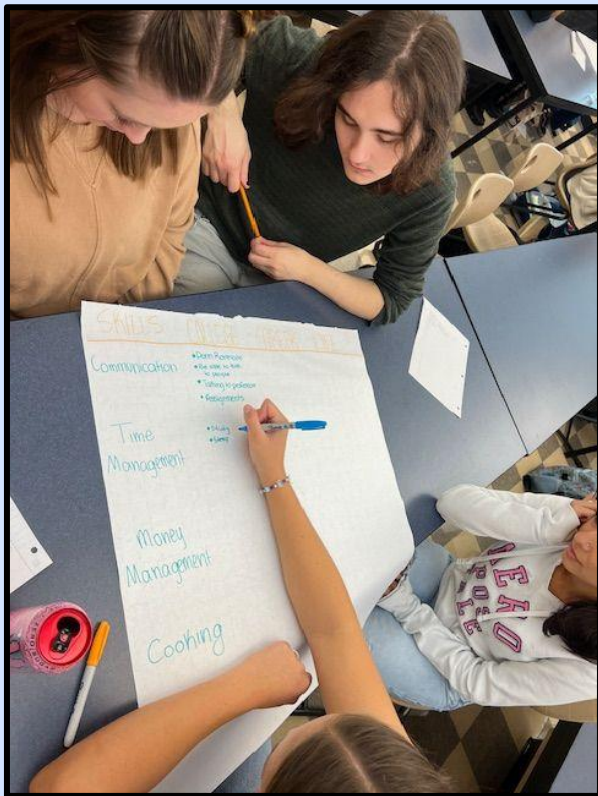
ABERDEEN HIGH SCHOOL

Home of the Bobcats

School Board Presentation
December 17, 2024



DEMOGRAPHICS



Total: 930 Students

MALE:	465	50%
FEMALE:	465	50%

FREE & REDUCED:	544	60%
SPED:	154	17%
RUNNING START:	108*	12% *30 college only
ELL:	113	13%
504:	53	6%
NATIVE ED:	43	5%
HIGH CAP:	29	3%

WHITE:	480	51%
HISPANIC:	349	37%
TWO OR MORE RACES:	59	6%
NATIVE AMERICAN:	15	1.6%
AFRICAN AMERICAN :	14	1.5%
PACIFIC ISLANDER:	0	0%



ACADEMICS

AP Courses

*148 students are
participating
in at least 1 AP course*

.....

AP Biology: 20
AP World History: 48
AP English: 18
AP US History: 45
AP Physics: 12
**AP Environmental
Science:** 24



Central
Washington
University

College in the HS Courses

*36 students are participating
in at least 1 CiHS course*

.....

PHYS101 Astronomy: 20
MTH153 Pre-Calculus: 23

AVID

*99 students are participating
in an AVID course*



MUSIC

*167 students are
participating in a
music course*

.....

Jazz Band: 13
Symphonic Band: 22
Wind Ensemble: 15
Percussion: 16
Guitar: 24
Goldenaires: 19
Chamber Choir: 23
Mixed Choir: 54
Orchestra: 10



ACADEMICS

SKILLS CENTER PROGRAMS

Auto Tech

17 students (6/17 from AHS)

Cosmetology

16 students (9/16 from AHS)

Industrial Engineering

15 students (12/15 from AHS)

Medical Assistant

2 from AHS

Professional Medical Careers

33 students (18/33 from AHS)





SWIS DATA

Overall 2024/2025

Tier 1: 92.8% of Students

0 Referrals - 781 Students

1 Referral - 91 Students

Tier 2: 5.4% of Students

2-3 Referrals - 38 Students

4-5 Referrals - 13 Students

Tier 3: 1.7% of Students

6-8 Referrals - 9 Students

9+ Referrals - 7 Students

.....

Overall Referrals in November 2023

Tier 1: 85.84%

0 Referrals - 684 Students

1 Referral - 143 Students

Tier 2: 10.47%

2-3 Referrals - 79 Students

4-5 Referrals - 20 Students

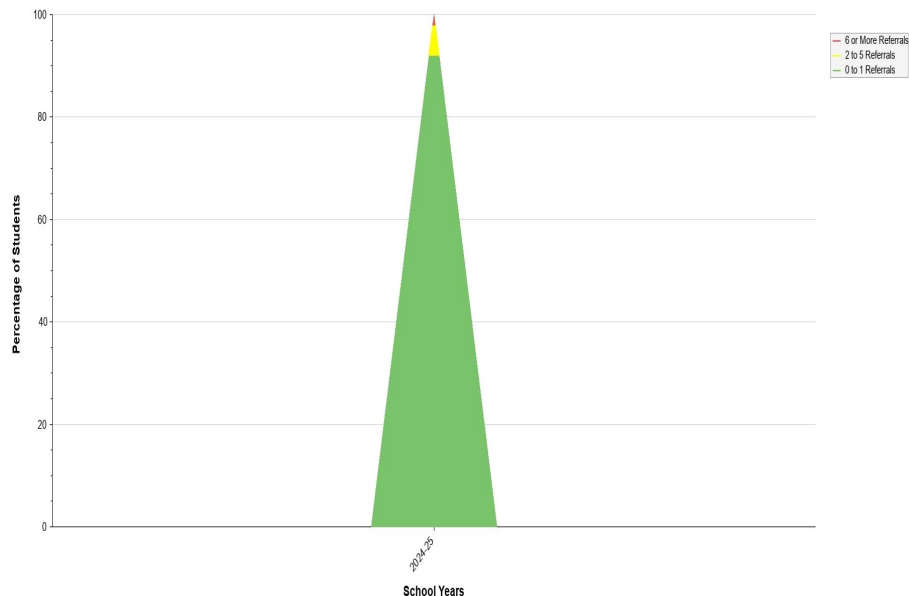
Tier 3: 3.7%

6-8 Referrals - 20 Students

8+ Referrals - 15 Students

Triangle Data Report

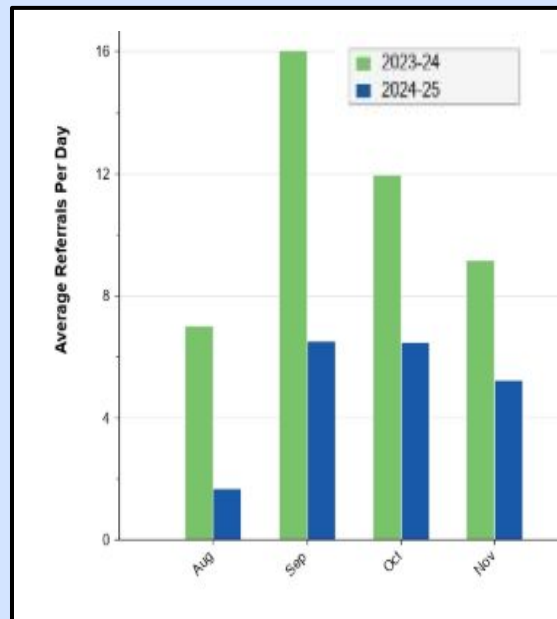
All, 2024-25 - 2024-25





SWIS DATA

	Avg. Referrals Per Day	Minors (Staff Managed)	Majors (Admin Managed)
November 2024 November 2023	5.24 9.17	67 118	22 47
October 2024 October 2023	6.43 11.95	112 196	36 67
Sept. 2024 Sept. 2023	6.35 16.05	83 287	49 48





Accountability Projects

Through Restorative trainings last Spring, AHS has implemented Wednesday Accountability Projects in order to keep students in school and to have discipline situations that result in meaningful and personal accountability.



Restorative practices focus on:

- Proactively building strong relationships with students and families
- Repairing relationships once they have been damaged
- Identifying root causes of behaviors and identifying strategies to change them

September - 15 students

October - 15 students

November - 9 students



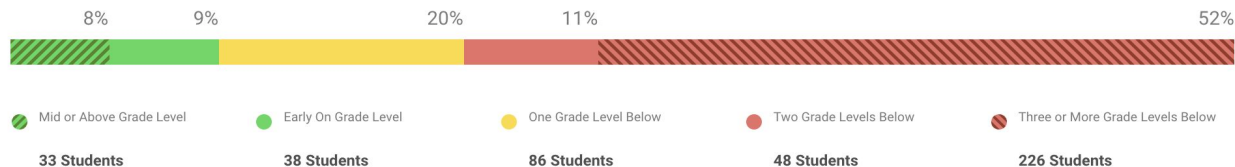


iReady Scores Reading

Fall 2023

Overall Placement

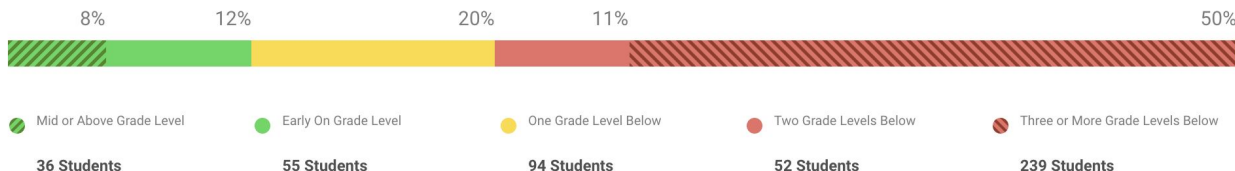
Students Assessed/Total: 431/880



Fall 2024

Overall Placement

Students Assessed/Total: 476/930



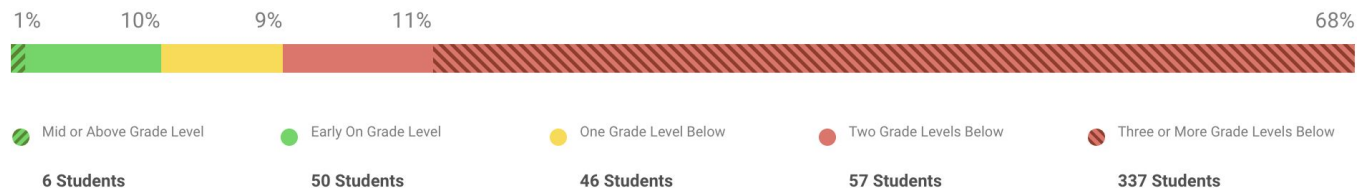


iReady Scores Math

Fall 2023

Overall Placement

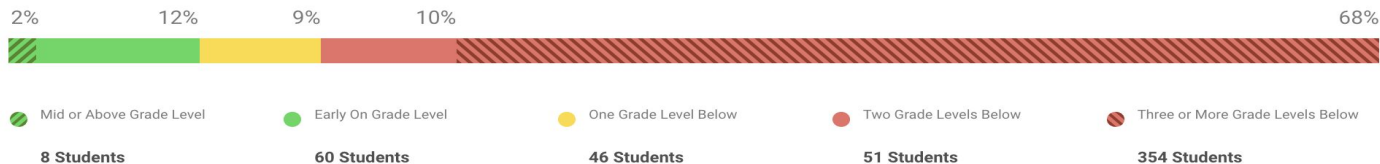
Students Assessed/Total: 496/880



Fall 2024

Overall Placement

Students Assessed/Total: 519/930



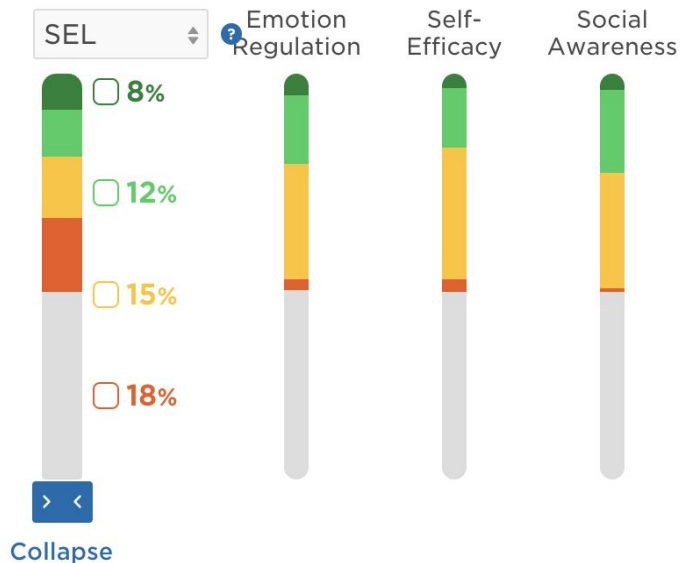


Social Emotional Learning

Overall Student Competency & Well-Being Measures

Semester 1

2023-2024



Semester 1

2024-2025





Fall Conference Data

Fall 2024

.....

AHS Students: **945**

Scheduled Conferences: **774**

Not Scheduled Conferences: **171**

Attended: **687**

No Shows: **87**

Percentage: **72.6%**

Fall 2023

.....

AHS Students: **912**

Scheduled Conferences: **749**

Not Scheduled Conferences: **163**

Attended: **517**

No Shows: **232**

Percentage: **56.6%**



SIP GOAL #1 - Attendance

By Spring of 2025, the number of students attending 90% or more of their school days will increase from 70% to 80%. This growth will be measured by October and April attendance reports.

Community Engagement Board meetings

- September 17 - 13 students/families invited (7 attended)
- October 8 - 19 students/families invited (13 attended)
- November 5 - 16 students/families invited (11 attended)
- December 9 - 16 students/families invited (13 attended)

Accountability Projects (Restorative Justice)

- Wednesday's - AHS library for one hour

Attendance Recognition Celebration

- Perfect attendance (9 students)
- Most improved attendance
- January Lunch Recognition

Administration Meetings

- 1st period attendance monitoring

Percentage of students with 90% attendance rate by grade:

	9th 238 students	10th 239 students	11th 235 students	12th 219 students
SEPT	60% 142	54% 129	67% 156	69% 149
OCT	67% 158	64% 153	73% 171	74% 162
NOV	66% 157	64% 153	73% 170	75% 163



SIP GOAL #2 & #3 - Academics



Focus on Freshmen Success



.....

By Spring of 2025, the percentage of 9th grade students earning their English credit will increase from 81% to 85%, compared to the 2023-24 school year. The freshmen subgroup includes all demographics: American Indian/Alaskan Native; Hispanic/Latino; English Language Learners; Low Income; and Students with Disabilities.

.....


By Spring of 2025, the percentage of 9th-grade students earning their math credit will increase from 79% to 85%, compared to the 2023-24 school year. The freshmen subgroup includes all demographics: American Indian/Alaskan Native; Hispanic/Latino; English Language Learners; Low Income; and Students with Disabilities.

- **After School Program - Mondays through Thursdays**
- **Peer Mentoring Program (Link Crew) - Tuesdays & Thursdays ([Link](#))**
- **Grade level meetings - Counselors in Auditorium during Advisory**
- **Cats Connections (Advisory) - Grade checks & Grade reflections**
- **Staff meetings focused on AVID strategies**



SIP GOAL #2 & #3 - Academics

Peer mentor program (Link Crew) - Tuesdays & Thursdays during advisory






GEARUP stands for Gaining Early Awareness and Readiness for Undergraduate Programs. It is a competitive, federal program that aims to increase the number of low-income students prepared to enter and succeed in postsecondary education. We look forward to supporting our students in some of the following ways:

- College Visits
- Job Shadows
- Internships
- College Applications
- FAFSA Support
- Community Service
- Work Based Learning



Faith Taylor Eldred: AHS Gear Up Advisor (9-10)
Jessica Madison: AHS Gear Up Advisor (11-12)
Lacey McMeekin: Gear Up Secretary

MTSS



ART



CLUBS



GEARUP



PBIS

**WHAT DOES IT
MEAN TO BE A
BOBCAT?**



FOOTBALL



SPORTS

MUSIC



ASB



AVID

