

# Elementary Facility Plan Citizen Task Force Recommendations

December 18, 2024



# Background and Purpose



# Why another Task Force meeting?

- Task Force recommendations from 12/4 Task Force meeting were presented to Board on 12/9
- Refined information on “receiver” school fit and AGR received after 12/4 Task Force meeting—want to confirm that this would not change recommendation
- Meeting also provides an opportunity to review report to Board and tweak if necessary to fully reflect Task Force’s recommendation, though meeting not intended to explore new options or bundles
- Rest of this presentation is framed as the Task Force’s report to the Board, with added information from new findings where necessary

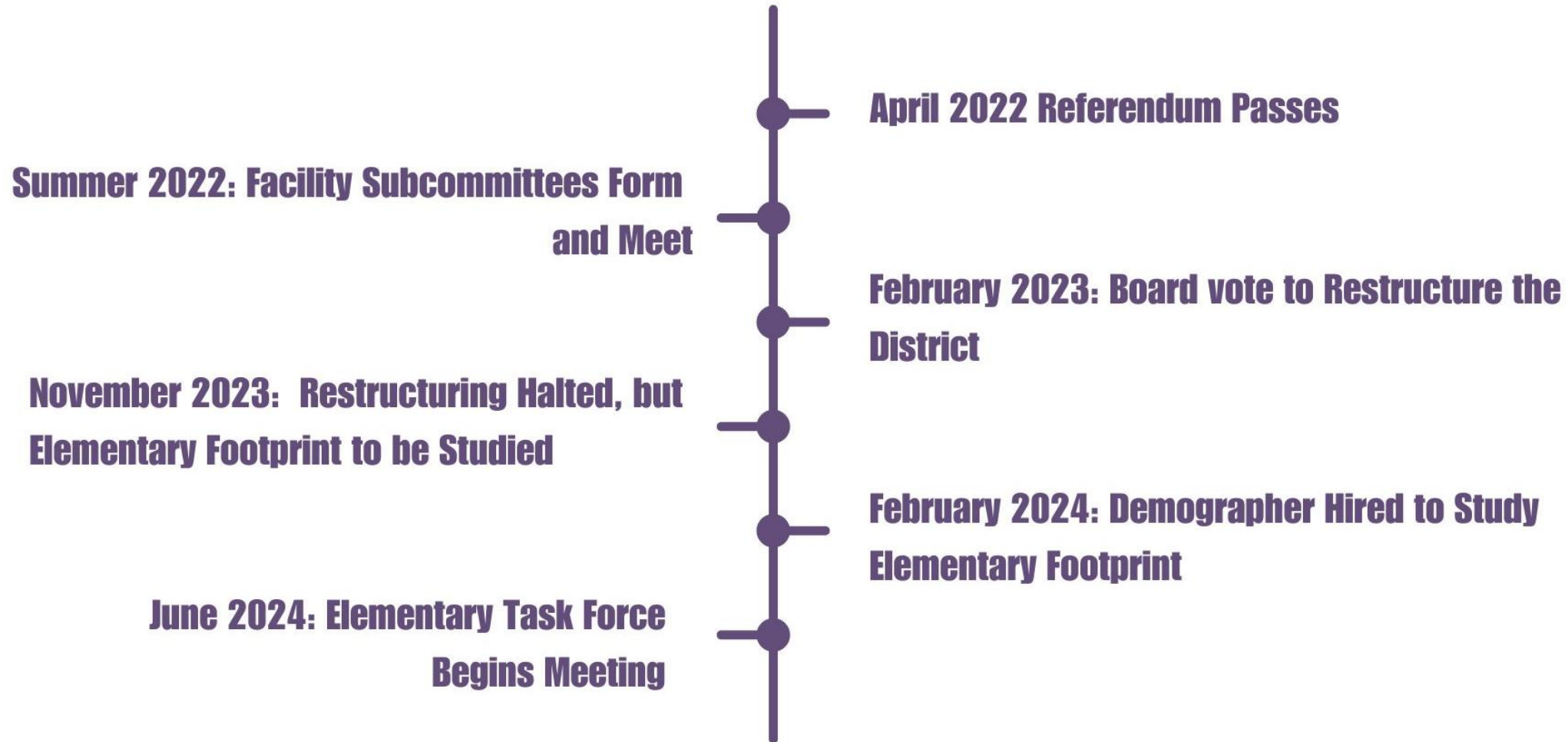


# What are the issues we are trying to resolve?

- Over 1,100 empty seats in District's 13 elementary schools today—projected to grow to around 1,300 empty seats by 2027 if no changes
- Projected \$2 to \$3 million annual operating deficit by 2027
- Aging building infrastructure—nearly \$25 million in 10-year deferred maintenance needs across 13 elementary buildings
- These factors are driven by demographic, economic, and policy factors beyond the District's control
- The Wausau School District is not alone in facing these issues




# How did we get here?



# Who are the Task Force members?

- Consultant advised a maximum Task Force size of 45 members to allow range of people and interests, but also workable meetings with meaningful interaction
- Members applied and randomly selected in Spring 2024, with representation among parents with children in WSD schools, residents without children in WSD schools, and elementary educators and support staff
- Other community members invited to follow, and [Web page](#) has been maintained with all information also shared with the Task Force



# What is the Task Force's charge from the Board?

- Develop, evaluate, and *recommend one or two preferred elementary school facility options* by the end of 2024
- Advise *whether the number of elementary schools in the District should be reduced and if so, then how, where, and when*
- Serve as factual “key communicators” to and from the District community throughout the process
- Prepare and present a report summarizing findings and advisory recommendations to the School Board, with consultant and administrative support
- Consider student enrollment projections, whether 4K should be included in all elementary schools, conditions and locations of school buildings, and other option evaluation criteria approved by School Board following Task Force advice



# Elementary Facility Option Evaluation Criteria

Board asked the Task Force to use the following criteria in its preparation, evaluation, and recommendation of different facility options:

1. *Fiscal Responsibility*: This highest priority criterion should consider building improvements, staffing requirements, and capital and operational costs relative to District financial constraints.
2. *Efficient Building Utilization*: Current and projected enrollment should be reasonably balanced among our elementary schools, not substantially (i.e., more than 30%) below functional building capacities, and not above functional building capacities.





# Elementary Facility Option Evaluation Criteria

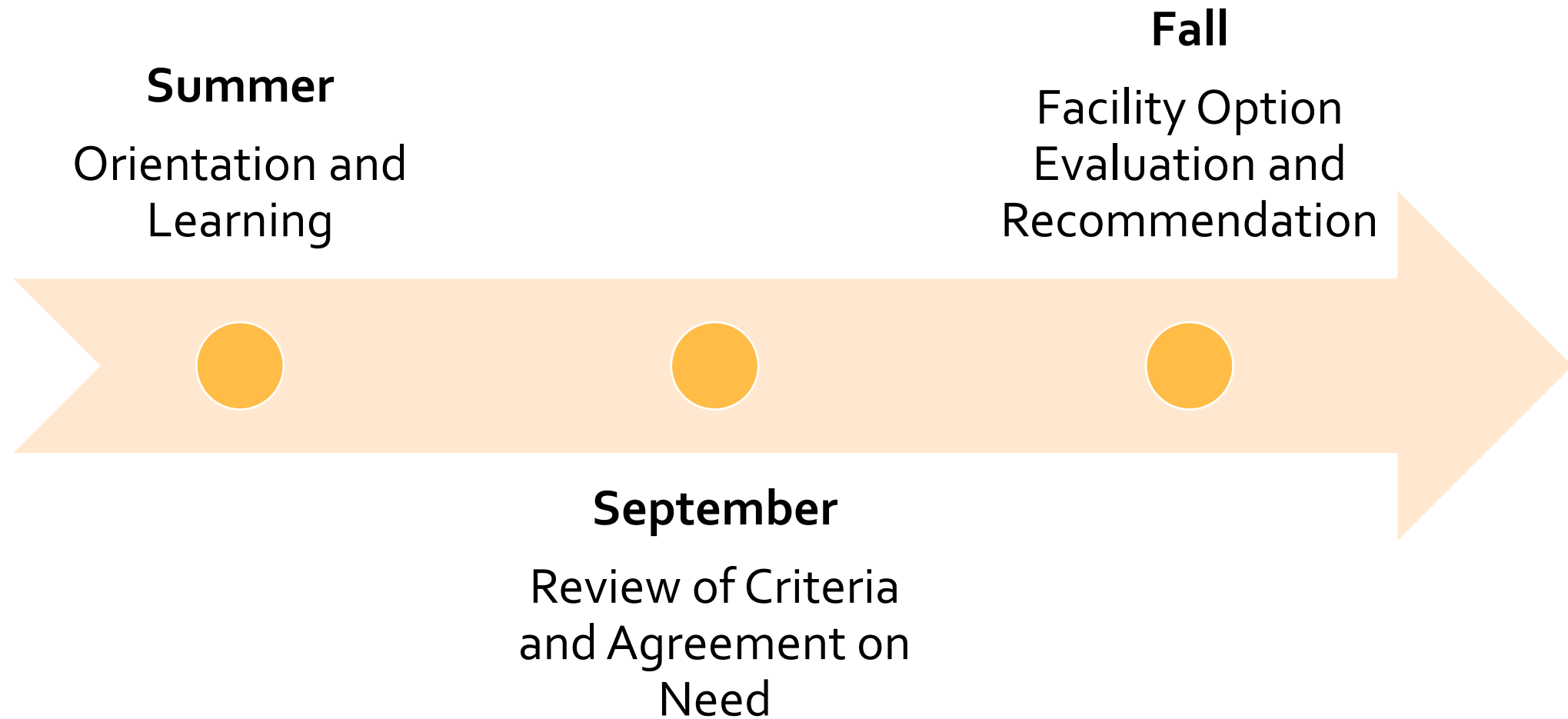
3. *Maintain Educational Opportunities:* Extent to which the option provides a full and equal range of educational services and offerings across all standard elementary schools.
4. *Minimize Impact on Students:* The number of students affected by any changes should be minimized to the extent practical, except that movements of too small of groups should also be minimized.
5. *Schools Close to Students:* Elementary school buildings should be close to where concentrations of students live, and where students can safely walk to school.



# Task Force Process Steps



# Task Force Process Overview



# Task Force Process Overview

- Overall, Task Force met 10 times covering over 24 hours of meeting time and including over 80 small- and full-group discussions
- Over 50 emails sent from administration to Task Force over process
- Members asked many questions, including 96 included in “Questions & Responses” document
- Task Force considered general options to close schools, 10 different individual facility consolidation options, 2 “bundles” of options, and 3 possible “variations” to these bundles



# Task Force Agreement on Need



## Evaluation of Broad Elementary School Closure Scenarios Elementary Facility Plan Citizen Task Force

Close No Schools (13 remain)	Close 1 School (12 remain)	Close 2 Schools (11 remain)	Close 3 Schools (10 remain)	Close 4 Schools (9 remain)
<b>Criterion 1 Fiscal Responsibility</b> <ul style="list-style-type: none"><li>• \$118 million operating budget</li><li>• Projected \$2.5 million deficit by 2027</li><li>• No savings through building closure</li></ul>	<b>Criterion 1 Fiscal Responsibility</b> <ul style="list-style-type: none"><li>• \$150-\$200K less in annual operating expenses (not including staff)</li><li>• \$300-\$350K less in annual staff expenses through attrition (by year 3)</li></ul>	<b>Criterion 1 Fiscal Responsibility</b> <ul style="list-style-type: none"><li>• \$300-\$400K less in annual operating expenses (not including staff)</li><li>• \$600-\$700K less in annual staff expenses through attrition (by year 3)</li></ul>	<b>Criterion 1 Fiscal Responsibility</b> <ul style="list-style-type: none"><li>• \$450-\$600K less in annual operating expenses (not including staff)</li><li>• \$900K-\$1M less in annual staff expenses through attrition (by year 3)</li></ul>	<b>Criterion 1 Fiscal Responsibility</b> <ul style="list-style-type: none"><li>• \$600-\$800K less in annual operating expenses (not including staff)</li><li>• \$1.2-\$1.4M less in annual staff expenses through attrition (by year 3)</li></ul>
<b>Criterion 2 Efficient Building Utilization</b> <ul style="list-style-type: none"><li>• Avg 2027 per-school enrollment: 248</li><li>• Avg 2027 building utilization: 71%</li><li>• Elementary building capacities:4,550</li></ul>	<b>Criterion 2 Efficient Building Utilization</b> <ul style="list-style-type: none"><li>• Avg 2027 per-school enrollment: 269</li><li>• Avg 2027 building utilization: 77%</li><li>• Elementary building capacities:4,200</li></ul>	<b>Criterion 2 Efficient Building Utilization</b> <ul style="list-style-type: none"><li>• Avg 2027 per-school enrollment: 293</li><li>• Avg 2027 building utilization: 84%</li><li>• Elementary building capacities:3,850</li></ul>	<b>Criterion 2 Efficient Building Utilization</b> <ul style="list-style-type: none"><li>• Avg 2027 per-school enrollment: 323</li><li>• Avg 2027 building utilization: 92%</li><li>• Elementary building capacities:3,500</li></ul>	<b>Criterion 2 Efficient Building Utilization</b> <ul style="list-style-type: none"><li>• Avg 2027 ES Enrollment: 358</li><li>• Avg 2027 building utilization: 102%</li><li>• Elementary building capacities:3,150</li></ul>
<b>Criterion 3 Maintain Educational Opportunities</b> <ul style="list-style-type: none"><li>• 6 AGR schools maintained</li><li>• Avg 2 sections per grade per school</li><li>• Unbalanced class sizes among schools</li><li>• Same traveling staff among schools</li><li>• No "collaborative &amp; safe" environment changes</li></ul>	<b>Criterion 3 Maintain Educational Opportunities</b> <ul style="list-style-type: none"><li>• Likely to maintain 6 AGR schools</li><li>• Likely avg 2 grade sections/school</li><li>• Unbalanced class sizes among schools</li><li>• Similar traveling staff among schools</li><li>• Marginal "collaborative &amp; safe" improvements thru closure choice</li></ul>	<b>Criterion 3 Maintain Educational Opportunities</b> <ul style="list-style-type: none"><li>• Likely to maintain 6 AGR schools</li><li>• Avg 2-3 grade sections/school</li><li>• Somewhat more balanced class sizes</li><li>• Fewer travelling staff among schools</li><li>• Some "collaborative &amp; safe" improvements thru closure choices</li></ul>	<b>Criterion 3 Maintain Educational Opportunities</b> <ul style="list-style-type: none"><li>• Probable to maintain 6 AGR schools</li><li>• Likely avg 3 grade sections/school</li><li>• More balanced class sizes with capacity challenges emerging</li><li>• Fewer travelling staff among schools</li><li>• Greater "collaborative &amp; safe" improvements thru closure choices</li></ul>	<b>Criterion 3 Maintain Educational Opportunities</b> <ul style="list-style-type: none"><li>• Challenge to maintain 6 AGR schools</li><li>• Avg 3 sections per grade per school</li><li>• More balanced but some overpopulated classes</li><li>• Fewer travelling staff among schools</li><li>• Even more "collaborative &amp; safe" improvements thru closure choices</li></ul>
<b>Criterion 4 Minimize Impact on Students</b> <ul style="list-style-type: none"><li>• No students would change schools</li></ul>	<b>Criterion 4 Minimize Impact on Students</b> <ul style="list-style-type: none"><li>• ~250 students (8%) change schools</li><li>• 1-to-1 school consolidation possible</li></ul>	<b>Criterion 4 Minimize Impact on Students</b> <ul style="list-style-type: none"><li>• ~500 students (16%) change schools</li><li>• 1-to-1 school consolidation possible</li></ul>	<b>Criterion 4 Minimize Impact on Students</b> <ul style="list-style-type: none"><li>• ~750 students (23%) change schools</li><li>• 1-to-1 school consolidation more challenging</li></ul>	<b>Criterion 4 Minimize Impact on Students</b> <ul style="list-style-type: none"><li>• ~1,000 students (31%) change schools</li><li>• 1-to-1 consolidation improbable</li></ul>
<b>Criterion 5 Schools Close to Students</b> <ul style="list-style-type: none"><li>• 5 east side schools remain open</li><li>• 8 west side schools remain open</li></ul>	<b>Criterion 5 Schools Close to Students</b> <ul style="list-style-type: none"><li>• 4-5 east side schools remain open</li><li>• 7-8 west side schools remain open</li></ul>	<b>Criterion 5 Schools Close to Students</b> <ul style="list-style-type: none"><li>• 3-4 east side schools remain open</li><li>• 7-8 west side schools remain open</li></ul>	<b>Criterion 5 Schools Close to Students</b> <ul style="list-style-type: none"><li>• 3-4 east side schools remain open</li><li>• 6-7 west side schools remain open</li></ul>	<b>Criterion 5 Schools Close to Students</b> <ul style="list-style-type: none"><li>• 3-4 east side schools remain open</li><li>• 5-6 west side schools remain open</li></ul>
My Notes	My Notes	My Notes	My Notes	My Notes

At its September 11<sup>th</sup> meeting, all Task Force members agreed that up to four elementary schools should be closed based on review against criteria—without being specific on which schools at that point



# Task Force Narrowing of Schools to Consider

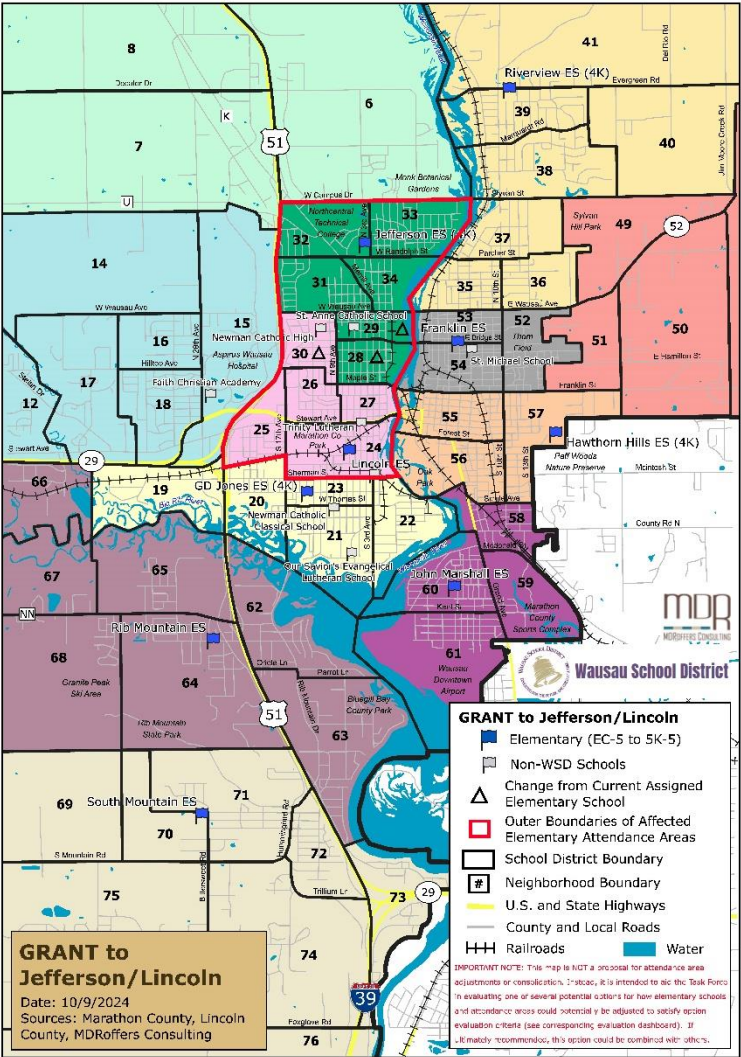
Elementary School	"Candidate"	"Question Mark"	"Unlikely"
Franklin		XXXXX	XXXX
G.D. Jones (4K)			XXXXXXXXXX
Grant	XXXXXX	XX	X
Hawthorn Hills (4K)	XXX	XXXXX	X
Hewitt-Texas	XXXXXXXXXX	X	
Jefferson (4K)			XXXXXXXXXX
John Marshall	XXX	XXX	XXX
Lincoln	XX	XXXXX	XX
Maine		XXXXX	XXXX
Rib Mountain	XXXXX	XXX	X
Riverview (4K)			XXXXXXXXXX
South Mountain			XXXXXXXXXX
Stettin			XXXXXXXXXX

At its September 25<sup>th</sup> meeting, Task Force members voted on which schools were "candidates", "question marks", and "unlikely" for potential closure—again based on its review against the evaluation criteria





# Task Force Evaluation of 10 Different Options



**Elementary Facility Option Evaluation Dashboard**  
**GRANT to Jefferson/Lincoln**  
10/9/24

**Criterion 1: Fiscal Responsibility**

10-year maintenance costs avoided	~\$3.0M	CRITERION MET?	Yes	No	Not Sure
Annual operating cost reduction	\$140-\$160K	MY NOTES:			
Staff expense reduction (through 3 yr attrition)	\$320-\$360K				
State and federal funding impact (AGR/Title 1)	Low				
Projected number of bus routes	1-2 more				
Cost estimates are in 2024 dollars. Option could also yield one-time sale revenue.					

**Criterion 2: Efficient Building Utilization**

School	2023-24 Enrollment	Projected Enrollment 2027	2035	Building Capacity	CRITERION MET?	Yes	No	Not Sure
Grant	186	-	-	236-262	MY NOTES:			
Jefferson (4K)	391	504	472	524-582				
Lincoln	209	252	235	284-316				

Enrollment per MDRoffers' projections; building capacity range per District.

**Criterion 3: Maintain Educational Opportunities**

School	Year built	Last addition/remodel	Site area	Separate gym & cafeteria?	A/C?	Learning space suitability	CRITERION MET?	Yes	No	Not Sure
Grant	1910	2001	Small			Suitable	MY NOTES:			
Jefferson	1956	2016	Small	X	X	Most Suitable				
Lincoln	1970	1993	Small		X	More Suitable				

**Criterion 4: Minimize Impact on Students**

Neighborhoods changing attendance areas	3 (4%)	CRITERION MET?	Yes	No	Not Sure
2023-24 students changing attendance areas	186 (5%)	MY NOTES:			
To Jefferson Elementary	130 (70%)				
To Lincoln Elementary	56 (30%)				
Impacts middle/high school attendance areas?	No				

**Criterion 5: Schools Close to Students**

School	2023-24 elementary students living within:	2023-24 walking zone students reassigned to school	Longest estimated bus travel time	Preschool and wrap-around care providers within 1 mile	CRITERION MET?	Yes	No	Not Sure
	1/4 mile	1 mile	2 miles		MY NOTES:			
Jefferson	46%	84%	100%	86	20-25 min	1		
Lincoln	49%	91%	100%	46	20-25 min	3		

This dashboard is NOT a proposal for attendance area adjustments or consolidation. Instead, it is intended to aid the Task Force in evaluating one of several potential options for how elementary schools and attendance areas could potentially be adjusted to satisfy these five option evaluation criteria. If ultimately recommended, this option could be combined with others. The October 9, 2024 Task Force meeting presentation provides more information on the methodologies for calculating metrics presented in this dashboard.

- During October to early December meetings
- Each option accompanied by a map of possible attendance area changes and a dashboard comparing the option to the 5 criteria
- Members ranked and discussed how well each option met the criteria



# Options and Task Force Preference Rankings

Elementary Facility Option	Average		
	11/13 Rank (lower # = higher rank)	#1 Ranks	#10 Ranks
Hewitt-Texas to Riverview	2.5	22	2
Grant to Jefferson (& 4K Academy from Jefferson to Lincoln)	2.9	7	0
Lincoln to G.D. Jones (& 4K Academy from G.D. Jones to Lincoln)	3.1	1	0
Hawthorn Hills to John Marshall/Franklin (& 4K to Riverview)	4.0	6	0
Rib Mountain to South Mountain/G.D. Jones	5.8	1	2
Grant to Jefferson/Lincoln	5.9	0	3
Franklin to Hawthorn Hills/Riverview	6.6	0	1
John Marshall to Hawthorn Hills (& Neigh. 55 to Franklin)	7.0	0	4
Hawthorn Hills to John Marshall/Franklin/Lincoln (& 4K to Riverview)	8.1	0	9
Lincoln to Grant/Hawthorn Hills	9.0	0	16





# Focus of 12/4/2024 Task Force Meeting

- Discussed 2 potential option “bundles” and 3 potential “variations”
  - *Option* = involves the closing or repurposing of one elementary school, shifting its students to one or more remaining elementary schools
  - *Bundle* = grouping of individual elementary school facility consolidation options that may in combination meet the Board’s evaluation criteria
  - *Variation* = potential add-on or substitution within a bundle, or possibly an idea for future consideration or implementation
- Recommended a preferred and an alternative option bundle to the Board, plus recommendations on other related matters



# 12/4 Task Force Recommendations



# Bundles, Variations, and Task Force Voting

25	5
----	---

**Bundle 1:** Hewitt-Texas to Riverview (including east side 4K Academy); Hawthorn Hills to John Marshall/Franklin; Lincoln to G.D. Jones; Grant to Jefferson; Lincoln repurposed as west side 4K Academy

0	0
---	---

Bundle 1 + Variation A: Bundle 1, except single 4K Academy at Hawthorn Hills instead of Lincoln and Riverview 4K Academies

2	6
---	---

Bundle 1 + Variation B: Bundle 1, plus Rib Mountain to expanded South Mountain option

3	17
---	----

**Bundle 2:** Hewitt-Texas to Riverview; Hawthorn Hills to John Marshall/Franklin; Grant to Jefferson/Lincoln

0	0
---	---

Bundle 2 + Variation A: Bundle 2, plus single 4K Academy at Hawthorn Hills instead of G.D Jones, Jefferson, and Riverview 4K Academies

4	0
---	---

Bundle 2 + Variation B: Bundle 2, plus Rib Mountain to expanded South Mountain option

0	2
---	---

Bundle 2 + Variation C: Bundle 2, plus Rib Mountain to South Mountain/G.D. Jones option

**LEGEND:**

XX: Number of #1 Votes for Bundle/Variation	XX: Number of #2 Votes for Bundle/Variation
---	---



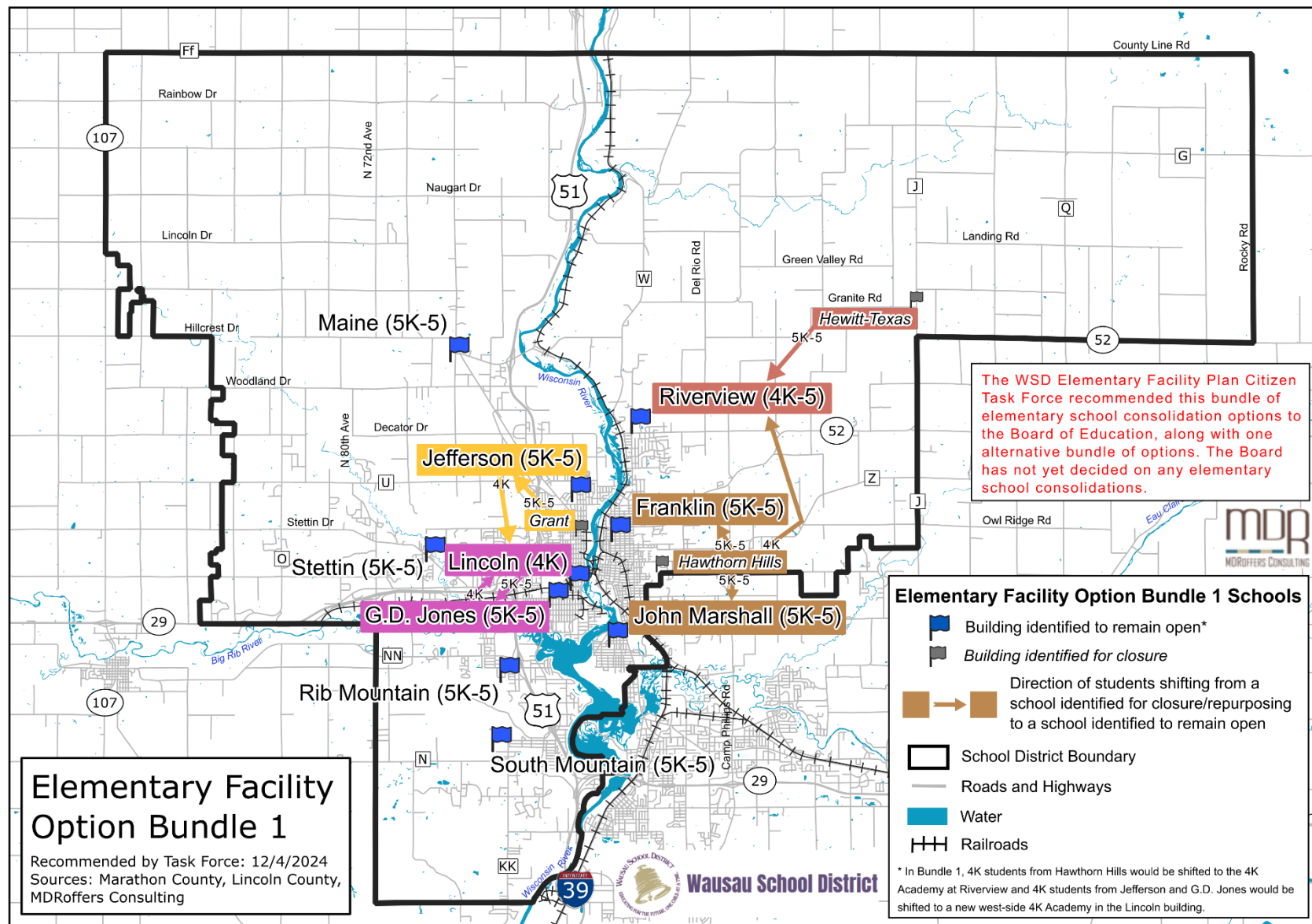
# Task Force Voting and Recommendation

- 71% of Task Force members voted “base” Bundle 1 as their most preferred bundle/variation, and an additional 14% voted Bundle 1 as their second most preferred bundle (i.e., 85% support)
- 49% voted “base” Bundle 2 as their second most preferred bundle/variation, and an additional 9% voted Bundle 2 as their most preferred (#1) bundle
- **Based on these results, the Task Force advanced Bundle 1 as its recommended bundle, with Bundle 2 also presented to the Board as an alternative**



# Recommended Elementary Facility Option Bundle 1

- Hewitt-Texas to Riverview
- Hawthorn Hills to John Marshall/Franklin (& 4K Academy to Riverview)
- Lincoln to G.D. Jones (& 4K Academy from G.D. Jones to Lincoln)
- Grant to Jefferson (& 4K Academy from Jefferson to Lincoln)



# Why Bundle 1?

- Comprised of the Task Force's 4 most preferred consolidation options
- Comprehensive solution to fill most of 1,300 empty elementary seats
- Would close or repurpose two east side and two west side schools
- Remaining schools would be regularly spaced in community
- 3 of 4 are "1-to-1 consolidations" (i.e., all students to 1 different school)
- "Receiver" schools have large populations of walking zone students
- All schools that would be closed do not have separate gym and cafeteria spaces; all receiver schools do have such separate spaces
- All receiver schools have at least "more suitable" learning spaces
- Cost savings prioritized



# Bundle 1 Against the Evaluation Criteria

## 1. Fiscal Responsibility

<b>10-year</b> maintenance costs avoided	~\$4.1M
<b>Annual</b> operating cost reduction (not bussing)	\$0.4-\$0.5M
<b>Annual</b> staff expense reduction (thru 3 yr attrition)	\$1.6-\$1.8M
<b>Annual</b> state/federal funding reduction (AGR/T1)	~\$0.14M
Projected number of bus routes	6-7 more
“Receiver” schools currently without A/C	2 (Franklin, Marshall)
Number of WSD buildings available for sale	3

Cost estimates are in 2024 dollars. Estimated \$0.6 million to add A/C to Franklin and \$0.9 million to add A/C to Marshall, assuming that deferred maintenance heating system improvements are made at the same time.



# Refined Information Since 12/4: AGR Funding

- AGR = Achievement Gap Reduction state funding program
- Had projected AGR funding impact as “likely low” on 12/4 information
- After 12/4 meeting, received detail from the Dept. of Public Instruction
  - Reduced AGR funding associated with the ~55 grade 5K-3 students that would transition from Hawthorn Hills (AGR school) to John Marshall (non-AGR school)
  - Estimated annual AGR funding decrease = \$2,579 per student = \$140,000 per year
- With this new information, Bundle 1’s projected annual operating and staff cost savings would decrease from about \$2-\$2.3 million to about \$1.85-\$2.15 million (not including deferred building maintenance avoided or bussing impacts)





# Bundle 1 Against the Evaluation Criteria

## 2. Efficient Building Utilization

School	Grades Served	Projected Enrollment		Building Capacity
		2027	2035	
Franklin	5K-5	272	249	301-334
G.D. Jones	5K-5	498	483	473-526 <sup>1</sup>
Jefferson	5K-5	471	433	473-526 <sup>1</sup>
John Marshall	5K-5	293	271	329-366
Lincoln	4K Academy	252	258	284-316 <sup>2</sup>
Maine	5K-5	235	237	248-276
Rib Mountain	5K-5	170	182	248-276
Riverview	4K Academy, 5K-5	544	524	557-619
South Mountain	5K-5	209	211	373-414
Stettin	5K-5	324	348	373-414
<b>TOTAL</b>	<b>4K Academies + 5K-5</b>	<b>3,268</b>	<b>3,196</b>	<b>3,659-4,067</b>

Would use about 89% of total functional building capacity (up from ~70% today)

<sup>1</sup> G.D. Jones's and Jefferson's capacities would decrease slightly as 5K-5 schools, with new capacities shown.

<sup>2</sup> Lincoln's capacity would increase as a 1½-day 4K Academy. Current 5K-5 capacity is shown.



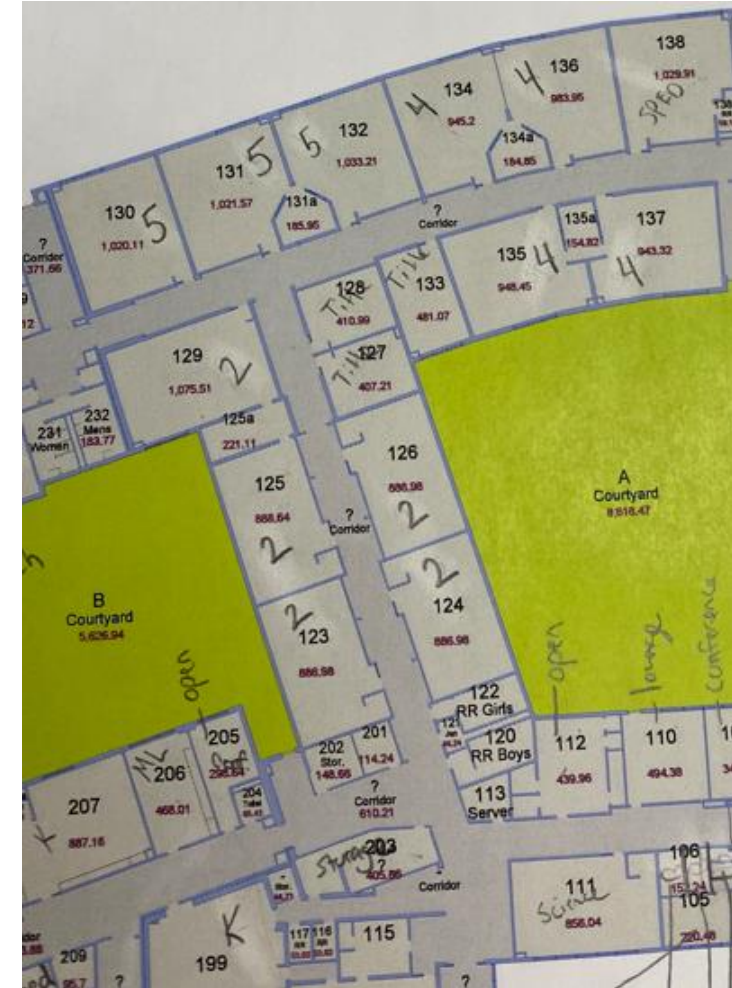
# Refined Information Since 12/4: Building Capacity

- Building capacity ranges for G.D. Jones (528-587) and Jefferson (524-582) have been presented based on their current usage, which includes half-day 4K
- However, in Bundle 1, these buildings would accommodate only all-day students in grades 5K-5, so their general capacity ranges would decrease to between 473 and 526 students for each school
- This still provides enough space for Bundle 1 to work based on general enrollment-to-capacity analysis
- Administrative staff and school principals have expended additional effort to confirm fit, through a school building mapping effort for all proposed “receiver” schools



# What was done for the school mapping effort?

- Reviewed floor plans and counts of classrooms and other spaces at each “receiver” elementary school in both bundles
- Assigned core classrooms to projected students, sections, and grades
- Also assigned classrooms and other appropriate spaces for encore classes, special education, pupil services, etc.
- Was performed in collaboration between administrative staff and principals of “receiver” school buildings



# What was learned from the school mapping effort?

- There would be enough room to fit all projected students at each “receiver” school in Bundle 1, with no changes in WSD class size policy
- Situation should only improve in time as projected enrollment decreases in affected attendance areas
- All core and encore classes would fit into full-size classroom spaces
- Some adjustments in building function would be necessary, as many excess spaces have been put to some use over the years (e.g., some programs would need to be shifted to small-group spaces, of which there would often remain some potential excess)



# What was learned from the school mapping effort?

- Bundle 1's Lincoln 4K Academy would have well more than enough space to accommodate its projected 4K student allotment, and could in theory handle all WSD 4K students assuming half-day program
- Riverview would also have enough space for its projected 4K students using the current Academy model, but without much room to spare
- What might this mean?
  - 4K students in the southeastern portion of WSD (i.e., closer to Lincoln) could be encouraged or assigned to attend the Lincoln 4K Academy
  - 4K Academies could continue to evolve—and perhaps be further consolidated—based on experience, 4K funding, and program considerations



# Bundle 1 Against the Evaluation Criteria

## 3. Maintain Educational Opportunities

School	Year built	Last addition/remodel	Usable Site Area	Separate gym & cafeteria?	A/C?	Learning space suitability
Franklin	1966	1996	Small	X		More Suitable
G.D. Jones	1997	2016	Small	X	X	Most Suitable
Jefferson	1956	2016	Small	X	X	Most Suitable
John Marshall	1922	2000	Small	X		More Suitable
Lincoln (4K only)	1970	1993	Small		X	More Suitable
Maine	1961	2000	Med.		X	Suitable
Rib Mountain	1955	1992	Med.		X	More Suitable
Riverview (4K)	1964	2022	Med.	X	X	Most Suitable
South Mountain	1997	2022	Large		X	More Suitable
Stettin	2000	2022	Large	X	X	More Suitable



# Bundle 1 Against the Evaluation Criteria

## 4. Minimize Impact on Students

Neighborhoods changing attendance areas	18 (24%)
Estimated <u>5K-5</u> students changing attendance areas	679 (20%)
Impacts middle/high school attendance areas?	No

The data in the center row was updated since the 12/4 meeting to remove 4K students from those changing attendance areas, as 4K students only have a one-year “career” in 4K before most change school buildings anyway



# Bundle 1 Against the Evaluation Criteria

## 5. Schools Close to Students

Receiver School	2023-24 elementary students living within...			2023-24 walking zone students reassigned to this school	Longest estimated bus travel time	Preschool and wrap-around care providers within 1 mile
	½ mile	1 mile	2 miles			
Franklin	61%	97%	100%	91	20-25 min	6
G.D. Jones	38%	90%	100%	94	20-25 min	3
Jefferson	43%	84%	100%	131	20-25 min	1
John Marshall	46%	62%	100%	88	20-25 min	2
Riverview (5K-5)	17%	33%	71%	0	35-45 min	0

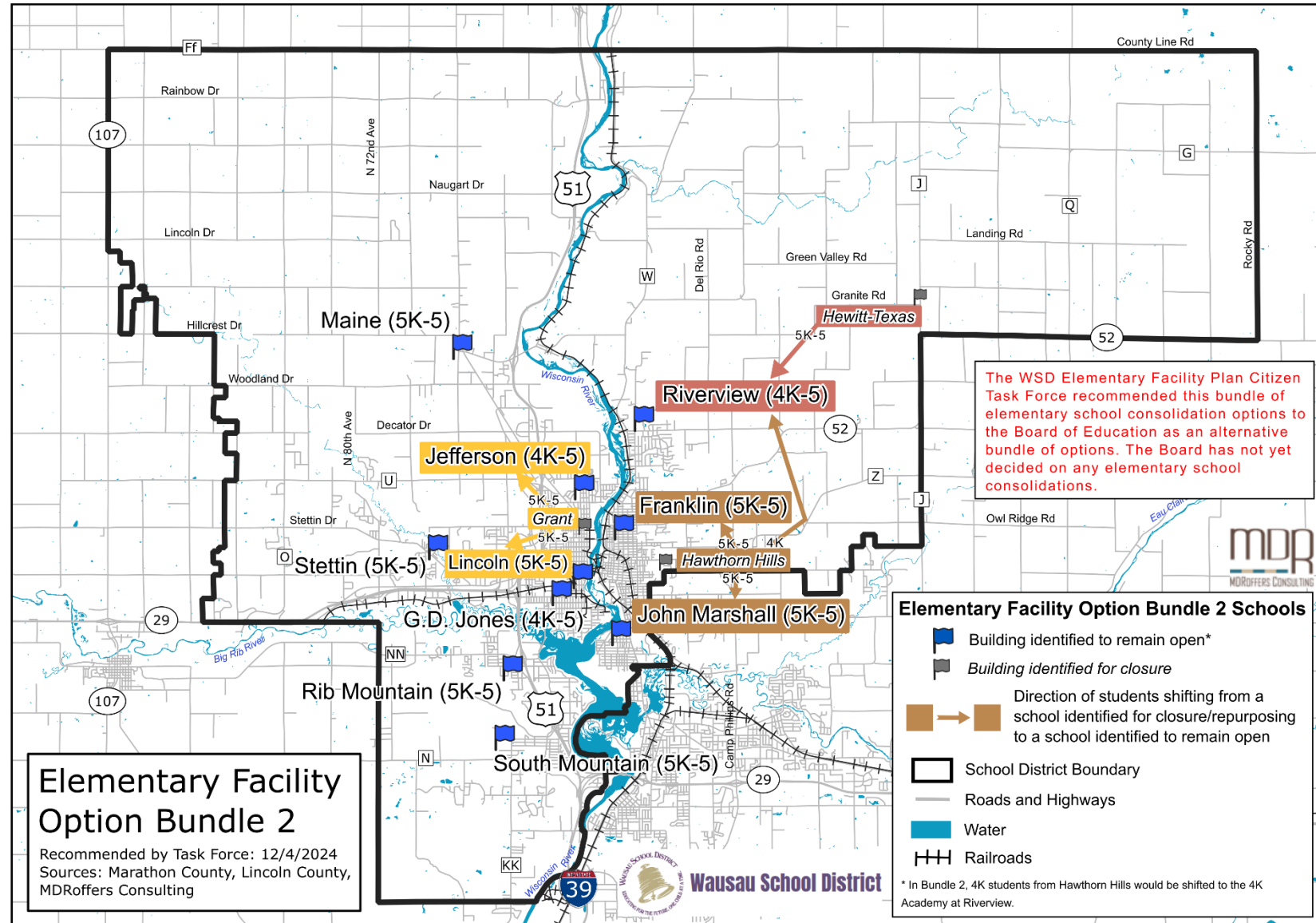
- Roughly 250 4K students, most from the west side of the District, would attend a consolidated 4K Academy at Lincoln, which would no longer serve grades 5K-5.
- Riverview would serve as the District's east side 4K Academy, in addition to remaining a grade 5K-5 site.





# Alternative Elementary Facility Option Bundle 2

- Hewitt-Texas to Riverview
- Hawthorn Hills to John Marshall/Franklin (& 4K Academy to Riverview)
- Grant to Jefferson/Lincoln



# Why Bundle 2?

- Represents more modest, incremental solution than Bundle 1, resulting in less change for the community
- Fewer students would change schools compared to Bundle 1
- Not as significant of a 4K model shift as Bundle 1—Hawthorn Hills 4K Academy would relocate but other three current 4K sites remain
- All schools that would be closed do not have separate gym and cafeteria spaces; all “receiver” schools have such separate spaces
- Remaining schools reasonably spaced
- Receiver schools have large populations of walking zone students
- All receiver schools have at least “more suitable” learning spaces



# Bundle 2 Against the Evaluation Criteria

## 1. Fiscal Responsibility

<b>10-year</b> maintenance costs avoided	~\$4.1M
<b>Annual</b> operating cost reduction (not bussing)	\$0.4-\$0.5M
<b>Annual</b> staff expense reduction (thru 3 yr attrition)	\$0.9-\$1.1M
<b>Annual</b> state/federal funding reduction (AGR/T1)	~\$0.14M
Projected number of bus routes	3-5 more
“Receiver” schools currently without A/C	2 (Franklin, Marshall)
Number of WSD buildings available for sale	3

Cost estimates are in 2024 dollars. Estimated \$0.6 million to add A/C to Franklin and \$0.9 million to add A/C to Marshall, assuming that deferred maintenance heating system improvements are made at the same time.



# Bundle 2 Against the Evaluation Criteria

## 2. Efficient Building Utilization

School	Grades Served	Projected Enrollment		Building Capacity
		2027	2035	
Franklin	5K-5	272	249	301-334
G.D. Jones	4K Academy, 5K-5	465	467	528-587
Jefferson	4K Academy, 5K-5	504	472	524-582
John Marshall	5K-5	293	271	329-366
Lincoln	5K-5	252	235	284-316
Maine	5K-5	235	237	248-276
Rib Mountain	5K-5	170	182	248-276
Riverview	4K Academy, 5K-5	544	524	557-619
South Mountain	5K-5	209	211	373-414
Stettin	5K-5	324	348	373-414
<b>TOTAL</b>	<b>4K Academies + 5K-5</b>	<b>3,268</b>	<b>3,196</b>	<b>3,809-4,232</b>

Would use about 85% of total functional building capacity (up from ~70% today)



# What was learned from the school mapping effort?

- Similar performance to Bundle 1 for east side schools
- Based on the school mapping effort results, space would actually be tighter at Jefferson in Bundle 2 compared to Bundle 1



# Bundle 2 Against the Evaluation Criteria

## 3. Maintain Educational Opportunities

School	Year built	Last addition/ remodel	Usable Site Area	Separate gym & cafeteria?	A/C?	Learning space suitability
Franklin	1966	1996	Small	X		More Suitable
G.D. Jones (4K)	1997	2016	Small	X	X	Most Suitable
Jefferson (4K)	1956	2016	Small	X	X	Most Suitable
John Marshall	1922	2000	Small	X		More Suitable
Lincoln	1970	1993	Small		X	More Suitable
Maine	1961	2000	Med.		X	Suitable
Rib Mountain	1955	1992	Med.		X	More Suitable
Riverview (4K)	1964	2022	Med.	X	X	Most Suitable
South Mountain	1997	2022	Large		X	More Suitable
Stettin	2000	2022	Large	X	X	More Suitable



# Bundle 2 Against the Evaluation Criteria

## 4. Minimize Impact on Students

Neighborhoods changing attendance areas	14 (18%)
Estimated <u>5K-5</u> students changing attendance areas	469 (14%)
Impacts middle/high school attendance areas?	No

The data in the center row was updated since the 12/4 meeting to remove 4K students from those changing attendance areas, as 4K students only have a one-year “career” in 4K before most change school buildings anyway





# Bundle 2 Against the Evaluation Criteria

## 5. Schools Close to Students

Receiver School	2023-24 elementary students living within...			2023-24 walking zone students reassigned to this school	Longest estimated bus travel time	Preschool and wrap-around care providers within 1 mile
	½ mile	1 mile	2 miles			
Franklin	61%	97%	100%	91	20-25 min	6
Jefferson	46%	84%	100%	86	20-25 min	1
John Marshall	46%	62%	100%	88	20-25 min	2
Lincoln	49%	91%	100%	46	20-25 min	3
Riverview (5K-5)	17%	33%	71%	0	35-45 min	0



# Anticipated Questions



# Why Consolidate 4K Academies? Per Task Force...

- Provides space for “1-to-1 consolidations” of Lincoln to G.D. Jones and Grant to Jefferson, which is a primary component of Bundle 1 and helps achieve “minimize student change” criterion
- Provides west side 4K Academy in central, accessible location at Lincoln, which has air conditioning and “more suitable” learning spaces
- If Hawthorn Hills closes, its 4K Academy program would need to be relocated (currently has around 30 4K students)
- Is cost-effective and enhances staff collaboration opportunities
- Would not impact partnerships with community partner sites



# Why Close Hawthorn Hills? Per Task Force...

- About half-full currently—lowest percentage occupancy in District—with declining enrollment projected
- Fewer walkers than John Marshall and most other in-city schools—no WSD students to southeast and few to northeast of Hawthorn
- One road in-and-out presents challenges (especially if more students were instead shifted there in a different option)
- Lack of separate gym and cafeteria spaces presents challenges (especially if more students were instead shifted there)
- Its closure facilitates regular spacing of east side schools and logical attendance areas, with all students within 2 miles of new schools



# Why Close Hewitt-Texas? Per Task Force...

- Lowest current student enrollment by far (under 90 students), which is not projected to change much
- Most remote school in District, with limited open-enrollment-in from other school districts
- All students must be bussed there/no walking zone students
- Higher per-student operating costs than most other elementary schools
- Does not have a separate gym and cafeteria and has lower space suitability rating than most other school buildings
- Low student population means easiest “1-to-1 consolidation”
- Task Force acknowledged need to relocate Red Granite if building is sold



# Why Close Grant? Per Task Force...

- Does not have separate gym and cafeteria spaces or air conditioning, and has lower space suitability rating than most other school buildings
- Oldest school in the District on one of its smallest sites
- Declining enrollment expected to continue
- Modest student population facilitates “1-to-1 consolidation”
- Its closure facilitates regular spacing of west side schools and logical attendance areas, with all students within 2 miles of “receiver” school(s) in both bundles



# Other Task Force Recommendations





# Recommendation Re: Rib Mountain and South Mountain

- Different consolidation options involving Rib Mountain considered during the process, but not among the most highly ranked options
- “1-to-1 consolidation” option from Rib to South would require at least a 2-classroom addition at South Mountain to ensure fit
- South Mountain does not currently have separate cafeteria and gym spaces, so such a consolidation option may suggest a new cafeteria
- The Task Force advises that the District observe enrollment changes over the next several years at both Rib Mountain and South Mountain schools, considering the potential for consolidation involving these two schools at some point in the future



# Recommended Existing Building Improvements

The Task Force advises that the District:

- Address as many of the 10-year deferred maintenance items in the CESA 10 Elementary Facilities Assessment as possible, both at recommended “receiver” schools and at other elementary schools that will remain following consolidation
- Improve each “receiver” school in the selected bundle with air conditioning where not already present (i.e., Franklin and John Marshall)



# Recommended Attendance Area Finalization

- Consultant mapped and Task Force considered different future geographic attendance areas associated with consolidation options
- Method helped verify feasibility and evaluate different options against geographic-based criteria (e.g., “schools close to students”)
- Representations of future school attendance areas on those evaluation maps were represented as preliminary
- The Task Force advises that the School Board undertake a separate process to finalize new elementary school attendance areas, once the Board selects an elementary facility bundle



# Other Task Force Recommendations

- Consider relocating District administrative functions currently at the Longfellow Administrative Center to one of its other remaining facilities, such as a high or middle school with excess capacity (but do not limit search to just these buildings)
- Work with the City and others to maintain a park/playground at the Grant site to serve the surrounding neighborhood, even if that building is otherwise sold and repurposed



# Discussion

- Any further questions on the information shared?
- Does any of refined information affect the Task Force's recommendations from its 12/4 Task Force meeting? If so, how?
- Is there anything else in this presentation that the Task Force believes should be tweaked to reflect its recommendations or rationale?
- Any other questions concerning what happens next or other Task Force needs?



# Next Steps

- Again, thank you for your commitment to this process and for attending this “bonus” Task Force meeting!
- A refined report/presentation will be shared with the School Board ASAP.
- A special School Board meeting to discuss and invite public input on the Task Force recommendations, and for the Board to provide its direction, will still occur.
  - Date, time, and location TBD.
  - Diana will communicate information about this meeting when available.



# Elementary Facility Plan Citizen Task Force Recommendations

December 18, 2024

