



Star Hill Elementary

Early Intervention Program

and

John S. Charlton School



Pre-K














Inclement Weather Packet

2024

WINTER

Trace and Count



name: _____

date: _____

COLOR *by* NUMBER



The Gingerbread Boy Sequence



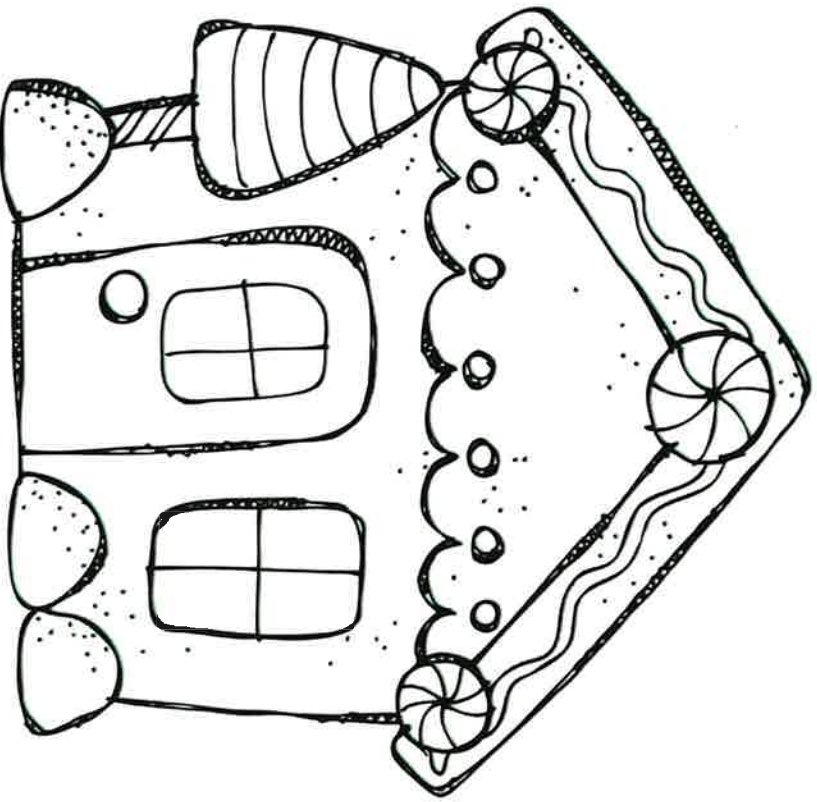
Color.



Cut out the pictures below.



Glue them in order.

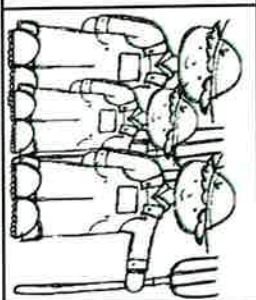
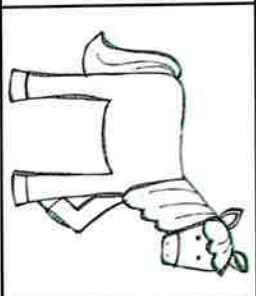





1	2	3
4	5	6




Created by Primary Reading Party

Clip Art: KPM Doodles



Let it



Snow!

L	E	A	R	N
Language	Physical-Motor	Cognitive	Literacy	Math
<p>8b. Follows Direction</p> <p>Play a board game together</p>	<p>4. Travelling Skills</p> <p>Play freeze dance to your favorite song</p>	<p>11. e</p> <p>Build a house for your stuffed animal</p>	<p>15a. Rhyming</p> <p>Choose a word and see how many rhyming words you can create.</p>	<p>20a. Counts</p> <p>Count the number of steps from the kitchen to your room.</p>
<p>9d. Talks about another time</p> <p>Look through some photos and talk about what you did.</p>	<p>5. Balancing skills</p> <p>Play Simon Says and practice balancing</p>	<p>12. Remember/connect</p> <p>Read a story and find connections (we go to a park, we visit grandma)</p>	<p>15b. Alliteration</p> <p>Choose a letter and find objects that start with the same sound.</p>	<p>21. Shapes</p> <p>Go on a shape hunt around the house using a flashlight.</p>
<p>10. Conversation</p> <p>Sit down and eat lunch together.</p>	<p>6. Gross motor</p> <p>Create an obstacle course.</p>	<p>13. Classification</p> <p>Sort the laundry by type of clothing.</p>	<p>16a/b. Letter names & sounds</p> <p>Find letters around the house</p>	<p>22. Compare/measure</p> <p>Use a mitten to measure your couch.</p>
<p>17a/b. Print concepts</p> <p>Talk about the different parts of a book. (author, illu, cover, etc.</p>	<p>7a. Fingers & hands</p> <p>Make some art together! Draw, paint, color, sculpt.</p>	<p>14a. Thinks symbolically</p> <p>Use Legos or blocks to build your dream house.</p>	<p>18. Read aloud</p> <p>Spend 20 min. reading together.</p>	<p>23. Patterns</p> <p>Choose 2 kinds of objects to make patterns.</p>
<p>18c. Retells stories</p> <p>Retell a favorite story. How much detail can you remember?</p>	<p>7b. Writes/draws</p> <p>Write or draw what makes your family special.</p>	<p>14b. Dramatic Play</p> <p>Have a tea party or go to the moon!</p>	<p>19a/b. Writing & meaning</p> <p>Write or draw your teacher a letter.</p>	<p>20c. Connects # & qty.</p> <p>Count cereal or a snack. Make groups of different amounts.</p>

Everyday Play- BLOCKS

Language learning opportunities can be created during your regular daily routines! Use the word lists below to target language skills while playing with blocks. Remember that it's okay if your child doesn't pronounce some words correctly. The goal is communication! Even if your child doesn't say these words just yet, you will know that they understand when they point, find, or follow directions.

objects

BLOCK
BLOCKS
Tower
HOUSE
FLOOR

concepts

up/DOWN
Fall down
Tall/short
Big/small
COLORS
COUNTING

SOUND EFFECTS/

EXCLAMATIONS


WOW!
Whee!
Uh-Oh!
oh no!
yay!

Phrases

Put on.
up-up-up.
BLOCK ON TOP.
Fall down.
knock over.
Try again.
More blocks.
My turn/your turn
YOU did it!
All done.
clean up.

ACTIONS

Build
PUSH
Hide
stack
share



Scan the QR code for fun songs and activities!




**Super Simple Songs:
I'm a Little Snowman**



ABCYa!



**The Learning Station:
Snowman Freeze**



Starfall



**Super Simple Songs: Put
Your Boots On**

Winter Books



Winter Books



Winter Books



A Warm Winter Tail



The Big Snow



Snowflake Bentley



The Story of Snow
The Science of Winter's Wonder



Owl Moon



There Was a Cold Lady Who Swallowed Some Snow



Night Tree

My Snowy Outdoor Hunt

Things to Do

- | | | | |
|--------------------------|-------------------------|--------------------------|------------------|
| <input type="checkbox"/> | Make a Snow Angel | <input type="checkbox"/> | Build a Snowman |
| <input type="checkbox"/> | Hang a Nature Ornament | <input type="checkbox"/> | Throw a Snowball |
| <input type="checkbox"/> | Catch Snow on My Tongue | <input type="checkbox"/> | Go Sledding |
| <input type="checkbox"/> | Go Ice Skating | <input type="checkbox"/> | Go Tubing |
| <input type="checkbox"/> | Make a Snowball | <input type="checkbox"/> | Drink Hot Cocoa |
| <input type="checkbox"/> | Go Ski | <input type="checkbox"/> | Make Cookies |



My
Winter
Book


By _____

© www.madebyteachers.com/vendor/creative-kids

My
Winter
Book


By _____

Look at the



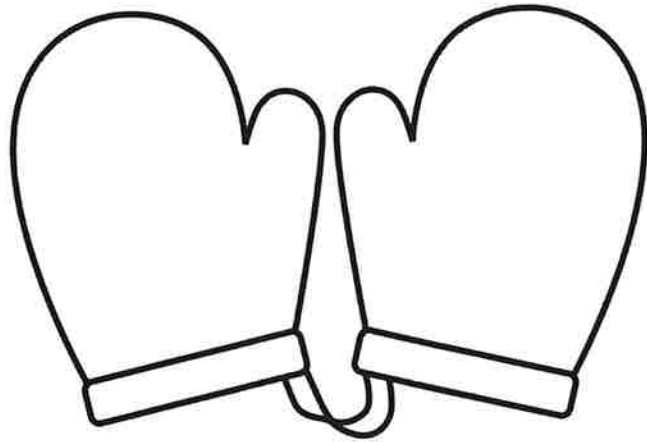
SNOW.

Look at the



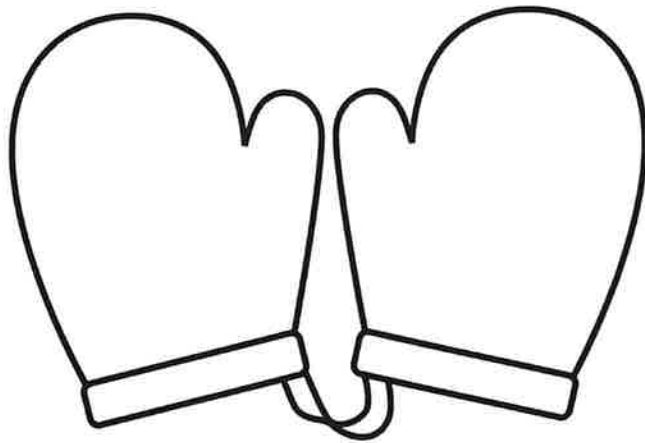
SNOW.

Look at the




mittens.

Look at the




mittens.

Look at the



hat.

Look at the



hat.

Look at the



scarf.

Look at the



scarf.

Look at the




sled.

Look at the




sled.

Look at the



dog.

Look at the



dog.

Look at the




snowman.

Look at the




snowman.

Look at the



igloo.

Look at the



igloo.

Look at the



Look at the



Make a
Snowman
Book

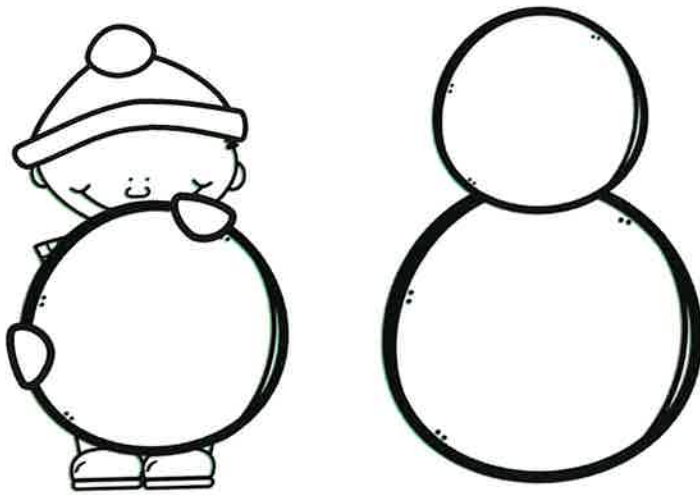
By _____

© www.madebyteachers.com/vendor/creative-kids

Make a
Snowman
Book

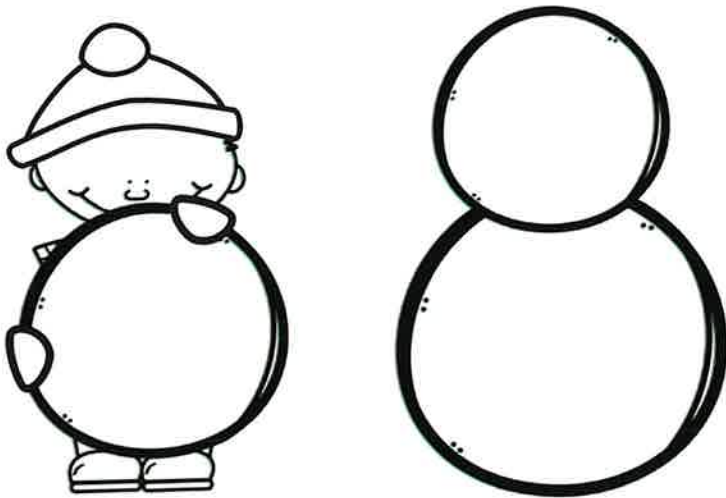
By _____

I have three



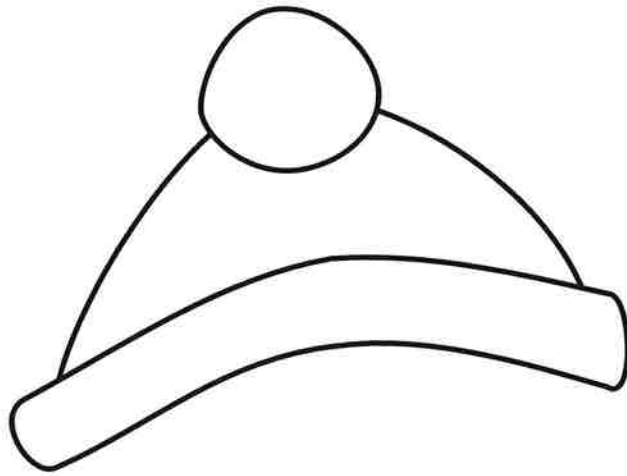
snowballs.

I have three



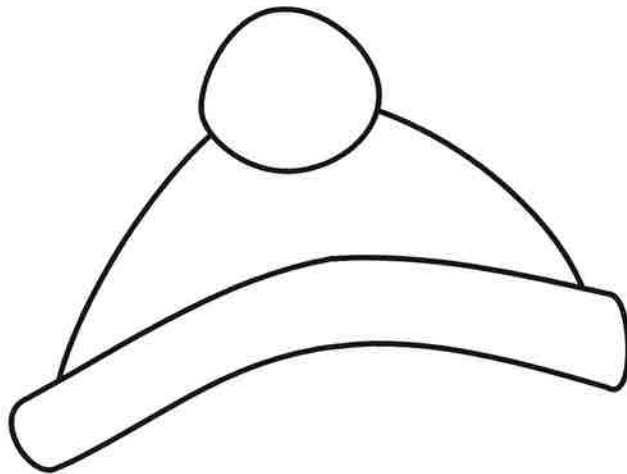
snowballs.

I have a



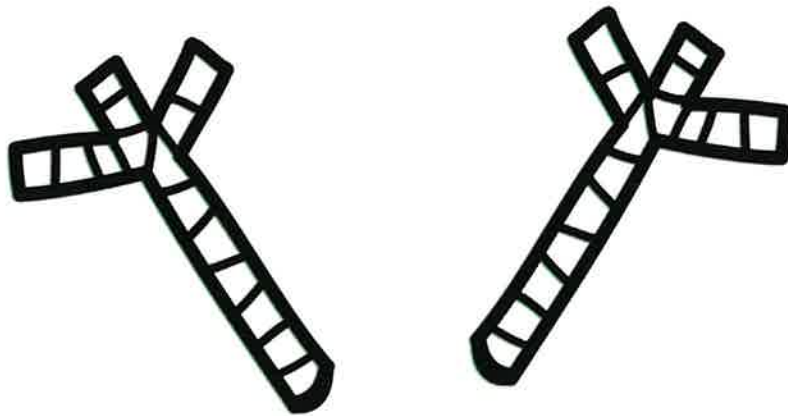
hat.

I have a



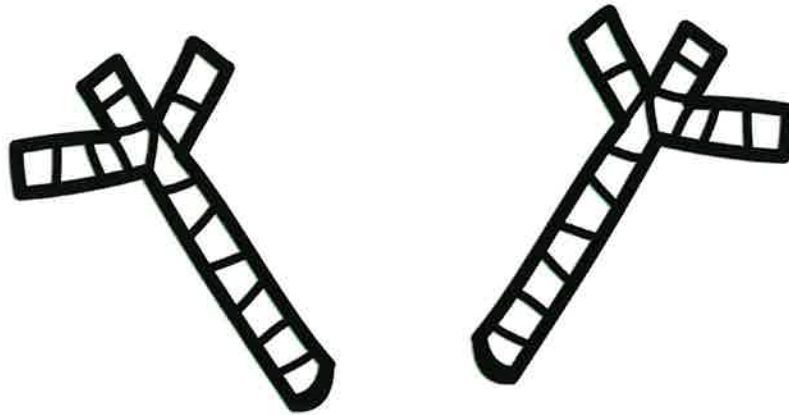
hat.

I have two



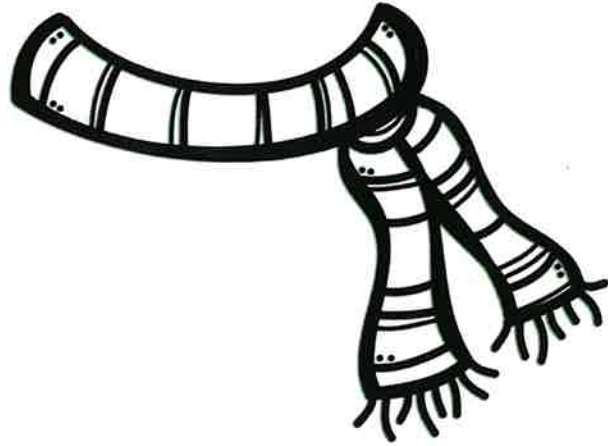
sticks.

I have two



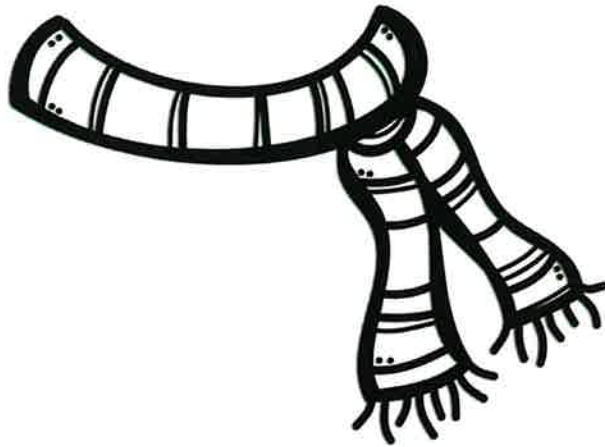
sticks.

I have a




scarf.

I have a




scarf.

I have two



buttons.

I have two




buttons.

I have a big



snowman.

I have a big



snowman.

I have a



I have a

