




# OREGON AT-A-GLANCE SCHOOL PROFILE

## Rogue Primary School

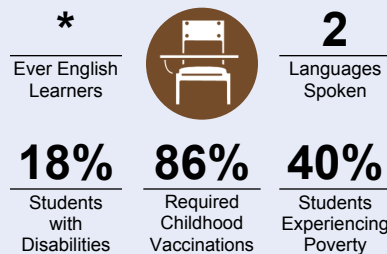



PRINCIPAL: Maggie Staley | GRADES: K-2 | 600 S 2nd St, Central Point 97502 | 541-494-6207

### Students We Serve



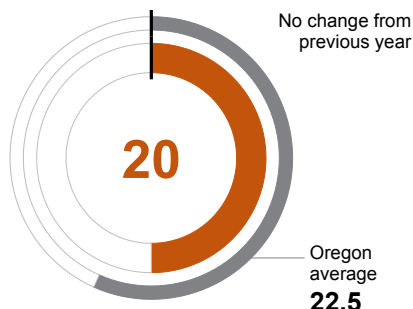
### DEMOGRAPHICS



### School Environment

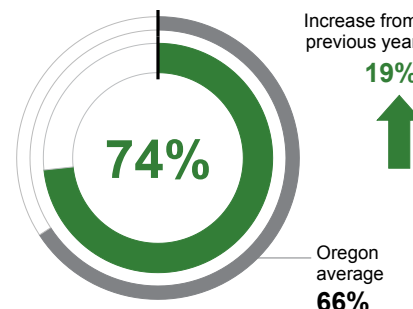
#### CLASS SIZE

Median class size.



#### REGULAR ATTENDERS

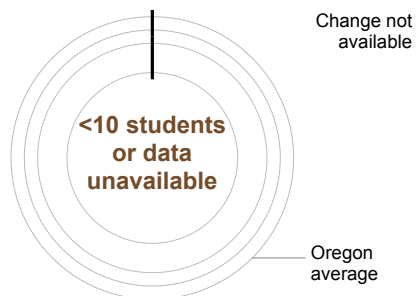
Students who attended more than 90% of their enrolled school days.



### Academic Success

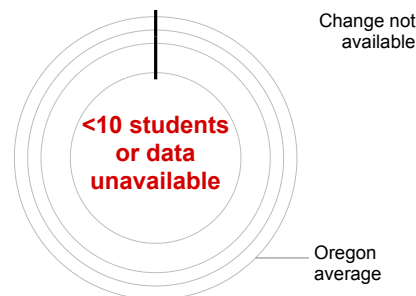
#### ENGLISH LANGUAGE ARTS

Students meeting state grade-level expectations.



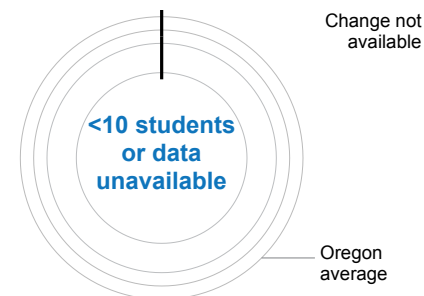
#### MATHEMATICS

Students meeting state grade-level expectations.



#### SCIENCE

Students meeting state grade-level expectations.



### School Goals

Our school goals focus on increasing student engagement and achievement through play-based experiences. Our school emphasizes learning experiences that are joyful, socially interactive, meaningful, actively engaging and full of trial and error. This year we will take our knowledge of how children learn and Playbased practices and apply them in a clear and focused way to our reading instruction.

### State Goals

The Oregon Department of Education is collaborating with school districts and communities across the state to achieve a 90% on-time graduation rate by 2027. Grounded in the pillars of Academic Excellence, Belonging and Wellness, and Reimagined Accountability, ODE prioritizes evidence-based practices to boost early literacy, attendance, and student engagement. We are committed to closing opportunity and achievement gaps for marginalized students and securing long-term success for all of Oregon's learners by investing in culturally responsive practices, fostering inclusive environments and always driving for continuous improvement.

### Safe & Welcoming Environment

Parents, students and the community will feel welcomed and supported as partners in our students' education. Working in collaboration with our PTO, community organizations, and parents, enriching learning experiences were accomplished. We continue to strive for a positive school culture inclusive of all learners and stakeholders.



# OREGON AT-A-GLANCE SCHOOL PROFILE CONTINUED

## Rogue Primary School

### Outcomes

#### Our Staff (rounded FTE)



8

Teachers



7

Educational assistants



0

Counselors/ Psychologists/ Social Workers



Not enough data

Average teacher retention rate over the past three years



75%

% of licensed teachers with more than 3 years of experience



Yes

Same principal in the last 3 years

#### REGULAR ATTENDERS

American Indian/Alaska Native	<10 students or data unavailable
Asian	<10 students or data unavailable
Black/African American	<10 students or data unavailable
Hispanic/Latino	73%
Multiracial	<10 students or data unavailable
Native Hawaiian/Pacific Islander	<10 students or data unavailable
White	76%
Students Experiencing Poverty	63%
Ever English Learner	<10 students or data unavailable
Students with Disabilities	69%
Migrant	<10 students or data unavailable
Homeless	<10 students or data unavailable
Students in Foster Care	<10 students or data unavailable
Military Connected	<10 students or data unavailable
Talented and Gifted	<10 students or data unavailable
Female	78%
Male	70%
Non-Binary	<10 students or data unavailable

#### ENGLISH LANGUAGE ARTS

<10 students or data unavailable
<10 students or data unavailable
<10 students or data unavailable
<10 students or data unavailable
<10 students or data unavailable
<10 students or data unavailable
<10 students or data unavailable
<10 students or data unavailable
<10 students or data unavailable
<10 students or data unavailable
<10 students or data unavailable
<10 students or data unavailable
<10 students or data unavailable
<10 students or data unavailable
<10 students or data unavailable
<10 students or data unavailable
<10 students or data unavailable
<10 students or data unavailable
<10 students or data unavailable
<10 students or data unavailable
<10 students or data unavailable

#### MATHEMATICS

<10 students or data unavailable
<10 students or data unavailable
<10 students or data unavailable
<10 students or data unavailable
<10 students or data unavailable
<10 students or data unavailable
<10 students or data unavailable
<10 students or data unavailable
<10 students or data unavailable
<10 students or data unavailable
<10 students or data unavailable
<10 students or data unavailable
<10 students or data unavailable
<10 students or data unavailable
<10 students or data unavailable
<10 students or data unavailable
<10 students or data unavailable
<10 students or data unavailable
<10 students or data unavailable
<10 students or data unavailable
<10 students or data unavailable

### About Our School

#### BULLYING, HARASSMENT, AND SAFETY POLICIES

Rogue Primary does not tolerate conduct that undermines a person's right to feel safe, respond and to be able to learn. Bullying and harassment concerns are addressed with two main goals in mind: to maintain safety and order and to teach skills(s) needed to prevent the unwanted behavior from re-occurring. Our school uses Social and Emotional Curriculum to educate and support students in treating each other well. School safety is a priority for our school campus. Staff training in crisis situations through the ALICE protocol and collaboration with our school resource officers continues to guide our preparation to protect students.

#### EXTRACURRICULAR ACTIVITIES

Jr. Comet Sports- PTO Events- Title I Family Nights- Playclub- Parent Cafe

#### PARENT ENGAGEMENT

At Rogue Primary we strive to create a welcoming school environment that is welcoming and inclusive to a multitude of students and families. We provide families information related to child development and creating a supportive learning environment. We have established effective school-to-home and home-to-school communication. We strengthen families' knowledge and skills to support and extend their children's learning at home and in the community. We have created a parent teacher organization to further strengthen the school/home connection.

#### COMMUNITY ENGAGEMENT

We partner with local businesses to provide students with learning opportunities connected to our community such as: local field trips to Science works, local farms, and county parks. We have partnered with a local health organization to establish a school based health center on our campus to support students and families with their physical and mental health needs.