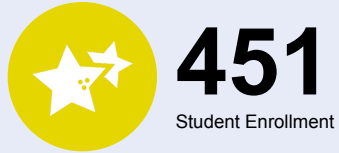




OREGON AT-A-GLANCE SCHOOL PROFILE Crater School of Business Innovation and Science

PRINCIPAL: Scott Dippel | GRADES: 9-12 | 655 N 3rd St, Central Point 97502 | 541-494-6300

Students We Serve



DEMOGRAPHICS

Table with demographic data for American Indian/Alaska Native, Asian, Black/African American, Hispanic/Latino, Multiracial, Native Hawaiian/Pacific Islander, and White.

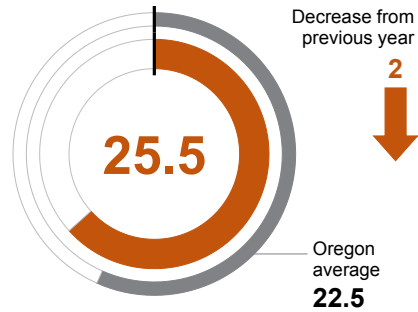
6% Ever English Learners, 5 Languages Spoken, 11% Students with Disabilities, 92% Required Childhood Vaccinations, 28% Students Experiencing Poverty

\*<10 students or data unavailable

School Environment

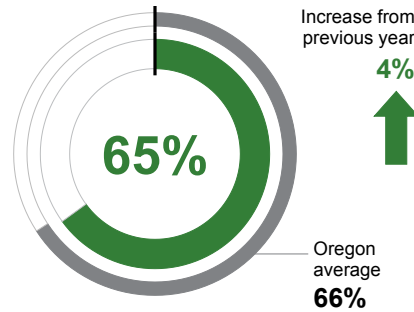
CLASS SIZE

Median size of classes in core subjects.



REGULAR ATTENDERS

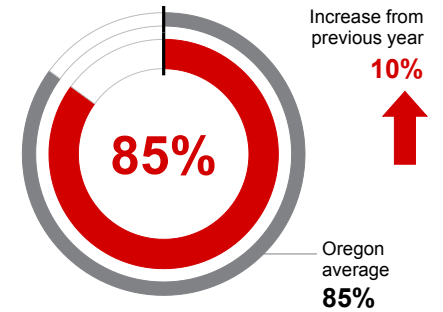
Students who attended more than 90% of their enrolled school days.



Academic Progress

ON-TRACK TO GRADUATE

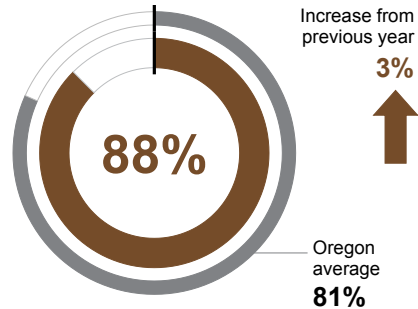
Students earning one-quarter of graduation credits in their 9th grade year.



Academic Success

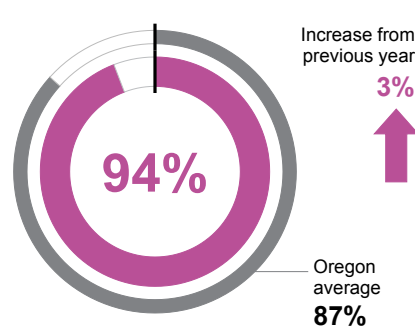
ON-TIME GRADUATION

Students earning a diploma within four years. Cohort includes students who were first-time ninth graders in 2019-20 graduating in 2022-23.



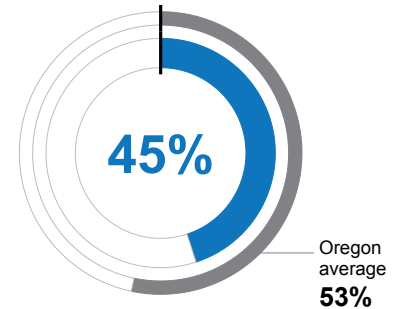
FIVE-YEAR COMPLETION

Students earning a high school diploma or GED within five years. Cohort includes students who were first-time ninth graders in 2018-19 finishing in 2022-23.



COLLEGE GOING

Students enrolling in a two or four year college within 12 months of completing high school in 2021-22. Data from the National Student Clearinghouse.



School Goals

BIS seeks to provide a strong educational base through integrated subjects to prepare students for college and career.

State Goals

The Oregon Department of Education is collaborating with school districts and communities across the state to achieve a 90% on-time graduation rate by 2027.

Safe & Welcoming Environment

Our school ensures all students and parents feel welcome in our school office and with our school communication.



# OREGON AT-A-GLANCE SCHOOL PROFILE CONTINUED

## Crater School of Business Innovation and Science



2023-24

### Outcomes

#### Our Staff (rounded FTE)



**20**

Teachers



**2**

Educational assistants



**<1**

Counselors/  
Psychologists/  
Social Workers



**84%**

Average teacher retention rate over the past three years



**84%**

% of licensed teachers with more than 3 years of experience



**No**

Same principal in the last 3 years

|                                  | REGULAR ATTENDERS                | ON-TRACK TO GRADUATE             | ON-TIME GRADUATION               |
|----------------------------------|----------------------------------|----------------------------------|----------------------------------|
| American Indian/Alaska Native    | <10 students or data unavailable | <10 students or data unavailable | <10 students or data unavailable |
| Asian                            | <10 students or data unavailable | <10 students or data unavailable | <10 students or data unavailable |
| Black/African American           | <10 students or data unavailable | <10 students or data unavailable | <10 students or data unavailable |
| Hispanic/Latino                  | 63%                              | 71%                              | 73%                              |
| Multiracial                      | 69%                              | <10 students or data unavailable | <10 students or data unavailable |
| Native Hawaiian/Pacific Islander | <10 students or data unavailable | <10 students or data unavailable | <10 students or data unavailable |
| White                            | 65%                              | 90%                              | 90%                              |
| Students Experiencing Poverty    | 57%                              | 80%                              | 68%                              |
| Ever English Learner             | 46%                              | <10 students or data unavailable | <10 students or data unavailable |
| Students with Disabilities       | 43%                              | <10 students or data unavailable | <10 students or data unavailable |
| Migrant                          | <10 students or data unavailable | <10 students or data unavailable | <10 students or data unavailable |
| Homeless                         | 32%                              | <10 students or data unavailable | <10 students or data unavailable |
| Students in Foster Care          | <10 students or data unavailable | <10 students or data unavailable | <10 students or data unavailable |
| Military Connected               | <10 students or data unavailable | <10 students or data unavailable | <10 students or data unavailable |
| Talented and Gifted              | 74%                              | <10 students or data unavailable | >95%                             |
| Female                           | 63%                              | 84%                              | 89%                              |
| Male                             | 66%                              | 86%                              | 86%                              |
| Non-Binary                       | <10 students or data unavailable | <10 students or data unavailable | <10 students or data unavailable |

### About Our School

#### ADVANCED COURSEWORK

Crater School of BIS offers advanced coursework in the following areas:

- AP Calculus, AP US Government and Politics, AP Psychology, AP US History, AP English
- Elective Courses are also offered in Marketing, Entrepreneurship, CAD, Engineering, Computer programming and Forensics
- Students in our TAG program are given advanced coursework in their core subject areas
- Dual credit courses through Klamath Community College and Southern Oregon University
- We have a Two-Way Immersion English/Spanish program (currently for 9th grade, expanding each year).

#### CAREER & TECHNICAL EDUCATION

Our students have the option of experiencing career and technical education through coursework, clubs and new grant programs. Crater School of BIS offers a variety of classes in agricultural education. Veterinary science, horticulture, floral design, and animal science are some of the offerings. Trade and technical offerings including Welding, CAD, Furniture Design, and design competition. In partnership with Klamath Community College, BIS offers many dual credit courses that give students college credit courses in Math, Science, English and Business.

#### EXTRACURRICULAR ACTIVITIES

Our school offers several extracurricular activities. Sports that are offered include: Football, Soccer, Cross Country, Volleyball, Boys and Girls Basketball, Wrestling, Swimming, Equestrian, Track and Field. We also offer academic extracurricular activities: Speech and Debate, Honor Society, State of Jeff Academic Scavenger Hunt, FFA, and DECA

#### PARENT & COMMUNITY ENGAGEMENT

Our school holds family nights including Exhibition Night, performances, concerts, information nights, and Open House "Meet and Greet." At each event we offer sign-ups of local services. This includes La Clinica Physical and Mental Health support and Food/Shelter services. We also offer ParentSquare, a way to communicate with parents via text, in English and Spanish. BIS partners with businesses in the area. These partnerships involve medical services, "wrap around" services for low income families or families. We have partnerships with local churches, Threads of Hope and faith-based organizations that supply families with food, gifts and clothing. We partner with the Crater Foundation to provide every Crater High School graduate with a scholarship to a post graduate program.