



Family Access User Guide

Overview

Student Information Bar

My Account
Contact Us
Email History
Report History
Display Links

Information Wall

Home Settings
Viewing Messages
Posting a Message

Calendar and Upcoming Events

Calendar Options
Navigation
Viewing Information

Accessing Applications

New Student Online Enrollment (NSOE)
Online Registration
Online Forms
Arena Scheduling
Ethnicity/Race
Calendar
Gradebook
Attendance
Student Info
Food Service
Schedule
Discipline
Test Scores
Fee Management
Activities
Student Services
Educational Milestones
Graduation Requirements
Homeroom
Teacher Conferences
Academic History
Childcare
Portfolio
Learning Center
Skylert
RTI Info
Health Info
School Directory
Login History

Overview

This document provides an overview of the various options available in Family Access and is intended for district staff who are supporting Family Access users. District staff members have the capability to limit which areas and options are available to the Family Access user. With this in mind, some of the options you will see may or may not be visible in your district's Family Access application.

Student Information Bar

This area is located at the top of the screen and displays the student’s name, the individual currently signed in, and various other tools and options described below. When a family has more than one student, you will see an All Students drop-down list, which will allow you to select an individual student within the family.

- [My Account](#)
- [Contact Us](#)
- [Email History](#)
- [Report History](#)
- [Display Links](#)

My Account

The My Account area is organized into three sections: Account Settings, Email Notifications, and School Directory.

Family Access

Jon Abbottscr

Argentina Abbottscr My Account Contact Us Email History Report History Exit

- Home
- New Student Online Enrollment
- Online Registration
- Online Forms
- Arena Scheduling
- Ethnicity/Race
- Calendar
- Gradebook
- Attendance
- Student Info
- Food Service
- Schedule
- Discipline
- Test Scores
- Fee Management
- Activities
- Student Services
- Educational Milestones
- Graduation Requirements

Account Settings

Email:

Phone: (555) Ext:

Home Ext:

Cell Ext:

I'm Using a Screen Reader

Outline Links When Focused

Family Access Login:

Password Last Changed:

Address (Mailing Address)

Street Number: Street Dir: Street Name:

SUD: # P.O. Box:

Address 2:

Zip Code: Plus 4: City/State:

County:

Address Preview:

879 11TH ST
YOUNG AMERICA, WI 55555

Email Notifications

Receive Daily Attendance Notifications for my student(s) by

Receive Grading Emails for my student(s)

Assignment/Class Percent Overrides (If blank, the School default low and/or high percent will be used):

Low: High: for Jon Abbottscr

Receive Progress Report Emails for my student(s)

Daily
 Weekly (every Saturday)
 Monthly (1st of each month)

Receive Emails when Food Service Balance is under \$5.00

School Directory

Add Family with Jon Abbottscr to the School Directory

What information would you like to display for this family?

Family Address

Family Phone Number

School for each student in the family

Grade Level for each student in the family

Guardian	Email	2nd Phone	3rd Phone
Argentina	<input checked="" type="checkbox"/>	<input checked="" type="checkbox"/>	<input type="checkbox"/>

Functionality described here may vary in availability depending upon your district/entity configuration.

** Denotes Required Field to save screen.

Page:2 of 70

Account Settings – This is where you can view and modify the email address, phone numbers, and the street address. Some other helpful tools are accessible here as well, including.

- I'm Using a Screen Reader – If selected, titles on Web browser windows will be shortened to a description of the page to make these items easier to read for visually impaired users.
- Outline Links When Focused – If selected, this option will produce an outline around the area in focus that may be beneficial if you are visually impaired and using screen reader software.

Email Notifications – This is where you may subscribe to the various notifications made available by your district.

- Receive Daily Attendance Notifications for my students – If selected, guardians will receive a notification if their student has an attendance record entered for the day, either through Email, Wall Message, or Email and Wall Message.
- Receive Grading Emails for my students – If selected, emails are generated when a student has missing assignments in the current term, has an assignment score above or below the entered low/high range below, or if a grade from a past term has been modified.
 - Low % for [Student Name] – If desired, enter a low percentage to use for the assignments included in the grading email. Assignments with a percentage score below this value will be included. If no value is entered, the default value set by your student's school will be used.
 - High % for [Student Name] – If desired, enter a high percentage to use for the assignments included in the grading email. Assignments with a percentage score above this value will be included. If no value is entered, the default value set by your student's school will be used.
- Receive Progress Report Emails – If selected, choose whether you would like to receive this type of email Daily, Weekly, or Monthly. Note: The district determines which day of the week the Weekly email will be generated.
- Receive Emails when Food Service Balance is under \$x.xx – If selected, notification is sent when your student's Food Service balance is below a district-defined value.

School Directory – This is where you can choose to have your family included in the directory and can also choose the information you would like displayed, such as family address, phone number, the school for each student, and the grade level for each student, as well as the guardians email and phone numbers. This information may be available to all guardians in the district with access to Family Access.

Contact Us

This link allows you to contact district-defined staff, such as the Attendance Clerk or Scheduling staff, via email.

Email History

This link will display a history of emails sent by you using the Skyward Email Program in Family Access.

Report History

This link will display past reports you have generated from Family Access. These may include Report Cards, Attendance Letters, invoices from the Food Service or Fee Management areas, and Report Directory reports (district customized shared reports) found in the Portfolio area.


Display Links

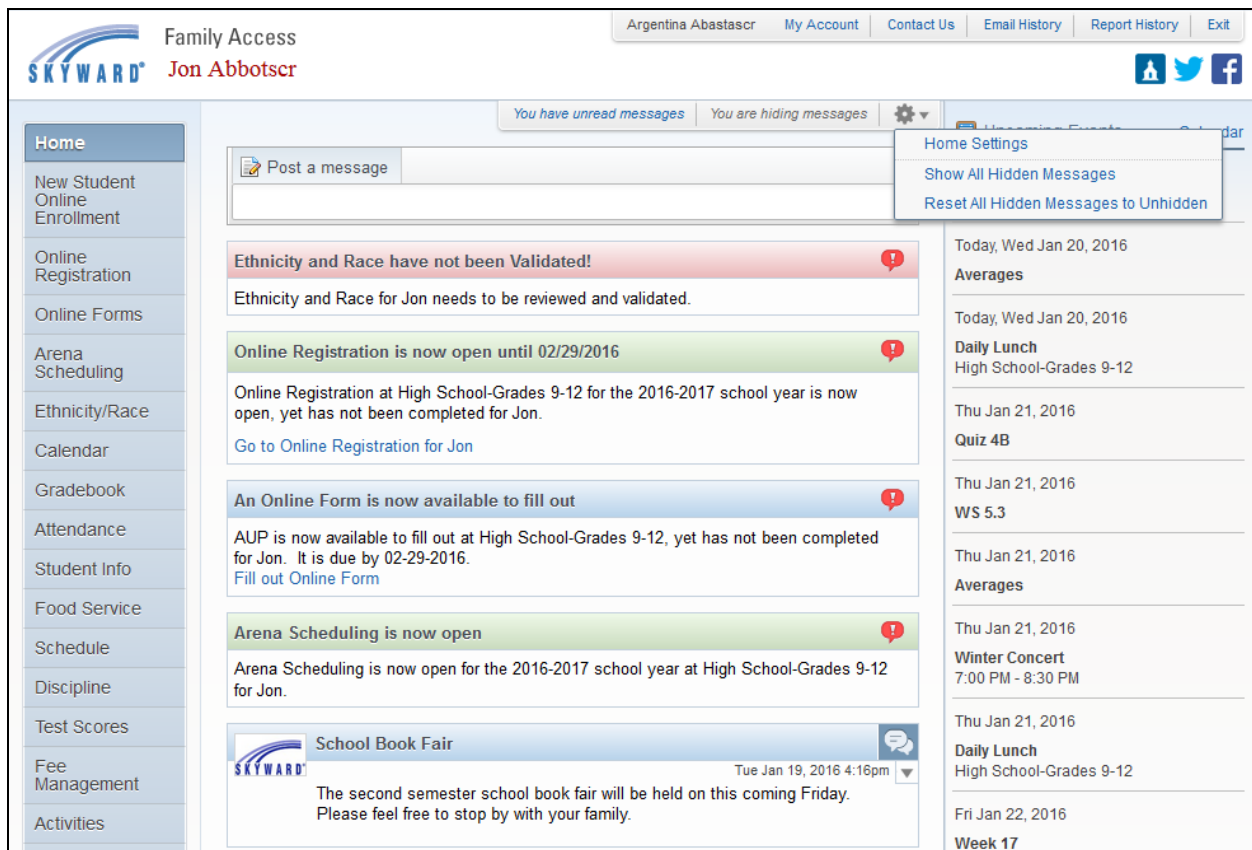
This area displays links made available by your school district that will direct you to other websites, such as the homepage of your student's school.

Information Wall

When you sign in to Family Access you will see the Information Wall/Home Wall. You may also access this area by selecting the Home tab. The Information/Home Wall displays messages posted by the school, such as, Administrator messages, Advisor messages, Class messages, and Discipline. In addition, you may see notifications of changed grades for past grading periods and reminders that areas are currently open to you (Online Registration, Arena Scheduling, Online Course Requests). You will also see messages that you subscribed to in "My Accounts." If you have unread messages, a link will display at the top of the Wall.

- [Home Settings](#)
- [Viewing Messages](#)
- [Posting a Message](#)

The Home Wall may be configured by clicking the  icon.



The screenshot displays the Family Access interface for user Jon Abbottschr. The top navigation bar includes links for Argentina Abastascr, My Account, Contact Us, Email History, Report History, and Exit. A settings gear icon is highlighted with a dropdown menu containing: Home Settings, Show All Hidden Messages, and Reset All Hidden Messages to Unhidden. The main content area features several messages:

- Ethnicity and Race have not been Validated!**: Ethnicity and Race for Jon needs to be reviewed and validated.
- Online Registration is now open until 02/29/2016**: Online Registration at High School-Grades 9-12 for the 2016-2017 school year is now open, yet has not been completed for Jon. Includes a link: [Go to Online Registration for Jon](#).
- An Online Form is now available to fill out**: AUP is now available to fill out at High School-Grades 9-12, yet has not been completed for Jon. It is due by 02-29-2016. Includes a link: [Fill out Online Form](#).
- Arena Scheduling is now open**: Arena Scheduling is now open for the 2016-2017 school year at High School-Grades 9-12 for Jon.
- School Book Fair**: The second semester school book fair will be held on this coming Friday. Please feel free to stop by with your family. (Posted Tue Jan 19, 2016 4:16pm)

The right sidebar shows a calendar for Today, Wed Jan 20, 2016, with a list of events including Averages, Daily Lunch (High School-Grades 9-12), Quiz 4B, WS 5.3, Winter Concert (7:00 PM - 8:30 PM), and Daily Lunch (High School-Grades 9-12).

Home Settings

Home Settings ✖

Layout

Hide the Upcoming Events right side section

Message Filters

Hide Food Service Low Balance Messages All After day(s)

Hide Food Service Payment Messages All After day(s)

Hide Messages from Administrator/District All After day(s)

Hide Messages from Teachers All After day(s)

Hide Messages from Advisors All After day(s)

Hide Messages from Activity Leaders All After day(s)

Hide Gradebook Messages All After day(s)

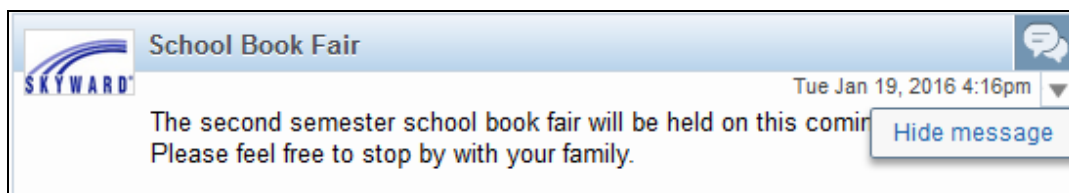
Hide Discipline Message All After day(s)

[Save](#)

- Hide the Upcoming Events right side section – If selected, the events which display in chronological order toward the right side of the screen will not display.
- Message Filters – Select any of the filters on the different types of messages that you receive and decide whether you would like to Hide All or Hide After a set number of days.
- Show All Hidden Messages
- Reset All Hidden Messages to Unhidden

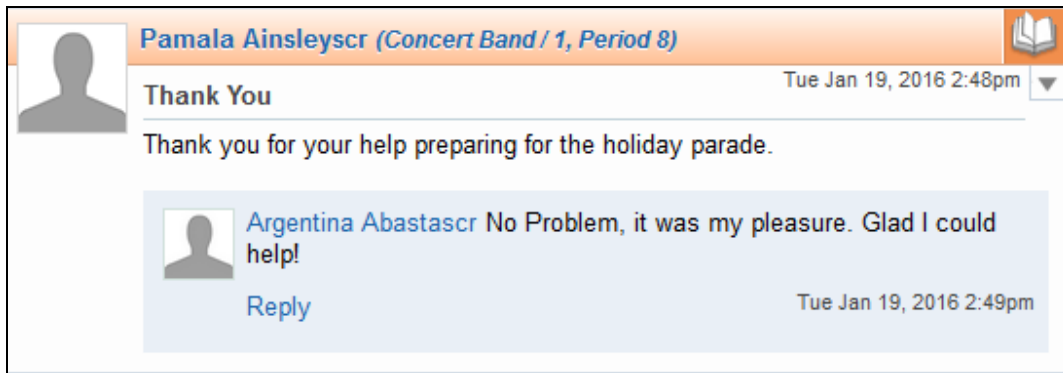
Viewing Messages

You may quickly view unread messages by clicking the “You have unread messages” link or you may read them on your wall. Once read, the message may be hidden and the details will no longer display.



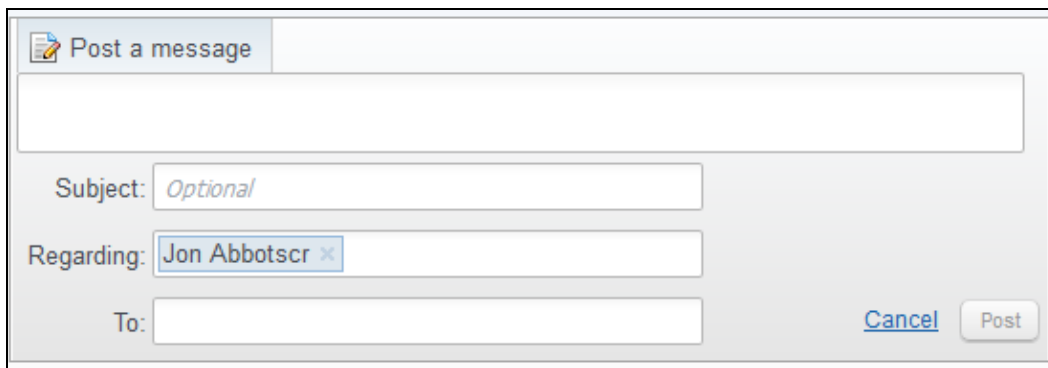
Class messages are posted by the teacher and are specific to a class. Some teachers may allow you to respond to a class message by clicking the Reply link.

The teacher’s name and the class label are links. The teacher’s name will display the teachers school email address and the class link will display basic class information, such as when the class meets.



Posting a Message

You may also post a message for a teacher by clicking in the Post a message box. After doing so, enter your message and subject. When you click in the To field, a list of teachers and other staff will display.

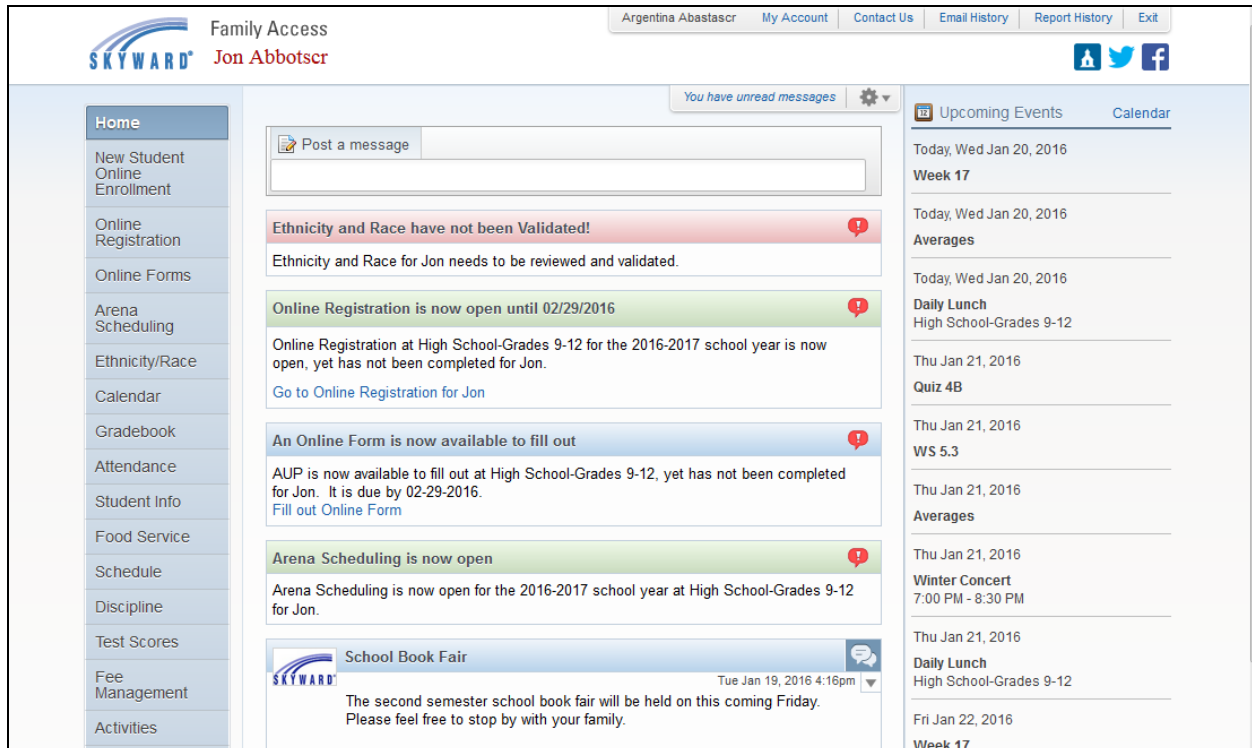


Calendar/Upcoming Events

This area can be accessed by clicking the Calendar link to the right of the Upcoming Events or the Calendar tab on the left. You will notice that Events can be displayed on the Home page as well, and you may click on the text to view details of the event.

Within the Calendar, you may be able to view absences, tardies, gradebook assignments/events and grades earned, message center messages, activity events, school day information, and more. You also have the capability to customize the appearance and to add notes that can serve as reminders.

- Calendar Options
- Navigation
- Viewing Information



The screenshot shows the Family Access web portal for user Jon Abbottschr. The top navigation bar includes links for Argentina Abastascr, My Account, Contact Us, Email History, Report History, and Exit. A sidebar on the left lists various services like Home, New Student Online Enrollment, Online Registration, Online Forms, Arena Scheduling, Ethnicity/Race, Calendar, Gradebook, Attendance, Student Info, Food Service, Schedule, Discipline, Test Scores, Fee Management, and Activities. The main content area features a message center with several notices: 'Ethnicity and Race have not been Validated!', 'Online Registration is now open until 02/29/2016', 'An Online Form is now available to fill out', and 'Arena Scheduling is now open'. A 'School Book Fair' announcement is also present. On the right, the 'Upcoming Events' calendar shows a list of events for the week of January 20, 2016, including Daily Lunch, Quiz 4B, WS 5.3, Winter Concert, and another Daily Lunch.

Calendar Options

Calendar Display ✖

Default Calendar View: Month Show District-wide Activity Events ▾

Hide Saturday and Sunday on the Calendar Show District-wide Field Trips ▾

Select Student Events and Colors: ?

Click on a color block below to show an event on the Calendar and customize the color.

Jon: <input checked="" type="checkbox"/> Absences/Tardies	<input type="checkbox"/> Gradebook Assignments/Events	<input checked="" type="checkbox"/> Activity Events	<input checked="" type="checkbox"/> Student Services
<input checked="" type="checkbox"/> Childcare Schedule	<input checked="" type="checkbox"/> Notes	<input checked="" type="checkbox"/> Lesson Info	<input checked="" type="checkbox"/> Tests
<input checked="" type="checkbox"/> Teacher Conferences	<input checked="" type="checkbox"/> Lunch Menu	<input checked="" type="checkbox"/> Field Trips	<input checked="" type="checkbox"/> Calendar Events
<input checked="" type="checkbox"/> Wall Messages	<input checked="" type="checkbox"/> Learning Center		

[Save](#)

Click the Calendar Options link to customize the calendar.

- Calendar Display – Allows you to determine the overall look.
 - Default Calendar View – Sets the default view to Month, Day, or Week.
 - Hide Saturday and Sunday on the Calendar
 - Show District-wide Activity Events
 - Show District-wide Field Trips
 - Select Student Events and Colors – Allows you to select which events you want to display on the calendar and assign a color to represent each event.
- Add a Note – Allows you to enter a message or reminder for yourself, which will display on the calendar. Example: Send in a check for school fee.
- View Note History – Displays personal notes that you created as reminders for yourself, which can also be associated to a class.

Family Access

Jon Abbottscr

Argentina Abastascr [My Account](#) [Contact Us](#) [Email History](#) [Report History](#) [Exit](#)

Home

New Student Online Enrollment

Online Registration

Online Forms

Arena Scheduling

Ethnicity/Race

Calendar

Gradebook

Attendance

Student Info

Food Service

Schedule

Discipline

Test Scores

Fee Management

Activities

January 2016 📅 🖨️

Calendar Options Month Week Day

Sun	Mon	Tue	Wed	Thu	Fri	Sat
27	28	29	30	31	1	2
3	4	5 WS 3.6 (A)	6	7	8 WS 3.8 (B+)	9
10	11	12	13 Quiz 3B (B+)	14	15 WS 3.11	16 7:30a Bake Sale
17	18 Averages Absent Quarter 2/Semester 1 Ends	19 Found Objects (gro. (B)) Lab 4.2 (A) WS 5.2 (C-) WS 3.13 (C+) Averages Progress Report 3 Starts Quarter 3 Starts	20 Week 17 (A) Averages Daily Lunch	21 Quiz 4B (A) WS 5.3 (A-) Averages Daily Lunch 7p Winter Concert	22 BOOK FAIR!!! Week 17 (B) Research Paper (B+) Test Chapter 3 Averages Daily Lunch	23
24	25 Found Objects (indi (A)) Daily Lunch	26 Daily Lunch 8a Field Trip: Court Ho	27 Daily Lunch	28	29	30
31	1	2	3	4	5	6

Functionality described here may vary in availability depending upon your district/entity configuration.

** Denotes Required Field to save screen.

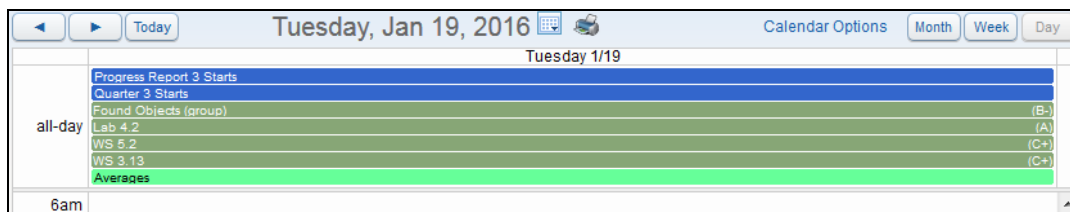
Navigation

- Month - You can navigate from month to month using the arrows and then quickly return to the current month by clicking the Today button or you may click the Calendar icon to navigate.
- Month, Week, Day - Selecting one of these buttons will change the view of the calendar.
- Print - You may print the calendar by clicking on the printer icon located to the right of the current month and year information.

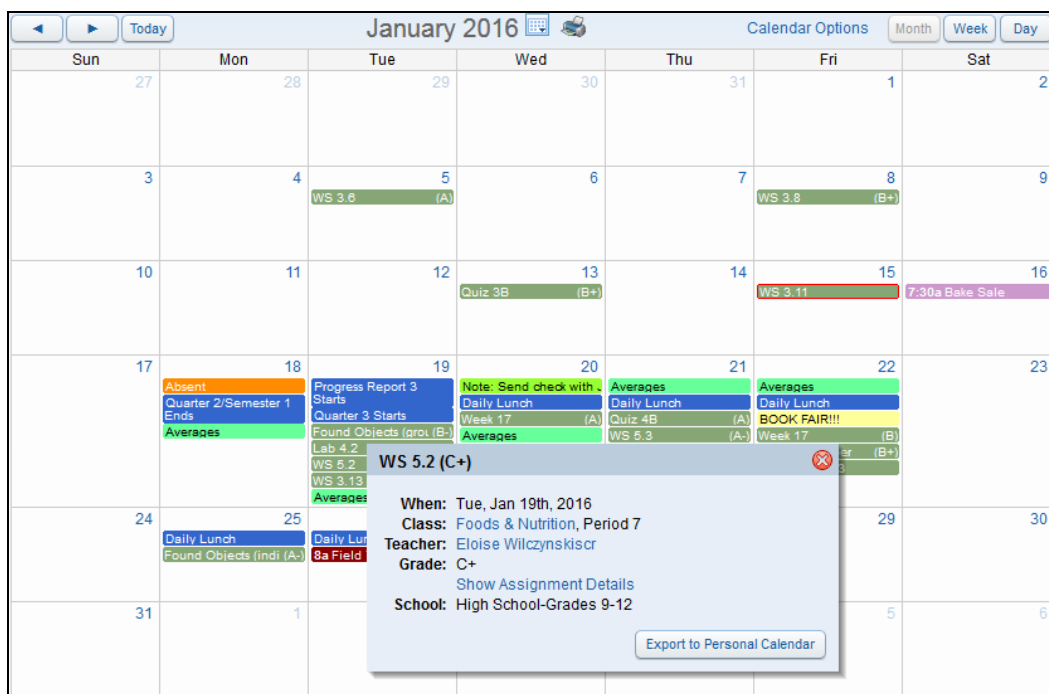
Viewing Information

Various items such as attendance, gradebook assignments, and other informational events can display on a day in the calendar, and will become a hyperlink that you can click on to view details.

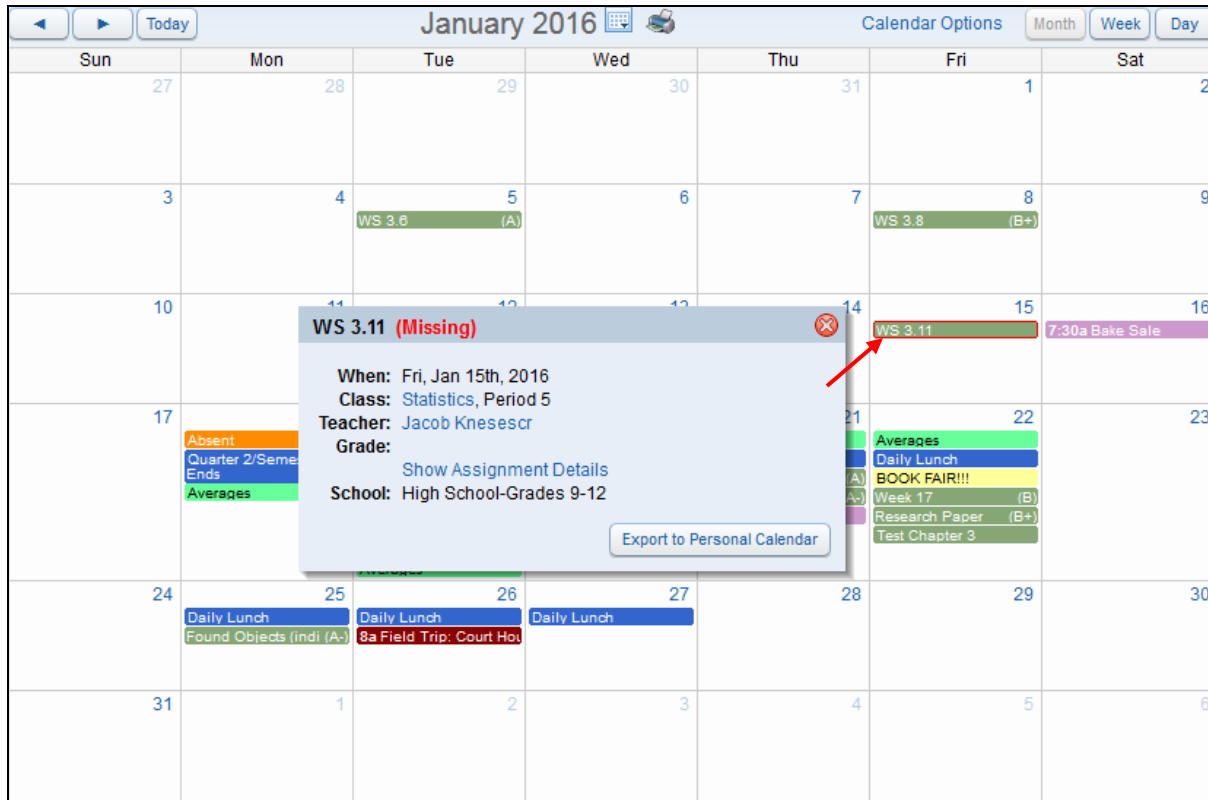
To view the details for all the items on a specific date, click the date on the calendar.



To view the details for a specific item, click the text link. The example below is an assignment. Note the capability to view the details of the assignment to learn more about the assignment, and the option to Export to Personal Calendar. The export will create a file that can be imported into your personal calendar application.



If your student is missing an assignment, the assignment will be outlined in "red" on the date it was due.



The screenshot shows a calendar for January 2016. A popup window is open over the date Friday, January 15th, 2016. The popup title is "WS 3.11 (Missing)". The details provided are:

- When:** Fri, Jan 15th, 2016
- Class:** Statistics, Period 5
- Teacher:** Jacob Kneseser
- Grade:** [Show Assignment Details](#)
- School:** High School-Grades 9-12

At the bottom of the popup is a button labeled "Export to Personal Calendar". A red arrow points from the popup to a red-outlined assignment bar labeled "WS 3.11" on the calendar grid for Friday, Jan 15th. Other assignments visible on the calendar include "WS 3.6 (A)", "WS 3.8 (B+)", "7.30a Bake Sale", "Absent", "Quarter 2/Semester Ends", "Averages", "Daily Lunch", "BOOK FAIR!!!", "Week 17", "Research Paper (B+)", "Test Chapter 3", "Found Objects (indi (A-))", and "8a Field Trip: Court Ho...".

Accessing Applications

The tabs located on the left side of the screen allow you to access the areas that your school has made available to you. Note: You may see or read about applications or features that you do not see when you sign in to Family Access because your school district may not have enabled the application or option within that area.

New Student Online Enrollment (NSOE)

[Online Registration](#)

[Online Forms](#)

[Arena Scheduling](#)

[Ethnicity Race](#)

[Calendar](#)

[Gradebook](#)

[Attendance](#)

[Student Info](#)

[Food Service](#)

[Schedule](#)

[Discipline](#)

[Test Scores](#)

[Fee Management](#)

[Activities](#)

[Student Services](#)

[Educational Milestones](#)

[Graduation Requirements](#)

[Homeroom](#)

[Teacher Conferences](#)

[Academic History](#)

[Childcare](#)

[Portfolio](#)

[Learning Center](#)

[Skylert](#)

[RtI Information](#)

[Health Information](#)

[School Directory](#)

[Login History](#)

New Student Online Enrollment (NSOE)

This area allows you to send enrollment requests for your student to the district. Click the link to access additional information regarding this application.

[Using New Student Online Enrollment through Family Access](#)

Online Registration

This area allows you to verify and modify your student's current information, such as address, phone number, emergency contacts, and ethnicity/race. This process may include several steps to complete registration.

After selecting the Online Registration link, note to the right the steps that are involved in order to complete the registration for your student. Use the buttons provided to complete a step or complete a step and move to the next step. You will also notice the capability to “Close and Finish Later.”

Online Forms

This area will list forms which need to be completed. Click the Fill Out Form link to complete the form.

Arena Scheduling

This area allows you to build your student’s schedule for a future term or school year.

After selecting the Arena Scheduling link, a list of available courses for your student will display. The filter options of Period, Subject, and Teacher can be set to assist you in the selection process. Once entered, click the Apply Filter button. Also note the capability to reset your filter.

- [Schedule a Class](#)
- [View/Print Schedule](#)
- [Submit Schedule](#)
- [Messages](#)

Schedule a Class

To schedule a class, click Add to the left of the class. After doing so, it is possible you may receive an additional class selection screen due to the course having a pre-requisite or co-requisite. Once selected, the course will display in the list as Enr (Enrolled) and can be removed by clicking the Remove link. If the Add button is not available to select, it may be because scheduling is not open yet for your student. Contact your district to inquire when this will be available.

Arena Scheduling

Period: 3	Subject: Tech Ed	Teacher: (Last Name)	Apply Filter	Reset Filter	* (Ind)icators: A - Alternate Class F - Class is Full P - Class has Pre-Requisite C - Class has Co-Requisite
-----------	------------------	----------------------	--------------	--------------	---

Jon (High School-Grades 9-12) [View/Print Schedule](#) | [Submit Schedule](#) | [Messages](#)

Option	Fit	Seats Avail	Course	Days Meet	Prd	Trm	Teacher	*Ind	Grades	Subject	Class
Add	Yes	20	Communication Tech	MTWRF	3	S2	Lyle Oachsscr		09- 12	Tech Ed	COMTEC/02
Add	Yes	9	Intro to Engineering S2	MTWRF	3	S2	Kelley Vanderpoelscr	P C	11- 12	Tech Ed	INENG2/2-1
Add	Yes	18	Materials & Procl	MTWRF	3	S1	Kelley Vanderpoelscr	P	10- 12	Tech Ed	MATPR1/1-2

⏪ ⏩

View/Print Schedule

This link allows you to view the classes that have been selected by you or the student’s counselor, as well as to print the schedule. Courses may be unscheduled from this screen by clicking the course description; however, it is possible that classes that were added by the office may not be removed.

View/Print Schedule
✕

Arena Scheduling - Selected Classes for Jon Abbotscr

To remove a class from your schedule, click the class description if it is a link

Student Status: **Open**
 School Year: **2017**
 Graduation Year: **2017**
 Credits: **7.250**

Print Schedule

	Term 1	Term 2	Term 3	Term 4
Period 1	Marching Band Robert Acescr (BANDMA/1) T Bldg: 400 Rm: 186		Spanish III S2 Trisha Efflerscr (SPAN32/2-1) MTWRF Bldg: 400 Rm: 038	Spanish III S2 Trisha Efflerscr (SPAN32/2-1) MTWR Bldg: 400 Rm: 038
Period 2	Precalculus S1 Jacob Knesescr (PRCAL1/1-3) MTWRF Bldg: 400 Rm: 174	Precalculus S1 Jacob Knesescr (PRCAL1/1-3) MTWRF Bldg: 400 Rm: 174	Constr Tech Kelley Vanderpoelscr (CONTEC/2) MTWRF Bldg: 400 Rm:	Constr Tech Kelley Vanderpoelscr (CONTEC/2) MTWRF Bldg: 400 Rm:
Period 3			Commun Tech Lyle Oachsscr (COMTEC/02) MTWRF Bldg: 400 Rm:	Commun Tech Lyle Oachsscr (COMTEC/02) MTWR Bldg: 400 Rm:
Period 4	Accounting II Leda Bombascr (ACC2/2) MTWRF Bldg: 400 Rm:	Accounting II Leda Bombascr (ACC2/2) MTW Bldg: 400 Rm:		
Period 5	Phy Ed 12 S1 Sandy Clinkscrcr (PE12S1/4) MTWRF Bldg: 400 Rm:	Phy Ed 12 S1 Sandy Clinkscrcr (PE12S1/4) MTWRF Bldg: 400 Rm:	PRCAL2/2-2 MTWRF Bldg: 400 Rm: 174	PRCAL2/2-2 MTWR Bldg: 400 Rm: 174
Period 6	Art 2D Pansy Alvinscr (ART02/1) MTWRF Lunch Code: B Bldg: 400 Rm: 166	Art 2D Pansy Alvinscr (ART02/1) MTWRF Lunch Code: B Bldg: 400 Rm: 166	Art 2D Pansy Alvinscr (ART02/1) MTWRF Lunch Code: B Bldg: 400 Rm: 166	Art 2D Pansy Alvinscr (ART02/1) MTWRF Lunch Code: B Bldg: 400 Rm: 166

Remove Class
✕

Are you sure you want to remove Commun Tech?

Yes

No

Submit Schedule

This link allows you to review the schedule before you submit it for your counselor's approval. The Student Status changes to Waiting and you can no longer make additional scheduling updates unless the counselor changes the status back to Open.

Submit Schedule				
Arena Scheduling - Submit Classes for Jon Abbotscr				
Student Status: Open School Year: 2017 Graduation Year: 2017 Credits: 7.250				
<input type="button" value="Print Schedule"/> <input type="button" value="Submit Schedule"/>				
	Term 1	Term 2	Term 3	Term 4
Period 1	Marching Band Robert Acescr (BANDMA/1) T Bldg: 400 Rm: 186		Spanish III S2 Trisha Eflerscr (SPAN32/2-1) MTWRF Bldg: 400 Rm: 038	Spanish III S2 Trisha Eflerscr (SPAN32/2-1) MTWR Bldg: 400 Rm: 038
Period 2	Precalculus S1 Jacob Knesescr (PRCAL1/1-3) MTWRF Bldg: 400 Rm: 174	Precalculus S1 Jacob Knesescr (PRCAL1/1-3) MTWRF Bldg: 400 Rm: 174	Constr Tech Kelley Vanderpoelscr (CONTEC/2) MTWRF Bldg: 400 Rm:	Constr Tech Kelley Vanderpoelscr (CONTEC/2) MTWRF Bldg: 400 Rm:
Period 3			Commun Tech Lyle Oachsscsc (COMTEC/02) MTWRF Bldg: 400 Rm:	Commun Tech Lyle Oachsscsc (COMTEC/02) MTWR Bldg: 400 Rm:
Period 4	Accounting II Leda Bombascr (ACC2/2) MTWRF Bldg: 400 Rm:	Accounting II Leda Bombascr (ACC2/2) MTWRF Bldg: 400 Rm:	Accounting II Leda Bombascr (ACC2/2) MTWRF Bldg: 400 Rm:	Accounting II Leda Bombascr (ACC2/2) MTWRF Bldg: 400 Rm:
Period 5	Phy Ed 12 S1 Sandy Clinkschr (PE12S1/4) MTWRF Bldg: 400 Rm:	Phy Ed 12 S1 Sandy Clinkschr (PE12S1/4) MTWRF Bldg: 400 Rm:	Precalculus S2 Jacob Knesescr (PRCAL2/2-2) MTWRF Bldg: 400 Rm: 174	Precalculus S2 Jacob Knesescr (PRCAL2/2-2) MTWR Bldg: 400 Rm: 174
Period 6	Art 2D Pansy Alvinscr (ART02/1) MTWRF Lunch Code: B Bldg: 400 Rm: 166	Art 2D Pansy Alvinscr (ART02/1) MTWRF Lunch Code: B Bldg: 400 Rm: 166	Art 2D Pansy Alvinscr (ART02/1) MTWRF Lunch Code: B Bldg: 400 Rm: 166	Art 2D Pansy Alvinscr (ART02/1) MTWRF Lunch Code: B Bldg: 400 Rm: 166
	Phys Sci S1	Phys Sci S1	Phys Sci S2	Phys Sci S2

Messages

This link allows you to communicate with your counselor. Enter a message in the space provided and click Submit Message. The counselor’s response and any new messages will appear on this screen. The View History option displays previous messages.

Messages ✕

Arena Scheduling - Message Center

There are currently no unread messages from the Office Staff

You may leave a message in the space below...

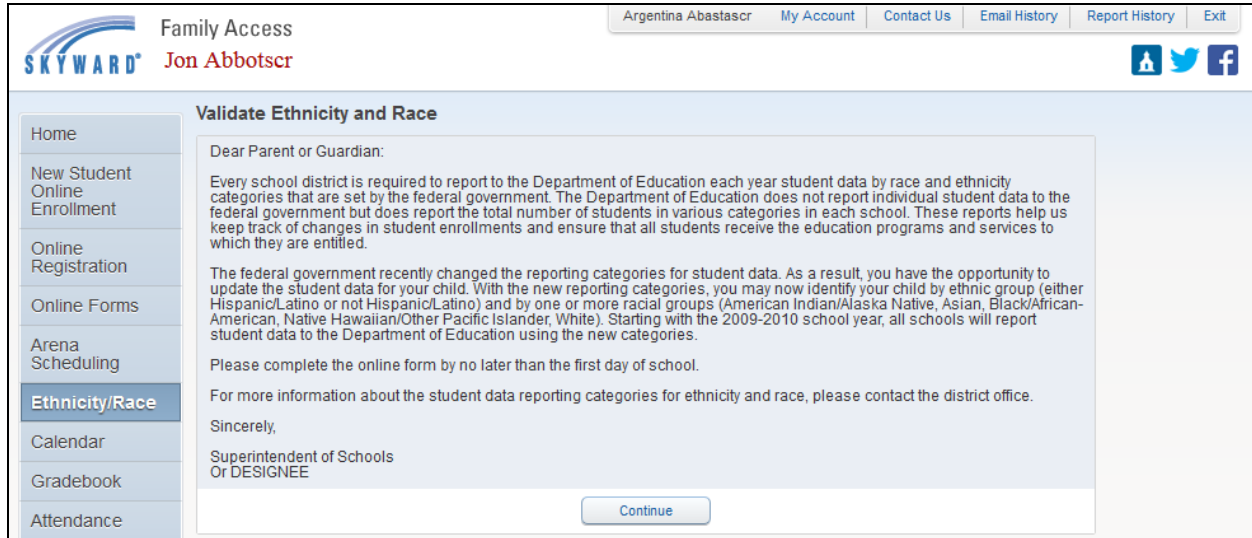
Courses requested during pre-registration

Course	Description	Length	Credits	Subject
BIOTS1	Biotech S1	Semester	0.500	Elective
BIOTS2	Biotech S2	Semester	0.500	Elective
SPAN31	Spanish III S1	Semester	0.500	Foreign Lang
STDHQ	Study Hall Qt	Quarter	0.000	Other

Total Credits: 1.500

Ethnicity/Race

This area allows you to verify your student’s ethnicity and race and may be a step in Online Registration.



The screenshot shows the 'Family Access' web interface. At the top, there is a navigation bar with links for 'Argentina Abastascr', 'My Account', 'Contact Us', 'Email History', 'Report History', and 'Exit'. The user is logged in as 'Jon Abbotscr'. A sidebar on the left contains menu items: Home, New Student Online Enrollment, Online Registration, Online Forms, Arena Scheduling, **Ethnicity/Race** (highlighted), Calendar, Gradebook, and Attendance. The main content area is titled 'Validate Ethnicity and Race' and contains the following text:

Dear Parent or Guardian:

Every school district is required to report to the Department of Education each year student data by race and ethnicity categories that are set by the federal government. The Department of Education does not report individual student data to the federal government but does report the total number of students in various categories in each school. These reports help us keep track of changes in student enrollments and ensure that all students receive the education programs and services to which they are entitled.

The federal government recently changed the reporting categories for student data. As a result, you have the opportunity to update the student data for your child. With the new reporting categories, you may now identify your child by ethnic group (either Hispanic/Latino or not Hispanic/Latino) and by one or more racial groups (American Indian/Alaska Native, Asian, Black/African-American, Native Hawaiian/Other Pacific Islander, White). Starting with the 2009-2010 school year, all schools will report student data to the Department of Education using the new categories.

Please complete the online form by no later than the first day of school.

For more information about the student data reporting categories for ethnicity and race, please contact the district office.

Sincerely,
 Superintendent of Schools
 Or DESIGNEE

At the bottom of the main content area is a 'Continue' button.

Calendar

This area allows you to view absences, tardies, gradebook assignments/events and grades earned, message center messages, activity events, school day information, and more. You also have the capability to customize the appearance and to add notes that can serve as reminders. For more information on the various options available within the calendar, click the following link. [Calendar and Upcoming Events](#)

Gradebook

This area allows you to view your student’s current year Gradebook data for all classes and includes missing assignments, online assignments, entries in the Teacher Log, and GPA/Class Rank.


- [Missing Assignments](#)
- [Display Options](#)
- [Online Assignments](#)
- [Class Grades](#)
 - [Secondary Gradebook](#)
 - [Standard Gradebook](#)
- [GPA/Class Rank](#)
- [Teacher’s Log](#)



Missing Assignments

This area displays the number of assignments missing for your student and displays the most recent missing assignment first. You may also view all missing assignments by clicking (Show All).

Missing Assignments (Show All)

Jon has **1** missing assignment:
 Due: 01/15/2016 [WS 3.11, Statistics \(Period 5\)](#) [Jacob Knesescr](#)

To view the details of the assignment, click the assignment name. The course and the teacher are links and can be clicked on to view details of the course and to access a link to email the teacher. In the example below, the  icon indicates that there is a comment entered.

Assignment Details  

[Statistics \(Period 5\)](#) [Jacob Knesescr](#)

WS 3.11 (Category: Assignments)

Assign Date: Fri Jan 15, 2016 Date Due: Fri Jan 15, 2016


Max Score: 15 Weight: 1.00


Absent:

Jon's Score Info: (High School-Grades 9-12)

Points Earned: * out of 15

Percent:

Grade: 

Missing:  No Count

Online Assignments

Online Assignments allows students to complete assignments that teachers have posted to Student Access and the results may be viewed from the Class Grades area.

Statistics Period 5 (11:30 AM - 12:16 PM) Jacob Kneseser		B	B	B-	A-	A-	A-	B-	B-				
Test Chapter 3 Due: 01/22/2016 (Q3)													
Quiz 3.1 Due: 01/20/2016 (Q3)									A				
WS 3.13 Due: 01/19/2016 (Q3)									C+				
WS 3.11 Due: 01/15/2016 (Q2)													
Quiz 3B Due: 01/13/2016 (Q2)					B+								

The assignment, Quiz 3.1, listed under the class Statistics, is an Online Assignment. The assignment details may be viewed by clicking the link. You also have the capability to view the quiz and the results by clicking the View Results link.

Assignment Details

Statistics (Period 5) Jacob Kneseser

Quiz 3.1 (Category: Quizzes)

Assign Date: Wed Jan 20, 2016 Date Due: Wed Jan 20, 2016

Max Score: 3 Weight: 1.00

**This is an Online Assignment* [View Results](#)

Absent:

Jon's Score Info: (High School-Grades 9-12)

Points Earned: 3 out of 3

Percent: 100.00%

Grade: A

Missing: No Count

Overall Class Score Info:

Average: 3.00 Median: 3

High: 3 Low: 3

Display Options

Click this link to select the information you would like displayed within the Class Grades section.

- Show Subjects
- Show Skills
- Show Events
- Show Assignments
- Hide Dropped Classes
- Term Options** (Select One)
- View All Terms
- Show Current Term Only
- Show Previous and Current Terms Only

Class Grades – Secondary Gradebook

This area displays your student’s current year classes and grades. The columns highlighted in yellow represent the current grading period.

To view all the assignments associated with a course, use the arrow to expand the course. For example, the course, Statistics, has five assignments listed underneath. Mid-Term (PR3) grades should mirror the Term grades as long as the Mid-Term is still open.

Class	ATH	PR1	Q1	PR2	Q2	SE1	S1	PR3	Q3	PR4	Q4	SE2
Period 3 (9:50 AM - 10:36 AM) Gus Odascr												
Chemistry I S1 Period 4 (10:40 AM - 11:26 AM) Emil Luthyscr		B	A-	B+	B	B	B					
▶ Chemistry I S2 Period 4 (10:40 AM - 11:26 AM) Jamie Sandquistscr								A	A			
▼ Statistics Period 5 (11:30 AM - 12:16 PM) Jacob Knesescr		B	B	B-	A-	A-	A-	B-	B-			
Test Chapter 3 Due: 01/22/2016 (Q3)												
Quiz 3.1 Due: 01/20/2016 (Q3)									A			
WS 3.13 Due: 01/19/2016 (Q3)									C+			
WS 3.11 Due: 01/15/2016 (Q2)												
Quiz 3B Due: 01/13/2016 (Q2)					B+							

To see assignment details included in the Mid-Term grade, view the details under the Term grade. For example, under the Q3 column, click the B- for the Statistics class. From here you can review a summary of the grade as well as all of the assignments and the grade mark groups. If desired, you may also click on the Assignment to view additional information.

Q3 Progress Report 🔍 ⌵

Jon (High School-Grades 9-12)

Statistics (Period 5) Jacob Kneseser [Grade Mark Legend](#)

Summary

Q3 Grade (01/19/2016 - 03/26/2016)	Percent	Points Earned
B-	83.00%	19 out of 23

Due	Assignment	Points Earned	Percent	Grade	Missing	No Count	Absent
Assignments		16 out of 20	80.00	C+			
01/19/16	WS 3.13	16 out of 20	80.00	C+			
Quizzes		3 out of 3	100.00	A			
01/20/16	Quiz 3.1	3 out of 3	100.00	A			
Tests							
01/22/16	Test Chapter 3	* out of 100					

Default Grade Mark Group

Grade Marks	Grade High	Grade Low
A	100.00	94.50
A-	94.49	91.50
B+	91.49	88.50
B	88.49	85.50
B-	85.49	82.50
C+	82.49	79.50
C	79.49	76.50
C-	76.49	73.50
D+	73.49	70.50

Class Grades – Standards Gradebook


The example below illustrates a course that is set up with a Standards Gradebook. A Standards Gradebook consists of scoring students against individual subjects and skills within the subjects. Depending on how the gradebook is set up, you may or may not see an overall course grade. The example below displays the course grade in the Concert Band row. Standards Gradebooks will never calculate Mid-Term grades.

Class	ATH	PR1	Q1	PR2	Q2	SE1	S1	PR3	Q3	PR4	Q4	SE2
Period 4 (10:40 AM - 11:28 AM) Emil Luthyscr		B	A-	B+	B	B	B					
▶ Chemistry I S2 Period 4 (10:40 AM - 11:28 AM) Jamie Sandquistscr								A	A			
▶ Statistics Period 5 (11:30 AM - 12:18 PM) Jacob Knesescr		B	B	B-	A-	A-	A-	B-	B-			
Computer Science I Period 7 (1:40 PM - 2:28 PM) Roderick Almyscr		A-	A	A	A-	A-	A-					
▶ Foods & Nutrition Period 7 (1:40 PM - 2:28 PM) Eloise Wilczynskiscr								B	B			
▼ Concert Band Period 8 (2:30 PM - 3:18 PM) Pamala Ainsleyscr			A						A			
▼ Performance												
Concert Performance												
Extra Curricular Performance												
Assembly Performance												
▼ Practice									A			
Ensemble Practice												
▼ Independent Practice									A			
Week 17 Due: 01/20/2016 (Q3)									A			
▼ Participation									B			
▼ In Class Participation									B			
Week 17 Due: 01/22/2016 (Q3)									B			
Required Performance Attendance												

When a Skill is expanded, you may see Events listed. An event is the same thing as an assignment. Below is an example of an Event for the Skill, Independent Practice.

▼ Practice								A
Ensemble Practice								
▼ Independent Practice								A
Week 17 Due: 01/20/2016 (Q3)								A

The Report Card icon may display instead of a grade. When this occurs, click on the icon to view the subject, skill, and event grades.
 You may also click on the grade to view details of the subject, skill, and event.

Q3 Progress Report: Practice 

Jon (High School-Grades 9-12)

Concert Band (Period 8) Pamala Ainsleyscr Grade Mark Legend

Subject: Practice
Subject grade is based off total points earned on all the events

Q3 Grade: A
(01/19/2016 - 03/26/2016)

Percent: 100.00%

Points Earned: 5 out of 5

Skill (Hide Skills)	Grade	Percent	Points Earned
Ensemble Practice			
Independent Practice (Show Events)	A	100.00%	5 out of 5

Due	Event (Hide Events)	Skill	Points Earned	Percent	Grade	Missing	No Count	Absent
01/20/16	Week 17	Independent Practice	5 out of 5	100.00	A			

Default

Grade Marks	Description	Grade High	Grade Default	Grade Low
A	Excellent	100.00	95.00	90.00
B	Above Average	89.99	80.00	70.00
C	Average	69.99	65.00	60.00
D	Below Average	59.99	55.00	50.00
F	Failure	49.99	0.00	0.00

Expected Levels of Performance


(Grade)	Mastered
(Grade)	Satisfactory
(Grade)	Needs Improvement


GPA/Class Rank

This link displays your student’s GPA, Earned and Failed Credits, and Rank information for the current and prior school years. Click the (View Details) link for more information.

GPA / Class Rank					
Jon (High School-Grades 9-12)					
2015 - 2016 School Year (View Details)					
Cumulative GPA	Cumulative Earned Credits	Cumulative Failed Credits	Rank	Rank Date	
0.000	9.500	0.000	5 of 99	01/28/2015	
Prior School Years					
School Year	Cumulative GPA	Cumulative Earned Credits	Cumulative Failed Credits	Rank	Rank Date
2014 - 2015 (View Details)	3.273	5.500	0.000		
2013 - 2014 (View Details)	3.200	5.000	0.000		
2012 - 2013 (View Details)	0.000	0.000	0.000		02/06/2014

Teacher’s Log

The Teacher’s Log icon  displays any notes that the teacher of the course has entered for your student. Click the bubble icon to view the full note that was written.

Teacher’s Log	
Statistics (Period 5) Jacob Knesescr	
Jon (High School-Grades 9-12)	
Grade Period	Log Entry
Q2 (Quarter 2/Semester 1)	Strong finish to the semester 

Attendance

This area allows you to view your student’s tardies and absences. In addition, you may have the option to enter an absence request to the school using the link “Enter Absent Request” at the top of the Attendance screen.

Attendance View

[Class View](#)

[Period View](#)

[Chart](#)

[Entering Absence Request](#)

Class View

On the left side of the screen, absences and tardies for the current date display, as well as for prior dates. Absences will either be displayed by periods missed or classes missed depending on your student’s school. The example below illustrates Attendance by Class and all days in which the student had attendance are listed chronologically along with course information. Note: You may click on the course to view additional information regarding the class, such as the meeting time.

Home
Attendance [Enter Absent Request](#)
View Charts By Period Day

Today's Attendance: Thu Jan 21, 2016

No Absences or Tardies were recorded for Jon.

Jon (High School-Grades 9-12)

Mon Jan 18, 2016

Class	Attendance	Period
Art 1/Art Introduction	EXCUSED	1
English Survey S1	EXCUSED	2

Mon Nov 23, 2015

Class	Attendance	Period
English Survey S1	UNEXCUSED (FAMILY VACATION)	2
Physical Education 11	UNEXCUSED (FAMILY VACATION)	3
Chemistry I S1	UNEXCUSED (FAMILY VACATION)	4
Statistics	UNEXCUSED (FAMILY VACATION)	5
Computer Science I	UNEXCUSED (FAMILY VACATION)	7
Concert Band	UNEXCUSED (FAMILY VACATION)	8

YTD Day Totals

Period View

The example below illustrates Attendance by Period, and all days in which the student had attendance are listed chronologically by period. If your student is absent or tardy in one class, the class displays in the Class column. When there are multiple absences in several classes, a View Class link will display, which lists all of the classes.

Home
Attendance
Enter Absent Request
View Charts By Period Day

- New Student Online Enrollment
- Online Registration
- Online Forms
- Arena Scheduling
- Ethnicity/Race
- Calendar
- Gradebook
- Attendance**
- Student Info
- Food Service
- Schedule
- Discipline
- Test Scores

Today's Attendance: Fri Jan 22, 2016

No Absences or Tardies were recorded for Jon.

Jon (High School-Grades 9-12)

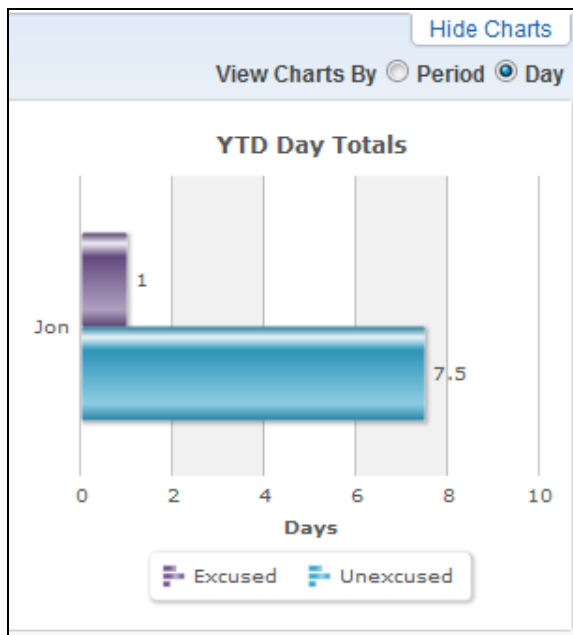
Date	Attendance	Period	Class
Mon Jan 18, 2016	EXCUSED	1-2	View Classes
Mon Nov 23, 2015	UNEXCUSED (FAMILY VACATION)	1-8	View Classes
Fri Nov 20, 2015	UNEXCUSED (FAMILY VACATION)	1-8	View Classes
Thu Nov 19, 2015	UNEXCUSED (FAMILY VACATION)	1-8	View Classes
Wed Nov 18, 2015	UNEXCUSED (FAMILY VACATION)	1-8	View Classes
Tue Nov 17, 2015	UNEXCUSED (FAMILY VACATION)	1-8	View Classes
Mon Nov 16, 2015	UNEXCUSED (FAMILY VACATION)	1-8	View Classes
Wed Oct 21, 2015	PRESENT (ATHLETIC/CO-CURR EVENT)	3	Physical Education 11
Wed Oct 7, 2015	WEB ABSENT	1-8	View Classes
Wed Aug 19, 2015	WEB ABSENT	1	
Tue Aug 18, 2015	WEB ABSENT	1-2	View Classes
Tue Aug 18, 2015	EXCUSED (MEDICAL)	3-5	View Classes
Mon Aug 17, 2015	WEB ABSENT	2	English Survey S1

YTD Day Totals

Chart

The right side of the Attendance screen displays your student’s attendance data in a graph format for year to date. The view may be changed by clicking the Period or Day radio buttons.

- Period – Provides a count of the number of periods missed, broken down by Absence Type.
- Day – Provides a count of days missed, broken down by Absence Type.



Entering Absence Request

This link allows you to notify your student’s school when your student will be absent.

1. Click Enter Absent Request.
2. Select Add Request.
3. Enter the Start Date and Time and the End Date and Time.
4. Click the drop-down list to select a Reason why your student will be absent.
5. If desired, enter a Comment.
6. Click Save. Note that the Status is pending and awaiting approval from the attendance office. You also have the capability to Edit the record, as well as to Delete the request.

Absent Requests				
Jon (High School-Grades 9-12)				Add Request
	Status	Absent From	Absent To	Reason
Edit Delete	Pending	Fri Jan 22, 2016 7:00am	Fri Jan 22, 2016 6:00pm	MEDICAL
Comment: Sick today				
	Accepted	Tue Aug 18, 2015 10:00am	Tue Aug 18, 2015 12:00pm	MEDICAL
Comment: Jon has a Dr Appt				

Student Info

This area displays your student’s critical alert information, demographic information, bus schedule, family, school information, and emergency contacts. In addition, you may have the capability to request changes to student and family information from this location.

Request Changes

Names such as the school principal, as well as the student’s homeroom teacher and advisor may be links allowing you to send them a message via email.

Links are also provided, which allow you to view your student’s current Bus Schedule and Family information.

Student Information						
<ul style="list-style-type: none"> Home New Student Online Enrollment Online Registration Online Forms Arena Scheduling Ethnicity/Race Calendar Gradebook Attendance Student Info 	Jon Abbottscr Critical Alert Information Request Changes for Jon					
			School: scramblehome16092@scr36.com Call: (555) 124-8463 (Argentina Abastascr) 879 11TH ST YOUNG AMERICA, WI 55555		High School Phone: (555) 456-7890 Principal: Darla Telferscr	
			Grade: 11 Status: Active (Full-time) Homeroom: 102 - Flor Dawsscscr Advisor: Pamala Ainsleyscr Locker: 909090			
	View Bus Schedule View Jon's Family					
	Gender: Male Age (Birthday): 16 (05/10/1999) Language: English Graduation Year: 2017 Other ID: 2806 Community Service: 10.00 Hours					
	Emergency Contacts	Primary Phone	Second Phone	Third Phone	Employer's Phone	Home Email
	Argentina Abbottscr (Aunt)	(555) 588-5555				

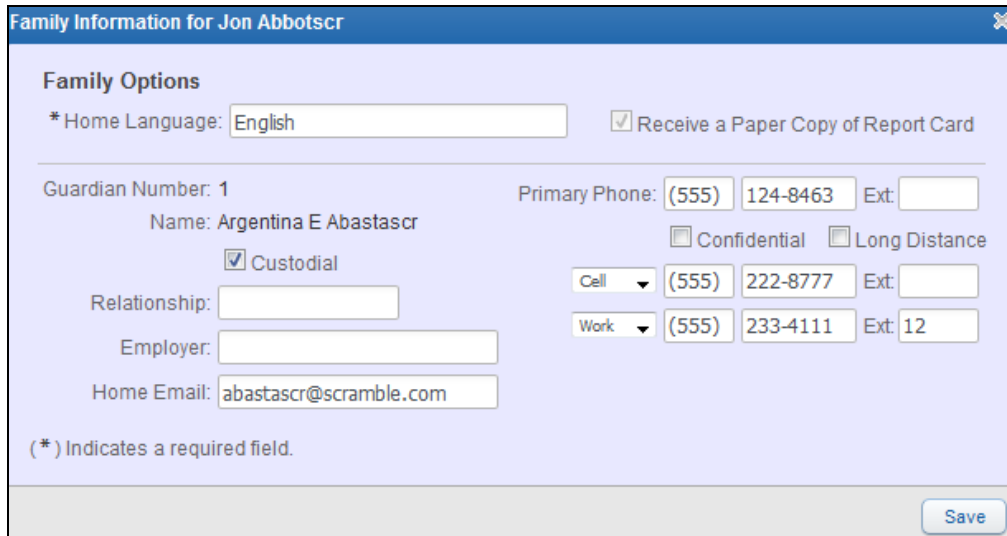
Request Changes

You may have the capability to request changes to student and family information, depending on your school district. Note: Some changes require approval from your district while others may not and will be updated automatically.

1. Click the “Request Changes for...” link in the upper-right corner of the screen.
2. Select the type of information for which you wish to request a change.

Request Changes for Jon
Student Information
Family Address
Family Information
Emergency Information
Emergency Contacts
Add Emergency Contact
Health Information
View History
View Unread Denials

- For this demonstration, Family Information has been selected. Modify the information as needed and click Save.



Family Information for Jon Abbotscr

Family Options

* Home Language: Receive a Paper Copy of Report Card

Guardian Number: 1 Primary Phone: (555) 124-8463 Ext:

Name: Argentina E Abastascr Confidential Long Distance

Custodial

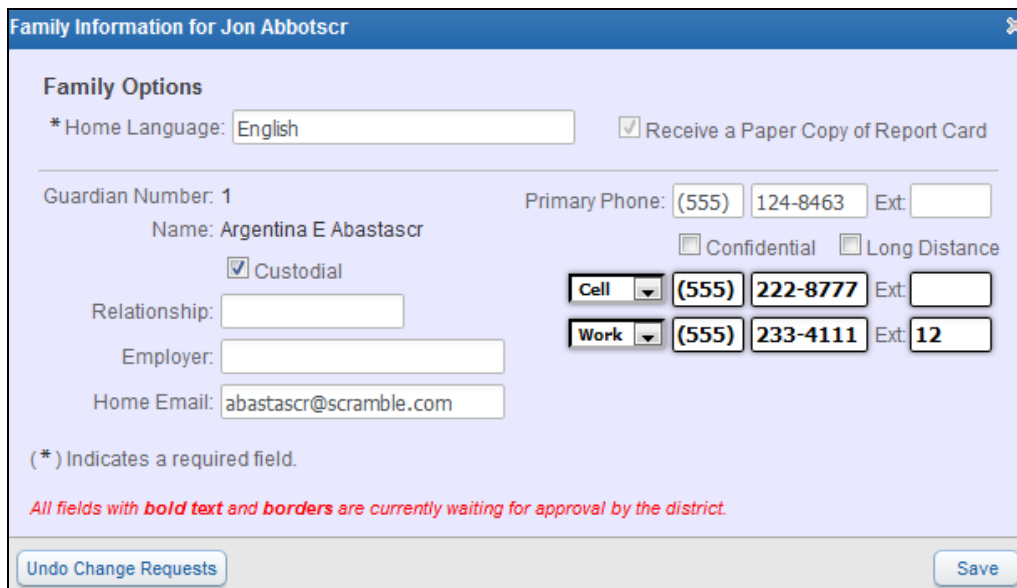
Relationship: Cell (555) 222-8777 Ext:

Employer: Work (555) 233-4111 Ext: 12

Home Email:

(*) Indicates a required field.

- Once Saved, if you go back into Request Changes and view, for example, Family Information, fields with bold text and borders are waiting for approval by the district. Also, if needed, you may select to Undo Change Requests.



Family Information for Jon Abbotscr

Family Options

* Home Language: Receive a Paper Copy of Report Card

Guardian Number: 1 Primary Phone: (555) 124-8463 Ext:

Name: Argentina E Abastascr Confidential Long Distance

Custodial

Relationship: Cell (555) **222-8777** Ext:

Employer: Work (555) **233-4111** Ext: **12**

Home Email:

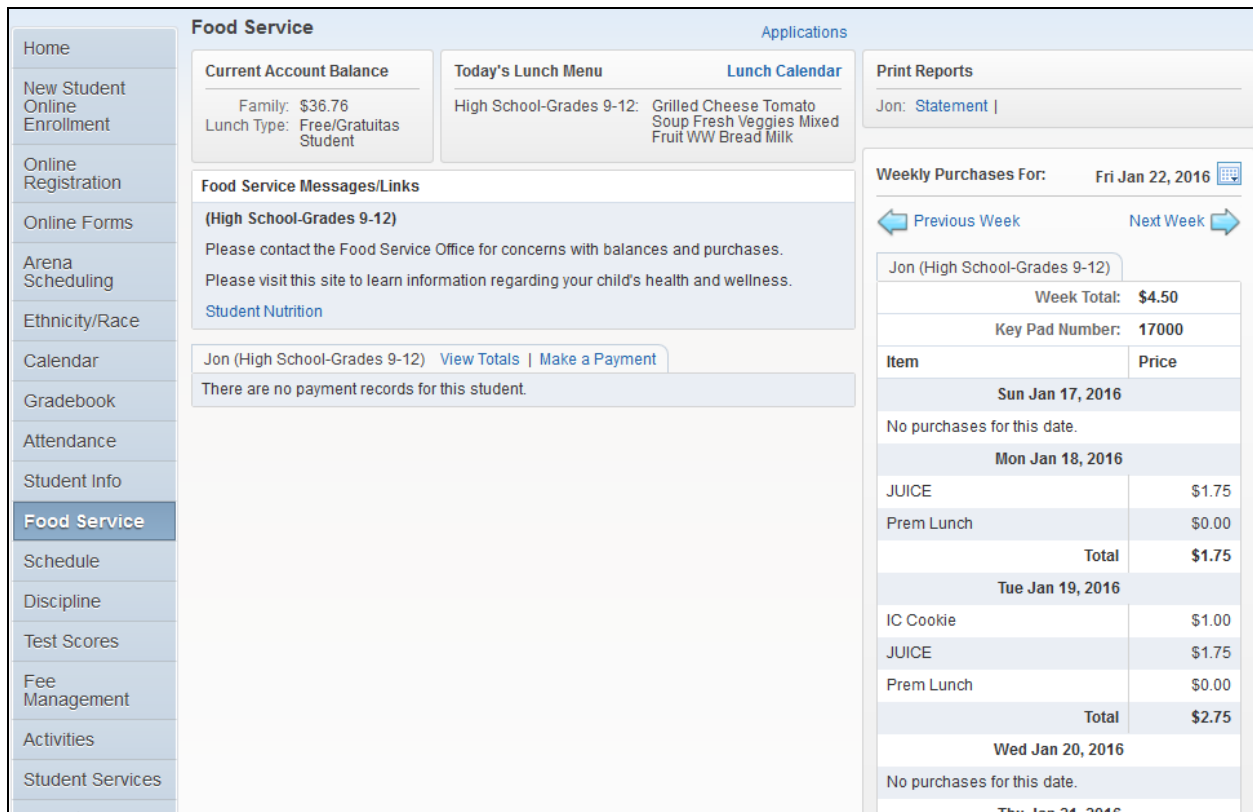
(*) Indicates a required field.

All fields with **bold text and borders** are currently waiting for approval by the district.

Food Service

This area allows you to view your student’s Food Service account balance and daily purchase information. You may also be able to view menu information, as well as make online payments, and enter an online application for free or reduced meals.

Applications



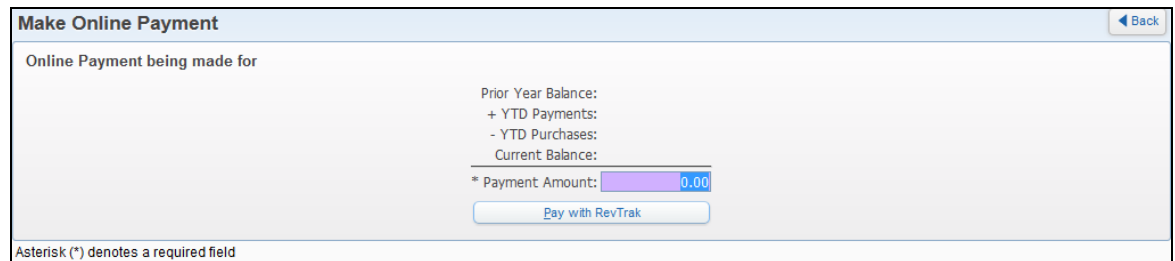
The screenshot displays the 'Food Service' section of the Skyward Family Access interface. On the left is a navigation menu with 'Food Service' selected. The main content area is divided into several sections:

- Current Account Balance:** Family: \$36.76, Lunch Type: Free/Gratuitas Student.
- Today's Lunch Menu:** High School-Grades 9-12: Grilled Cheese Tomato Soup Fresh Veggies Mixed Fruit WW Bread Milk. A **Lunch Calendar** link is provided.
- Food Service Messages/Links:** (High School-Grades 9-12) with instructions to contact the Food Service Office and a link for Student Nutrition.
- Weekly Purchases:** For student Jon (High School-Grades 9-12) as of Fri Jan 22, 2016. The report shows:

Item	Price
Sun Jan 17, 2016	
No purchases for this date.	
Mon Jan 18, 2016	
JUICE	\$1.75
Prem Lunch	\$0.00
Total	\$1.75
Tue Jan 19, 2016	
IC Cookie	\$1.00
JUICE	\$1.75
Prem Lunch	\$0.00
Total	\$2.75
Wed Jan 20, 2016	
No purchases for this date.	
Thu Jan 21, 2016	

- Current Account Balances – Displays the current balance for your student’s Food Service account as well as their Lunch Type, which indicates if they pay full price, pay a reduced price, or are free and are not changed at all.
- Today’s Lunch Menu – Displays today’s lunch menu and provides a calendar to click on to view the lunch menus for the month.
- Food Service Messages/Links – Displays district specific information and links.

- Payment Information and Making an Online Payment – Displays Food Service payment records for your student, which are listed by date, including the amount and/or check number.
 - View Totals – Provides a summary of your student’s account, including Prior Year Balance, Year to Date Payments, and Year to Date Purchases.
 - Making an Online Payment – Allows you to make an online payment. After entering the payment amount, you will be redirected to your districts 3rd party online payment vendor’s website to complete the payment process.



Print Reports\Statement – Allows you to print reports of fee information based on templates that the district has provided.

Weekly Purchases – Displays the food items your student purchased for the current week. To view the previous or the next week, you can click the buttons provided. In addition, you can change the week that displays by clicking the calendar and selecting the week.

Applications

This link allows you to submit an online application for free or reduced meals to the district Food Service department.

1. Click the Applications link.
2. Click Add Application.
3. A letter explaining the application process displays; click Next after reading the letter.
4. After reading all the information and instructions, if you wish to continue, select the checkbox acknowledging that you have read the instructions and click Next.
5. Review the Federal Income Chart and select the box if you do not qualify for benefits or do not wish to continue. Click Next.
6. Read the Privacy Act Statement and any other statements, such as the Non-discrimination Statement; click Next.

7. Enter all household members. This includes all guardians, your student's, and children under school age. Select the appropriate boxes and click Next.

Free and Reduced Price School Meals Family Application								
Steps	Free and Reduced Price School Meals Family Application <input type="button" value="Previous"/> <input type="button" value="Next"/> <input type="button" value="Print"/> <input type="button" value="Back"/> 							
Letter to Parents	PART 1. ALL HOUSEHOLD MEMBERS <input type="checkbox"/> Add More Names to Application							
Instructions for Applying								
Federal Income Chart								
Privacy Act Statement								
Non-discrimination Statement								
Application → Part 1: Household Names • Part 2: Benefits • Part 3: Gross Income • Part 4: Signature • Part 5:	Names of <u>A</u> ll People Living in Your Household (First, Middle Initial, Last)	School the child attends, or indicate 'NA' if household member is not in school	Place a check in the box below if the child is a foster, homeless, migrant, runaway, or Head Start child. If each child attending school is a foster, homeless, migrant, runaway, or Head Start child, skip to Part 4 to sign this form.					Check if NO Income
	(Example) Jane A. Smith	NA	Foster	Homeless	Migrant	Runaway	Head Start	<input type="checkbox"/>
	Argentina Abastascr		<input type="checkbox"/>	<input type="checkbox"/>	<input type="checkbox"/>	<input type="checkbox"/>	<input type="checkbox"/>	<input type="checkbox"/>
	Jon Abbotscr	High School	<input type="checkbox"/>	<input type="checkbox"/>	<input type="checkbox"/>	<input type="checkbox"/>	<input type="checkbox"/>	<input checked="" type="checkbox"/>

8. A validation message will appear, asking you to verify that the household members listed do not have income.
9. If appropriate, enter the benefit information, and click Next.

PART 2. BENEFITS	
If any member of your household receives FoodShare, FDPIR or W-2 Cash Benefits , provide the name of the household member, the program name, and case number (not a Quest Card number) for the person who receives benefits and skip to Part 4 . If no one receives these benefits, go to Part 3	
Name:	<input type="text"/>
Program Name:	<input type="text"/>
Case Number:	<input type="text"/>

10. Enter the Total Household Gross Income information, and click Next. Note: Based on the household information provided earlier, names were copied into this section. Review the names and remove them, if necessary, based on the application instructions.

PART 3. TOTAL HOUSEHOLD GROSS INCOME (before deductions). List all income on the same line as the person who receives it. Select the box for how often it is received. Record each income only once. If you provided a case number in Part 2, you do not need to provide income information. If you enter '0' or leave any fields blank, you are certifying (promising) that there is no income to report.									
<input type="checkbox"/> Add More Names to Application									
1. Full Name First Name, Middle Initial, Last Name		2. Gross Income and How Often It Was Received ?							
		Earnings from Work Before Deductions		Welfare, Child Support, Alimony		Pensions, Retirement, Social Security, SSI, VA Benefits		All Other Income	
(Example) Jane A. Smith		\$199.99	W	\$149.99	B	\$99.99	M	\$50.00	M
Argentina Abastascr		\$1,125.00	B	\$0.00		\$0.00		\$0.00	
Jon Abbotscr									

11. Sign the application and enter the last four digits of your Social Security Number.
The signature you provide will be an electronic signature.

Electronic Signature Agreement

Electronic Signature Agreement

Under the Federal Electronic Signatures in Global and National Commerce Act, before you may submit this Food Service Account Application electronically, you must be provided with certain of the following information and you must affirmatively agree to the following and thereafter not withdraw your agreement.

Please take a moment to review and acknowledge your understanding and acceptance of this Agreement. By electronically signing this Food Service Account Application, I acknowledge receipt of the application agreement, and I agree to be bound by the terms and conditions of the agreement.

By clicking 'I Agree' and submitting this agreement via the internet, I acknowledge that:

- * I have read and understood the foregoing Electronic Signature Agreement and that I intend to be bound thereby.
- * I understand and agree that my electronic signature is the equivalent of a manual signature and that others may rely on it as such in connection with any and all agreements I may enter into, including but not limited to this Electronic Signature Agreement.
- * I further acknowledge and agree that it is my obligation to immediately advise the school district of any change in my electronic address (i.e., email address).
- * I further acknowledge and agree that it is my obligation to immediately advise the school district in the event that I withdraw my consent to this Electronic Signature Agreement.
- * I acknowledge and agree that in the event that any person known to me (whether it be a family member, member of my household or otherwise) misappropriates any of the security devices connected with my Food Service account application and such misappropriation could not reasonably be detected by the school district, the school district shall have the right to treat all resulting electronic signatures as though they were affixed by the person whose name is typed below.
- * I acknowledge and agree that the individual completing this electronic account application is the individual in whose name the account is set up, or is someone authorized to submit this

12. As needed, enter the other information and click Next.

PART 4. SIGNATURE AND LAST FOUR DIGITS OF SOCIAL SECURITY NUMBER (ADULT MUST SIGN)

An adult household member must sign the application. **If Part 3 is completed, the adult signing the form also must list the last four digits of his or her Social Security Number or mark the 'I do not have a SSN' box. See Privacy Act Statement**

I certify (promise) that all information on this application is true and that all income is reported. I understand that the school will receive Federal and State funds based on the information I give; school officials may verify the information; and if I purposely give false information, my child(ren) may lose meal benefits and I may be prosecuted. I understand my child's eligibility information may be shared as allowed by law.

* Sign here: <Signed Electronically> Remove * Print Name: Argentina Abastascr

Date: 01/26/2016 Phone Number: (555) 255-7888 Ext:

Address: Cell Phone Number: Ext:

City: State: Zip Code:

* Last Four Digits of SSN: ***-**- 4789 OR I do not have a SSN

Email Address:

By providing your email address, you may be notified by email of your eligibility for free and reduced price school meals.

13. Enter the children's ethnic and racial identity and click Next. This is optional.

Free and Reduced Price School Meals Family Application [Previous](#) [Next](#) [Print](#) [Back](#)

PART 5. CHILDREN'S ETHNIC AND RACIAL IDENTITY (OPTIONAL)

I would like to report this optional information

Mark one ethnic identity: Mark one or more racial identities:

Hispanic/Latino Asian American Indian or Alaska Native Black or African American

Not Hispanic/Latino White Native Hawaiian or Other Pacific Islander

14. Review the completed application and click the Submit Application button. Note: If at any point in the process you skipped a required field or entered incorrect data, a message appears explaining the errors. All errors must be corrected before you can submit the application for approval.

15. Once you have submitted your application, you may be able to Update a Pending Application, View the Application, and Print the Application.

Food Service Applications							
Pending Application Update Pending Application View Application Print Application							
Application Date: Tue Jan 26, 2016 (Application Waiting For Approval)							
Notice: Pending Application will be marked as 'Not Submitted' if edited and will need to be resubmitted for review.							
Household Members							
Names of Household Members		School Name	Foster Child?	No Income?			
Argentina Abastascr			No	No			
Jon Abbotscr		High School	No	Yes			
Income Information							
Family Member Name	Earnings from Work	Welfare, Child Support, Alimony	Pensions, Retirement, Social Security, SSI, VA Benefits		Other Income		
Argentina Abastascr	29,250.00	0.00	0.00		0.00		
Total Annual Income: 29,250.00							
Jon (400)							
Temp Application	Application Date	Effective Date	Dependents	Lunch Code	Denied?	Active?	Application Nbr
No	Mon Jun 2, 2014	Mon Jun 2, 2014	5	Free/Gratis	No	Yes	
No	Fri Jun 28, 2013	Thu Sep 26, 2013	0	Free/Gratis	Yes	Yes	
No	Mon Jan 1, 1900	Mon Jan 1, 1900	0	Normal	No	Yes	

Schedule

This area allows you to view your student's current and next year schedule, as well as course requests for the next school year.

<ul style="list-style-type: none"> Home New Student Online Enrollment Online Registration Online Forms Arena Scheduling Ethnicity/Race Calendar Gradebook Attendance Student Info Food Service Schedule Discipline Test Scores Fee Management Activities Student Services Educational Milestones 	Schedule				
	Currently Scheduled Class: Mon Jan 25, 2016 8:15am Jon Period 01 Art 1/Art Introduction		Course Requests now open Jon: View Requests for 2016-2017 in High School-Grades 9-12 Band Instrument: Jon (High School-Grades 9-12): <input type="text" value="None"/>		
	Jon (High School-Grades 9-12) Display Options Current Year <i>The current term is highlighted.</i>				
	2015 - 2016 Print Schedule	Term 1 (08/06/15 - 11/01/15)	Term 2 (11/02/15 - 01/18/16)	Term 3 (01/19/16 - 03/27/16)	Term 4 (03/28/16 - 06/05/16)
	Period 1 (8:00 AM - 8:48 AM)	Art 1/Art Introduction Pansy Alvnscr MTWRF Room 166	Art 1/Art Introduction Pansy Alvnscr MTWRF Room 166	Art 1/Art Introduction Pansy Alvnscr MTWRF Room 166	Art 1/Art Introduction Pansy Alvnscr MTWRF Room 166
	Period 2 (8:50 AM - 9:38 AM)	English Survey S1 Kari Hiraicr MTWRF Room 035	English Survey S1 Kari Hiraicr MTWRF Room 035	English Survey S2 Kari Hiraicr MTWRF Room 035	English Survey S2 Kari Hiraicr MTWRF Room 035
	Period 3 (9:50 AM - 10:38 AM)	Physical Education 11 Delaine Farnamsr MTWRF Room GYM L	Physical Education 11 Delaine Farnamsr MTWRF Room GYM L	Landscape Management Gus Odascr MTWRF Room 021	Landscape Management Gus Odascr MTWRF Room 021
	Period 4 (10:40 AM - 11:28 AM)	Chemistry I S1 Emil Luthyscr MTWRF Room 014	Chemistry I S1 Emil Luthyscr MTWRF Room 014	Chemistry I S2 Jamie Sandquistscr MTWRF	Chemistry I S2 Jamie Sandquistscr MTWRF
	Period 5 (11:30 AM - 12:18 PM)	Statistics Jacob Knesescr MTWRF Room 035	Statistics Jacob Knesescr MTWRF Room 035	Statistics Jacob Knesescr MTWRF Room 035	Statistics Jacob Knesescr MTWRF Room 035
	Period 7 (1:40 PM - 2:28 PM)	Computer Science I Roderick Almyscr MTWRF Room 015	Computer Science I Roderick Almyscr MTWRF Room 015	Foods & Nutrition Eloise Wilczynskiscr MTWRF Room 245	Foods & Nutrition Eloise Wilczynskiscr MTWRF Room 245
Period 8 (2:30 PM - 3:18 PM)	Concert Band Pamala Ainsleyscr MTWRF Room 186	Concert Band Pamala Ainsleyscr MTWRF Room 186	Concert Band Pamala Ainsleyscr MTWRF Room 186	Concert Band Pamala Ainsleyscr MTWRF Room 186	

- [Currently Scheduled Class](#)
- [Current Year Schedule](#)
- [Course Request Now Open](#)

Currently Scheduled Class

This displays the classes that your student is scheduled into based on the current day and time.

Currently Scheduled Class: Mon Jan 25, 2016 8:15am

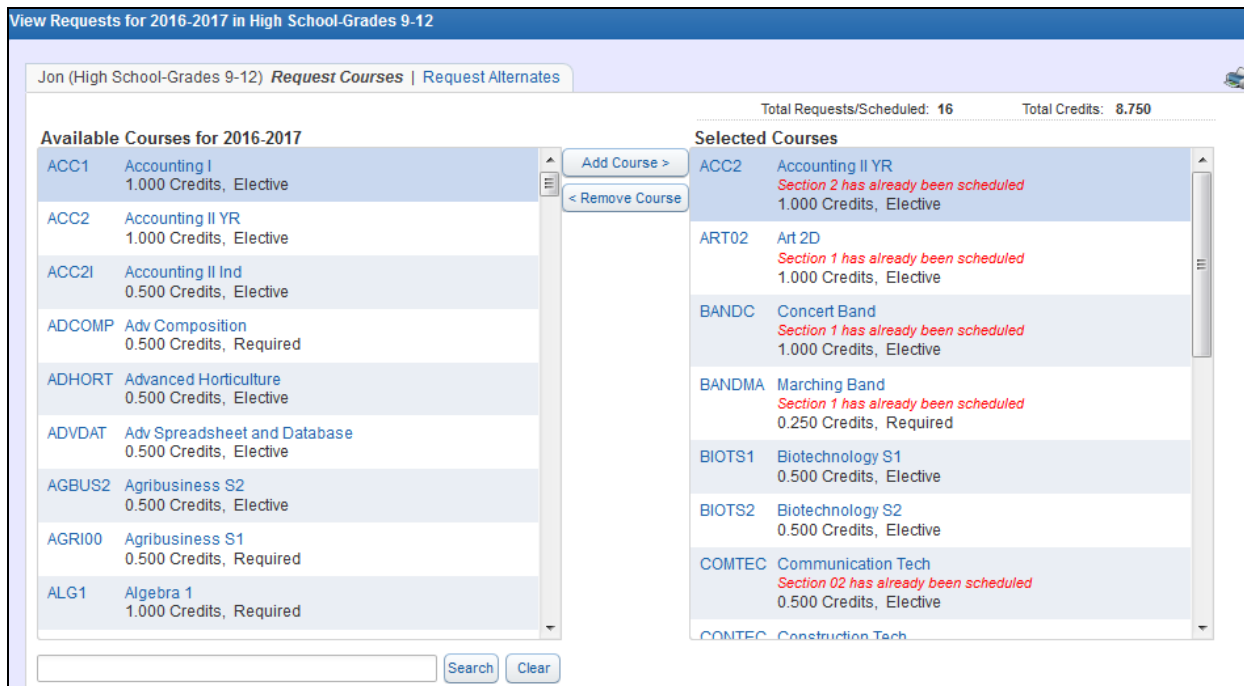
Jon Period 01 Art 1/Art Introduction

Current Year Schedule

This area displays your student’s schedule and defaults for the entire school year with the current term highlighted in yellow. For additional information regarding your student’s classes you can click on the course name, and to email the teacher you can click on the teacher’s name. To modify this view, click the Display Options link where you can select to Show Current Term Only, Show Dropped Classes, and View Next Year Schedule.

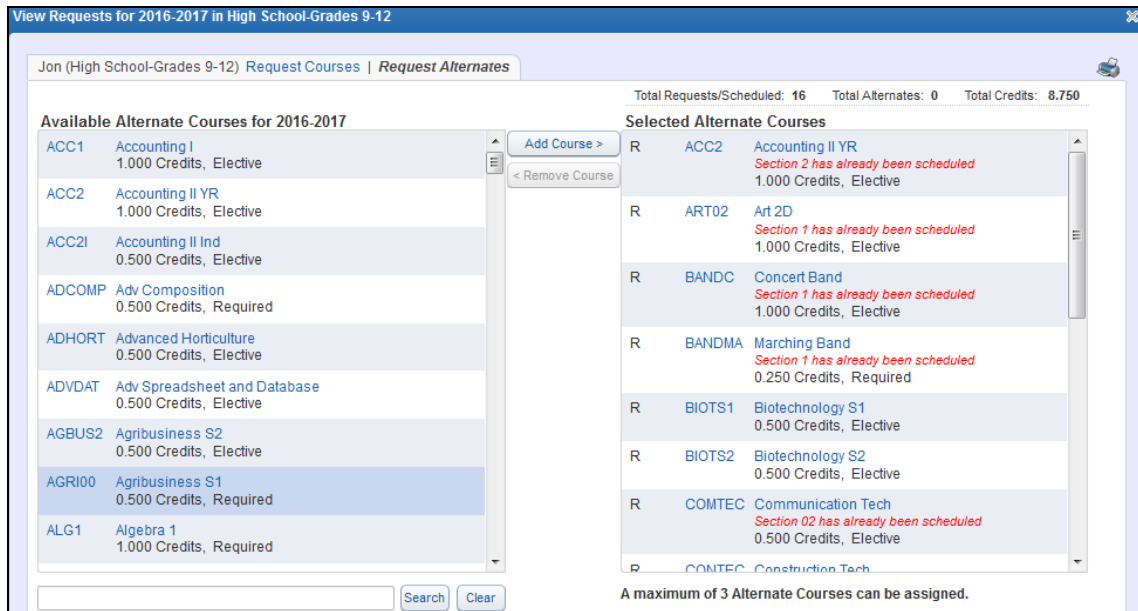
Course Requests Now Open

Click the View Request for [school year] in [student’s school] link to request courses, update requests, and select alternate courses.



- Available Courses – Courses listed here are courses available to your student based on your student’s grade level. Additional information regarding the course can be obtained by clicking on the course description.
- Selected Courses – Courses displayed here are courses your student has requested for the next school year. Note that courses displayed here could have also been selected by the counselor. Courses may be added or removed from this area by clicking the Add or Remove Course buttons.

- Request Alternates – Courses selected here inform the counselor of the courses you would like to take if one or more of your course requests are not available. Alternate courses may be added or removed from this area by clicking the Add or Remove Course buttons.



View Requests for 2016-2017 in High School-Grades 9-12

Jon (High School-Grades 9-12) Request Courses | Request Alternates

Total Requests/Scheduled: 16 Total Alternates: 0 Total Credits: 8.750

Available Alternate Courses for 2016-2017

ACC1	Accounting I	1.000 Credits, Elective
ACC2	Accounting II YR	1.000 Credits, Elective
ACC2I	Accounting II Ind	0.500 Credits, Elective
ADCOMP	Adv Composition	0.500 Credits, Required
ADHORT	Advanced Horticulture	0.500 Credits, Elective
ADV DAT	Adv Spreadsheet and Database	0.500 Credits, Elective
AGBUS2	Agribusiness S2	0.500 Credits, Elective
AGR100	Agribusiness S1	0.500 Credits, Required
ALG1	Algebra 1	1.000 Credits, Required

Selected Alternate Courses

R	ACC2	Accounting II YR	Section 2 has already been scheduled	1.000 Credits, Elective
R	ART02	Art 2D	Section 1 has already been scheduled	1.000 Credits, Elective
R	BANDC	Concert Band	Section 1 has already been scheduled	1.000 Credits, Elective
R	BANDMA	Marching Band	Section 1 has already been scheduled	0.250 Credits, Required
R	BIOTS1	Biotechnology S1		0.500 Credits, Elective
R	BIOTS2	Biotechnology S2		0.500 Credits, Elective
R	COMTEC	Communication Tech	Section 02 has already been scheduled	0.500 Credits, Elective
R	CONTEC	Construction Tech		

A maximum of 3 Alternate Courses can be assigned.

Discipline

This area allows you to view your student’s discipline information in chronological order.

- Today’ Discipline – Displays discipline records created today.
- View Action(s) Taken – Allows you to view additional details regarding an Offense, including the Actions being taken.

Action(s) Taken for Excessive Absences offense:

Date	Action Taken (Status)	Officer	Suspension	Required / Served
Tue Jan 19, 2016	Detention (Open)		None	1 Hour / 0 Hour

When to Serve: Fri Jan 22, 2016 3:30am (Open)

Where: Library **Required / Served:** 1 Hour / 0 Hour

Test Scores

This area allows you to view test scores that your school district entered for your student. To view your student's scores for a test, click Show Scores.

Home	Test Scores				
	Jon				
New Student Online Enrollment	Test Date	Test	Edition	Level	Form
Online Registration	06/04/2015	ACCES-ACCESSforELLs (Show Scores)	Edt2		
Online Forms	05/07/2014	NWEA-NWEA/MAP (Show Scores)	Math		
Arena Scheduling					
Ethnicity/Race					
Calendar					
Gradebook					
Attendance					
Student Info					
Food Service					
Schedule					
Discipline					
Test Scores					

Fee Management

This area allows you to view Fee Management Payor account information and your student's Fee Management Customer account information. From here you can view fees, payments, and totals in Fee Management, as well as make an online payment.

Home
Fee Management

Unpaid Balance

Jon: **50.00**

Print Reports


Jon: [CY Invoice](#) | [NY Invoice](#) |

Jon
[View Fees](#)
[View Payments](#)
[View Totals](#)
[Make a Payment](#)
[Add a Fee](#)

School Year	Due Date	Fee Description	Amount Charged	Amount Paid	Amount Due	Payor Name	Pay Plan ID
2016	Tue Sep 1, 2015	Arrear	40.75	40.75	0.00	Argentina E. Abastascr	
2016	Tue Sep 1, 2015	Arrear	5.00	0.00	5.00	Jon Abbotscr	
2016	Fri Apr 8, 2016	YEARBOOK ONLY H	45.00	0.00	45.00	Argentina E. Abastascr	

[New Student Online Enrollment](#)
[Online Registration](#)
[Online Forms](#)
[Arena Scheduling](#)
[Ethnicity/Race](#)
[Calendar](#)
[Gradebook](#)
[Attendance](#)
[Student Info](#)
[Food Service](#)
[Schedule](#)
[Discipline](#)
[Test Scores](#)
Fee Management

- Unpaid Balance – Displays the total unpaid balance amount for the student.
- Print Reports – Allows you to print reports of fee information based on templates that the district has provided.
- View Fees – Displays itemized charges and payment for your student.
- View Payments – Displays itemized payments that the payor made for all customers attached to the payor. You also have the capability to print a receipt. Note: Depending on your district, the payor (person responsible for payment) could be the student or you, the guardian. In the example below, the guardian is set up as the payor.

Jon View Fees View Payments View Totals Make a Payment Add a Fee							
Payor Name	School Year	Payment Date	Description	Payment Amount	Amt Applied to Customer	Check #	Receipt #
Argentina E. Abastascr	2016	Tue Jan 19, 2016	CHECK PAYMENT	40.75	40.75	6546	6172 

- View Totals – Displays the charges, payments, other credits, prepayments, and balance due for your student.

- Make a Payment – Allows you to make an online payment. After entering the payment amount, you will be redirected to your districts 3rd party online payment vendor’s website to complete the payment process.

Make Online Payment ◀ Back

Online Payment being made for Jon Abbotscr

Prior Year Balance:

+ YTD Payments:

- YTD Purchases:

Current Balance:

* Payment Amount:

Asterisk (*) denotes a required field

- Add a Fee – This option allows you to select optional fees that the district has set up, such as a yearbook. On the Add a Fee screen, the lower half displays fees that can be added to your student’s count. The fees listed are based upon what has been selected under the Display Fees link. To add a fee, click the Add button and the record will move to the top portion of the screen. Also note the capability to remove the record.

Add a Fee to Jon Abbotscr ◀ Back

Add a Fee to Jon Abbotscr ✔

Fees due for student Jon Abbotscr Delete

Due Date ▲	Description	Charge Amount	Paid Amount	Ent	Schl Yr
09/01/2015	Arrear	5.00	0.00	000	2016
01/26/2016	YEARBOOK DVD HS	55.00	0.00	000	2016
04/08/2016	YEARBOOK ONLY HS	45.00	0.00	000	2016

Total Amount Due:



Fees that can be added to this student's account [Display Fees]

Description ▲	Amount	Entity	Schl Yr	Why would I add this fee?	Add Fee?
General: YEARBOOK DVD HS	55.00	000	2016	Yearbook.	<input type="button" value="Add"/>

Activities

This area allows you to view your student’s current year activities, as well as previous year activities, by clicking the View Activities from Prior Years link.

Activity Events and Awards can be viewed by clicking on the icon. In addition, if an activity leader’s name is hyperlinked, you can click the name to send an email message.

Home	Activities View Activities from Prior Years						
	Jon (High School-Grades 9-12)						
New Student Online Enrollment	Date Range	Events	Activity	Awards	Requirements	Leader	Assistants
Online Registration	09/07/2015 - 06/10/2016		Band (Music)			Pamala Ainsleyscr	
Online Forms	09/07/2015 - 06/10/2016		Activity (BND) (Required)				
Arena Scheduling	09/07/2015 - 06/10/2016		Activity (LIB)			Sandy Clinksr	
Ethnicity/Race							
Calendar							
Gradebook							
Attendance							
Student Info							
Food Service							
Schedule							
Discipline							
Test Scores							
Fee Management							
Activities							

Student Services

This area allows you to view your student’s Special Education, Section 504, and Gifted and Talented information.

Display Options

- [View Current Evaluation Info](#)
- [View IEP from \[Date Range\]](#)
- [View Section 504 from \[Date\]](#)
- [View Gifted & Talented \[Date\]](#)

View Current Evaluation Info

This view displays your student’s current evaluation information, consent information, and disabilities, as well as any contact that has been made with you via email, phone, letters, or notices. In addition, the top of the screen will indicate if there are any forms that you need to review. In the example below, your student has three unread forms.

Student Services

Unread Forms

Jon has **3** unread forms: 2 IEP forms and 1 Section 504 form

Jon [Display Options](#) [Current Evaluation Info](#)

Case Manager: [Jacob Knesescr](#)

Special Ed School: [School \(400\)](#)

Evaluation Information

Type of Evaluation:	Evaluation
Evaluation Start:	Tue Jan 7, 2014
Case Due:	Thu Sep 17, 2015
Evaluation Completed:	Tue Feb 3, 2015
Next Evaluation:	Sat Feb 3, 2018

Consent Information

Evaluation Permission:	Wed Jan 8, 2014
District Received:	Thu Jan 9, 2014
Placement Consent:	Fri Feb 6, 2015

Disabilities

Specific Learning Disability (Primary)

Contact Made On	Contact Type	Who Made Contact?	Comment
Wed Jan 27, 2016 8:37am	Phone	Jacob Knesescr	Call and left a message reminding of upcoming meet... More
Wed Feb 25, 2015 11:43am	Notice	Jacob Knesescr	Supplemental IEP Form sent
Wed Feb 25, 2015 9:46am	Notice	Jacob Knesescr	Cover Sheet (I-3) sent
Wed Feb 25, 2015 9:45am	Notice	Jacob Knesescr	Cover Sheet (I-3) sent
Wed Feb 25, 2015 9:39am	Notice	Jacob Knesescr	Cover Sheet (I-3) sent
Wed Feb 25, 2015 9:39am	Notice	Jacob Knesescr	Cover Sheet (I-3) sent

View IEP from [Date Range]

This view displays your student’s current IEP information, including pertinent dates, Case and IEP Managers, your student’s placements, team members, and forms.

Student Services

Unread Forms

Jon has **1** unread form: 1 IEP form

Jon [Display Options](#) **IEP from 02-06-2015 to 02-05-2016**

Case Manager: [Jacob Knesescr](#) IEP Manager: [Jacob Knesescr](#) Special Ed School: [School \(400\)](#)
 IEP Meeting: [Thu Feb 5, 2015](#) IEP Review: IEP Revision:

Disabilities

Specific Learning Disability (Primary)

Team Members	Title
Jon Abbotscr	Student
Argentina Abastascr	Guardian
Jacob Knesescr	
Amanda O'Taylorscr	

Placements	Provider	Details
Specific Learning Disability	Jacob Knesescr	View
Speech & Language	Christopher Kalisscr	View
Specific Learning Disability	Jacob Knesescr	View
Speech & Language	Christopher Kalisscr	View

IEP Forms View All	Last Viewed
Cover Sheet (I-3)	Wed Jan 27, 2016
Invitation to a Meeting of the Individualized Education Program (IEP) Team (I-1)	

*Click on an underlined form to view the document

To view details regarding your student’s placements, click the View link.

Placement ✕

District:

School Year:

Service:

Program Name:

Site Type:

Building:

Room:

Primary Placement Dismissed Placement

Frequency:

Begin: End:

Breakdown:


[Back](#)

If there are forms that you need to review, they will be listed in the IEP Forms section. To view the form, click on the form or you may click View All.

IEP Forms View All	Last Viewed
Cover Sheet (I-3)	
Invitation to a Meeting of the Individualized Education Program (IEP) Team (I-1)	

*Click on an underlined form to view the document

Your student's form will display, allowing you to read it and if desired, to print the form. Once read and you click the Back button, the Last Viewed column will be filled in with today's date.



EVALUATION REPORT AND IEP COVER SHEET Form I-3 (Rev. 10/06)

Skyward School District 1

Name of Student	DOB	Sex	Grade	Race/Ethnic (if parent chooses to identify)
Jon Abbotscr	05/10/1999	M	10	White
Parent or Legal Guardian		Parent or Legal Guardian		
Argentina Abastascr				
Address		Address		
187 SMITH AVE YOUNG AMERICA WI 55555				
Telephone (area/number)		Telephone (area/number)		
(555) 124-8463		715.555.5555		
District of Residence		For students transferring between public agencies: IEP reviewed and adopted by		
District (5866)		On		
Current District of Placement		For students transferring between public agencies: Evaluation report reviewed and adopted by		
Skyward School District 1		On		

PURPOSE OF MEETING (Check all that apply):

<input type="checkbox"/> Evaluation including determination of eligibility	<input type="checkbox"/> Initial or annual IEP development
<input type="checkbox"/> IEP review/revision	<input type="checkbox"/> Develop a statement of transition goals and services <small>(required for students age 14 and older, or younger if appropriate)</small>
<input type="checkbox"/> Placement	<input type="checkbox"/> Manifestation Determination
<input type="checkbox"/> Alternate assessment	<input type="checkbox"/> Determine setting for services during disciplinary change in placement
<input type="checkbox"/> Other:	<input type="checkbox"/> Other:

[View Section 504 from \[Date\]](#)

This view displays your student’s Section 504 information, including the start date, disabilities, impairments, accommodations, life activities, and forms.


To view the details of the Section 504 record, click the View link. In the example below, a paper click also displays indicating that there is an attachment that you can view.

Student Services

Unread Forms

Jon has 2 unread forms: 1 IEP form and 1 Section 504 form

Jon [Display Options](#) [Section 504 from 05-01-2013](#)

Date	Event Type	Contact Person	Event	Details	
Wed May 1, 2013	IAP Start		IAP has started.	View	

Disabilities

No Disabilities exist.

Accommodations

Hearing Aid

Section 504 ✕

IAP Begin Date:

Status:

Eval Consent

Case Manager:

Referral Type:

Referred to IDEA Service Consent

[Back](#)

If there are forms that you need to review, they will be listed in the Section 504 Forms section. To view the form, click on the form, or click View All.

Your student’s form will display, allowing you to read it and if desired, to print the form. When you have read the form and clicked the Back button, the Last Viewed column will be filled in with today’s date.

[Section 504 Forms](#) [View All](#)

NEW Section 504 IHP	Wed Jan 27, 2016
-------------------------------------	------------------

*Click on an underlined form to view the document

View Gifted & Talented [Date]

This view displays your student's Gifted & Talented information. To view the details of the record, click the View link.

Student Services

Unread Forms

Jon has **1** unread form: 1 IEP form

Jon [Display Options](#) [Gifted & Talented Info](#)

Date	Event Type	Contact Person	Event	Details
Mon May 20, 2013	GTPlacement	Alethia Priviterascr	Math was identified on 05/20/2013 for School Year 2013	View

Gifted & Talented ✕

School Year:

Area:

Date Identified:

End Date:

Staff Name:



Active in this Area

Comments:

Educational Milestones

This area allows you to view your student’s assigned Educational Milestones. Educational Milestones are non-coursework requirements that your student must complete in order to graduate.

When the comment icon displays, you can click on the icon to view the note.

Educational Milestones				
Jon (High School-Grades 9-12)				
Completed	Milestone	Graduation Requirement?	Waived?	
	Portfolio 	✓		
Thu Oct 29, 2015	Volunteer Requirement Met 	✓		

Graduation Requirements

This area allows you to view your student’s progress towards meeting coursework requirements, based on their graduation plan.

Graduation Requirements						
Jon - Graduation Requirements View All Courses						
Coursework Requirement Area	Required	Complete	In Progress	Scheduled	Remaining	Status
Total	24.500	8.000	3.000	7.750	13.500	In Progress
English	4.000	1.000	0.500		2.500	In Progress
English 9 (View Courses)	1.000	1.000				Completed
English 10 (View Courses)	1.000		0.500		0.500	In Progress
English Electives (View Courses)	2.000				2.000	
Mathematics (View Courses)	1.500	1.000		0.500	0.500	In Progress
Social Studies	3.500	0.500			3.000	In Progress
Government (View Courses)	1.000				1.000	
World History (View Courses)	1.000	0.500			0.500	In Progress
US History 10	0.500				0.500	
Social Studies Electives	1.000				1.000	
Science (View Courses)	2.000	1.000	0.500	0.500	0.500	In Progress
Physical Education (View Courses)	1.500	1.000			0.500	In Progress
Health Education (View Courses)	0.500	0.500				Completed
Computer (View Courses)	0.500	0.500				Completed
Personal Finance (View Courses)	1.000				1.000	
One more Credit (View Courses)	1.000	1.000				Completed
General Electives (View Courses)	9.000	1.500	2.000	6.750	5.500	In Progress

The screen displays the Coursework Requirement Area, along with the required amount of credits, what has been completed, how many credits are currently in progress, how many credits are scheduled, how many credits are remaining, and the status. In addition, to view the courses associated with an “Area,” you may click the View Courses link.

Use the View All Courses link to see all of the classes in which your student is enrolled, and the classes they have completed or attempted within an area, as well as the number of credits and grades. The course description and the teacher’s names can be clicked on to view details of the course and to send an email message to the teacher.

Endorsements

This area allows you to sign your student’s Declared Endorsement and then monitor their progress by reviewing the Option and Requirements.

Endorsements

Declared		Achieved	
Endorsement	Option	Endorsement	Option
Multidisciplinary	Option1	No Achieved Endorsements	

*Signed by **Abbotscr Jon** on 09/21/2015.*
Guardian Signature is Required. (Sign)

Check Progress on any Endorsement

Endorsement: Multidisciplinary Option: Option1 [\(Details\)](#)

Option Status: **Not Met** Credit Status: **0.000 of 9.000** Grad Req Status: **Not Complete** Grad Req Remaining: **13.500**

Notes: All Requirements not met: Math Requirement(No Requirement Clusters met.), Science Requirement(No Requirement Clusters met.), Fine Arts(No Requirement Clusters met.) and History(No Requirement Clusters met.)
Student Must Complete Grad Plan To Receive Endorsement.

▶ Graduation Requirement Detail

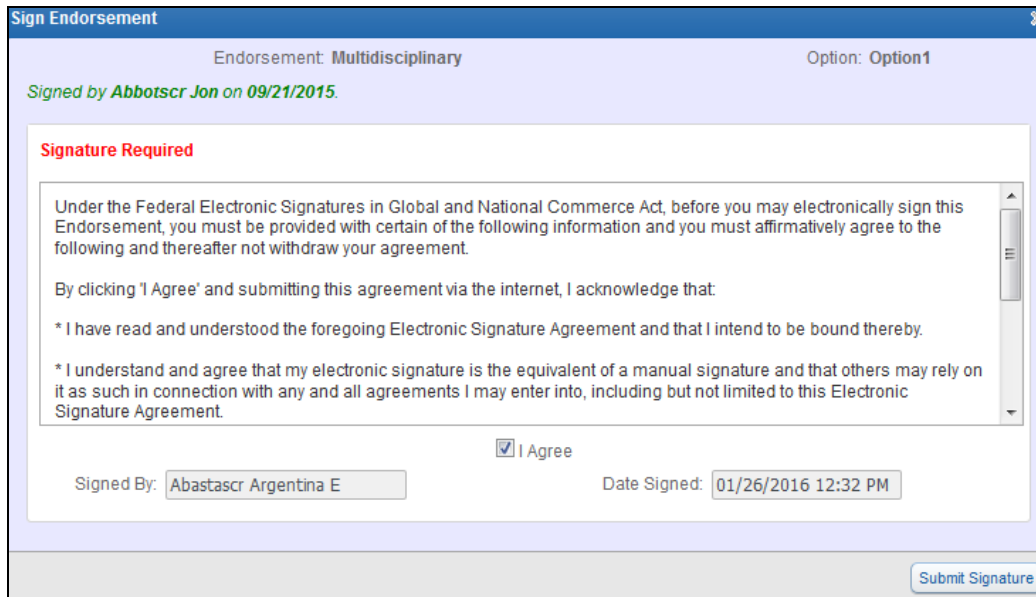
▶ Class breakdown for Option1 Option

▶ Requirements

Guardian Signature of the Declared Endorsement Screen Components

Guardian Signature of the Declared Endorsement

1. Click the (Sign) link.
2. Read the information regarding an electronic signature and click the I Agree checkbox. Your name and date will automatically be entered.
3. Click Submit Signature.



Endorsement: **Multidisciplinary** Option: **Option1**

Signed by **Abbottscr Jon** on **09/21/2015**.

Signature Required

Under the Federal Electronic Signatures in Global and National Commerce Act, before you may electronically sign this Endorsement, you must be provided with certain of the following information and you must affirmatively agree to the following and thereafter not withdraw your agreement.

By clicking 'I Agree' and submitting this agreement via the internet, I acknowledge that:

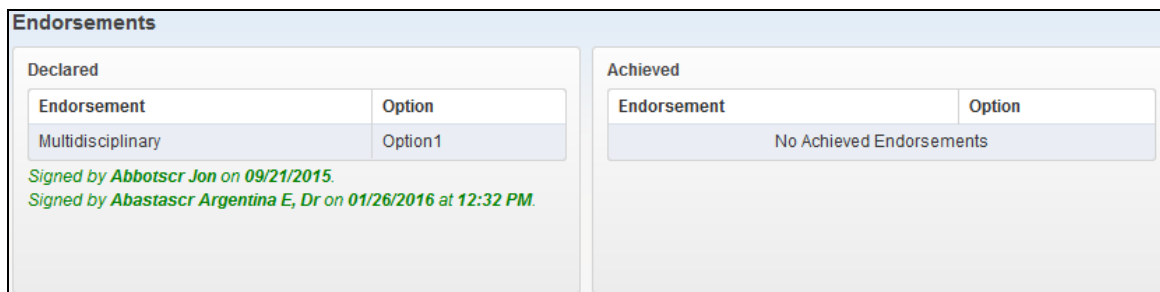
- * I have read and understood the foregoing Electronic Signature Agreement and that I intend to be bound thereby.
- * I understand and agree that my electronic signature is the equivalent of a manual signature and that others may rely on it as such in connection with any and all agreements I may enter into, including but not limited to this Electronic Signature Agreement.

I Agree

Signed By: Date Signed:

Screen Components

The top half of the screen shows that your student and you have signed the Declared Endorsement and displays the Endorsements that have been completed.



Declared		Achieved	
Endorsement	Option	Endorsement	Option
Multidisciplinary	Option1	No Achieved Endorsements	

Signed by **Abbottscr Jon** on **09/21/2015**
 Signed by **Abastascr Argentina E, Dr** on **01/26/2016 at 12:32 PM**

The bottom portion of the screen allows you to monitor your student’s progress. You can see the details of the “Option” that your student selected by clicking the (Details) link.

Check Progress on any Endorsement

Endorsement: Multidisciplinary Option: Option1 [\(Details\)](#)

Option Status: **Not Met** Credit Status: **0.000 of 9.000** Grad Req Status: **Not Complete** Grad Req Remaining: **13.500**

Notes: All Requirements not met: Math Requirement(No Requirement Clusters met), Science Requirement(No Requirement Clusters met), Fine Arts(No Requirement Clusters met) and History(No Requirement Clusters met.)
Student Must Complete Grad Plan To Receive Endorsement.

► Graduation Requirement Detail

► Class breakdown for Option1 O

► Requirements

Full Description of Selected Option Requirement

To earn the **Multidisciplinary - Option1** Endorsement, a total of 9.000 credits are required from the following Requirement(s):

- To meet the **Math Requirement** requirement, a total of 3.000 credits are required from the following Cluster(s):
 - Math
- To meet the **Science Requirement** requirement, a total of 3.000 credits are required from the following Cluster(s):
 - Science

Student also must complete **At Least 1** of the following Cluster Requirement(s):

- 3.000 Credits are required from Science

To meet the **Fine Arts** requirement, a total of 2.000 credits are required from the following Cluster(s):

- FA

To meet the **History** requirement, a total of 1.000 credit is required from the following Cluster(s):

- History

- The Graduation Requirements area displays the coursework that your student is required to take based on the “Option” they selected. This screen shows you the credits required, completed, and in progress, as well as what is scheduled for next year, the future credits that were waived, and credits that remain to be completed.
- The Class breakdown for [Option] section tells you the classes that have been taken and how they are satisfying your student’s Endorsement.
- The Requirements section provides additional detail breakdown of the classes needed to meet their Endorsement.



Homeroom

This area allows you to view information regarding your student’s homeroom and includes the building, room number, and teacher assigned to the homeroom. The teacher’s name is a hyperlink and can be clicked on to send an email message to the teacher. You can also view the students who are assigned to the homeroom along with their gender, birthday, phone number, and address.

Homeroom				
Jon (High School-Grades 9-12)				
High School Field House				
Room: 102 Homeroom Teacher: Flor Dawsscr				
Students	Gender	Birthday	Phone	Address
Jon Abbotscr	Male	05/10	(555) 124-8463	879 11TH ST YOUNG AMERICA, WI 55555
Keven S. Austonscr	Male	06/16	(555) 757-7737	1901 N Scramble Ave YOUNG AMERICA, WI 55555
Zonia A. Browscr	Female	11/18	(555) 608-7571	

Teacher Conferences

This area allows you to view scheduled times for conferences with your student’s teachers. You also may have the capability to select a conference time slot or view time slots that have been reserved for you.

Teacher Conferences				
Scheduled Conferences Report				
Print All Scheduled Conferences				
Jon (High School-Grades 9-12) View Scheduled Times All Conferences				
Scheduled Conference Times	Status	Class	Building/Room	Notes
Thu Feb 11, 2016 from 4:00 PM - 4:15 PM	Scheduled (Unschedule)	Art 1/Art Introduction Pansy Alvinscr		
Thu Feb 11, 2016 from 6:45 PM - 7:00 PM	Scheduled (Unschedule)	Landscape Management Gus Odascr		

[View Scheduled Times](#)

[All Conferences](#)

[Print All Scheduled Conferences](#)

View Scheduled Times

This view allows you to see scheduled time slots for specific classes with the capability to unselect the meeting. The class name as well as the teacher’s name are hyperlinked and can be clicked on to view course information and to send an email message to the teacher. Also notice the Notes column; if a note exists the icon will be green. Clicking the icon allows you to view the note as well as to create a note regarding an item to discuss during your meeting. Parent created notes are visible by the teacher.

To unselect a conference, click the Unselect link and then click Save on the screen that appears.

Deselect Time Slot ✕

Teacher: **Pansy Alvinscr**

Date: **Thu Feb 11, 2016**

Time: **6:30 PM - 6:45 PM**

Student: **Jon Abbotscr**

Course: **ART01/1 - Art 1/Art Introduction**

Building:

Room:

A confirmation e-mail will be sent to: **abastascr@scramble.com**

All Conferences

This view allows you to see your scheduled conferences and any classes that have conference time slots available.

If a conference has been scheduled for a class, you can select a time that best fits your schedule by clicking the Select a Time link. Then click Select next to the time you wish to meet with the teacher.

Schedule a Conference Time with Pansy Alvinscr			
Conference Time Slots	Status	Building/Room	
Thu Feb 11, 2016 4:00 pm - 4:15 pm	Open		Select
Thu Feb 11, 2016 4:15 pm - 4:30 pm	Open		Select
Thu Feb 11, 2016 4:30 pm - 4:45 pm	Open		Select

Once selected, a confirmation screen appears, allowing you to click Save.

Select Time Slot
✕

Teacher:	Pansy Alvinscr
Date:	Thu Feb 11, 2016
Time:	4:00 PM - 4:15 PM
Student:	Jon Abbotscr
Course:	ART01/1 - Art 1/Art Introduction
Building:	
Room:	

A confirmation e-mail will be sent to: **abastascr@scramble.com**

Save
Back


Print All Scheduled Conferences

If you would like to have a printed schedule of the conferences, click the link provided. You have the capability to have the report sort by date or by student, as well as to display past conferences.

Academic History

This area allows you to view your student’s grade history and includes the school year, grade level, class descriptions, terms, and grades for all classes that your student is currently enrolled in, has completed, or is scheduled into.

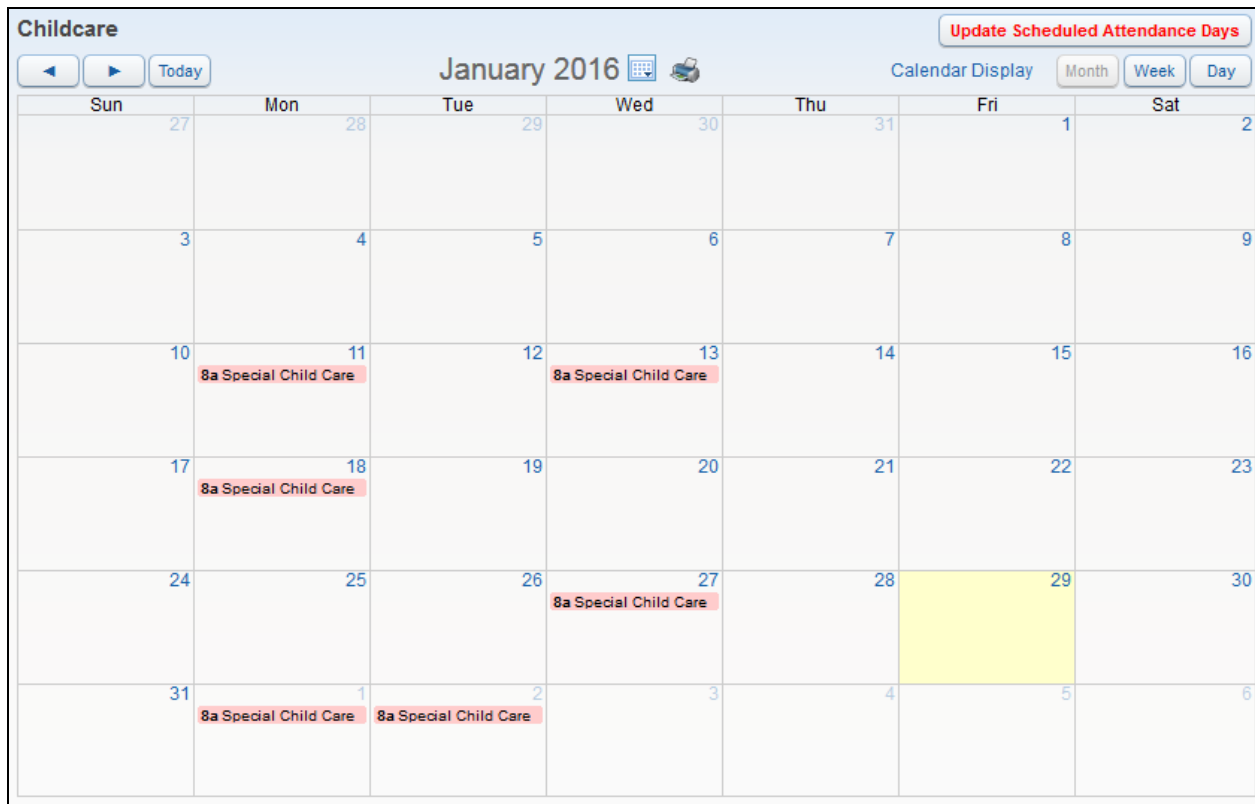
To view additional information about a class, click the course description in the Class column.

Academic History													
Jon (High School-Grades 9-12)													
2016 - 2017, Grade 12													
Class	Terms	ATH	PR1	Q1	PR2	Q2	SE1	S1	PR3	Q3	PR4	Q4	SE2
Accounting II YR	1 - 4												
Art 2D	1 - 4												
Communication Tech	3 - 4												
Concert Band	1 - 4												
Construction Tech	3 - 4												
Marching Band	1 - 1												
Physical Education 12 S1	1 - 2												
Physical Science S1	1 - 2												
Physical Science S2	3 - 4												
Precalculus S1	1 - 2												
Precalculus S2	3 - 4												
Spanish III S2	3 - 4												
2015 - 2016, Grade 11													
Class	Terms	ATH	PR1	Q1	PR2	Q2	SE1	S1	PR3	Q3	PR4	Q4	SE2
Art 1/Art Introduction	1 - 4			A		A	A	A					
Chemistry I S1	1 - 2		B	A-	B+	B	B	B					
Chemistry I S2	3 - 4												
Computer Science I	1 - 2		A-	A	A	A-	A-	A-					
Concert Band	1 - 4			A									
English 10 S1	1 - 2		W		W								
English Survey S1	1 - 2		B	B	A	A-	B-	B					

Childcare

This area displays your student’s childcare schedule and allows you to view and possibly modify their schedule based upon how your district has set up the application.

Childcare programs can be set up two ways; Fixed and Flexible. A Fixed program is a set schedule that your student attends, versus Flexible, which allows you to determine which days your student attends.



The screenshot shows a web-based calendar for January 2016. At the top, there are navigation buttons: a left arrow, a right arrow, and a 'Today' button. The title 'January 2016' is centered, with a calendar icon and a printer icon to its right. On the far right, there is a 'Calendar Display' section with buttons for 'Month', 'Week', and 'Day'. A red button labeled 'Update Scheduled Attendance Days' is located in the top right corner. The calendar grid shows days from Sunday 27 to Saturday 2. Red boxes with the text '8a Special Child Care' are placed on the following dates: Monday 11, Wednesday 13, Friday 18, Wednesday 27, and Saturday 31. The date Friday 29 is highlighted in yellow.

- [Navigation](#)
- [Calendar Display](#)
- [Scheduling a Day of Childcare](#)
- [Mass Select Schedules](#)

Navigation

Use the following tools and options to move within the calendar.

- Month - You can navigate from month to month using the arrows and then quickly return to the current month by clicking the Today button, or you may click the Calendar icon to navigate.
- Month, Week, Day – Selecting one of these buttons will change the view of the calendar.
- Print – You may print the calendar by clicking on the printer icon located to the right of the current month and year information.

Calendar Display

The following display options are available.

- Hide Saturday and Sunday on the Calendar
- Default View – Month, Week, or Day
- Show Childcare Schedule – Select a specific color to represent your student on the calendar.

Scheduling a Day of Childcare

If your district offers Flexible Childcare, you can choose which days your student will attend.

1. In the upper right corner of the screen, click Update Scheduled Attendance Days.



2. Click the current month or a month in the future for the Flexible Childcare program you want your student to attend. In the example below, February 2nd has been selected while Wednesday the 3rd has been deselected. Click Save Selection.

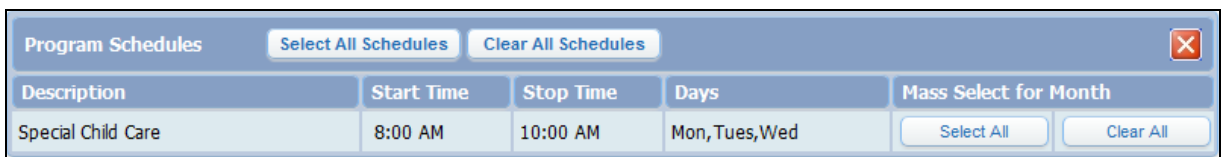
Monday	Tuesday	Wednesday	Thursday	Friday
<input checked="" type="checkbox"/> Special Child Care 1	<input checked="" type="checkbox"/> Special Child Care 2	<input type="checkbox"/> Special Child Care 3		
<input type="checkbox"/> Special Child Care 8	<input type="checkbox"/> Special Child Care 9	<input checked="" type="checkbox"/> Special Child Care 10		
<input checked="" type="checkbox"/> Special Child Care 15	<input type="checkbox"/> Special Child Care 16	<input type="checkbox"/> Special Child Care 17		
<input checked="" type="checkbox"/> Special Child Care 22	<input type="checkbox"/> Special Child Care 23	<input checked="" type="checkbox"/> Special Child Care 24		
<input type="checkbox"/> Special Child Care 29				

3. A confirmation screen will appear; click Yes if you wish to save the changes that were made to the calendar.

Mass Select Schedules

This option allows you to quickly select or clear the selection of all the days in the month when using a Flexible Childcare program.


- Clicking Select All Schedules will place a checkmark in each day where all of the student’s programs are set to meet, while Clear All Schedules will remove the checkmarks.
- Clicking Select All for a specific program will place a checkmark in each day where that program is set to meet; Clear All will remove the checkmark.
- Other programs will not be affected by the use of this button.



Portfolio

This area allows you to view electronic copies of documents that the school has added to your student’s Portfolio. Examples of documents that you may see in this area include Report Cards, Attendance Letters, awards, as well as Report Directory attachments. Report Directory attachments are district-specific reports that your school district has created. In addition, your student’s “Highlights” will also be listed. Note: Your district may rename this application to better describe its contents. Example: Documents

Portfolio - Attachments					
Jon					
Description	eSigned	Type	Created		
Birthday List (High School-Grades 9-12)	N/A	Report Directory			
Report Directory (High School-Grades 9-12)	N/A	Report Directory			
Student Access (High School-Grades 9-12)	N/A	Report Directory			
zSC 2650445 (High School-Grades 9-12)	N/A	Report Directory			
2016 - Semester 1	No	Report Card	Tue Jan 19, 2016 1:43pm		
FIVE	N/A	Attendance Letter	Tue Jan 19, 2016 12:00am		
2015-2016 Semester 1 Report Card	N/A	Report Card	Mon Dec 28, 2015 2:30pm		
2015 - Semester 2	Yes	Report Card	Thu Mar 19, 2015 4:30pm		
2013-2014 Report Card	Yes	Report Card	Wed Jul 9, 2014 1:52pm		
2014 - Semester 2	N/A	Report Card	Fri May 30, 2014 7:55am		
Term 2/Semester 1	N/A	Report Card	Fri Feb 7, 2014 9:58am		

Portfolio - Highlights					
Jon					
School Year	Date	Type	Title	Grad Year	Grade Level
2015 - 2016	01/27/2016	INTERNSHIP	Art Gallery Tour Guide 	2017	11

When viewing your student’s Report Card, you may be required to provide an electronic signature. When this occurs, an Electronic Signature screen will appear, and after reading the statement, you will click the “I agree” box and click Submit Signature. Afterwards, a View Report link will appear and your student’s Report Card will display.

Portfolio - Attachments

Jon

Description	eSigned	Type	Created
Birthday List (High School-Grades 9-12)	N/A	Report Directory	
Report Directory (High School-Grades 9-12)	N/A	Report Directory	
Student Access (High School-Grades 9-12)	N/A	Report Directory	
zSC 2650445 (High School-Grades 9-12)	N/A	Report Directory	
2016 - Semester 1	No	Report Card	Tue Jan 19, 2016 1:43pm
FIVE			Tue Jan 19, 2016 12:00am
2015-2016 S			Mon Dec 28, 2015 2:30pm
2015 - Seme			Thu Mar 19, 2015 4:30pm
2013-2014 R			Wed Jul 9, 2014 1:52pm
2014 - Seme			Fri May 30, 2014 7:55am
Term 2/Seme			Fri Feb 7, 2014 9:58am

Portfolio - H

Jon

School Year	Grad Year	Grade Level
2015 - 2016	2017	11

Electronic Signature

Under the Federal Electronic Signatures in Global and National Commerce Act, before you may electronically sign this report card, you must be provided with certain of the following information and you must affirmatively agree to the following and thereafter not withdraw your agreement.

By clicking 'I Agree' and submitting this agreement via the internet, I acknowledge that:

* I have read and understood the foregoing Electronic Signature Agreement and that I intend to be bound thereby.

I Agree

Signed By: Date Signed:

Learning Center

This area allows you to view your student’s online classroom.

The screenshot shows the Learning Center interface. At the top, there are navigation options for 'Classes' and 'Tags', a settings gear, and a 'Sort By Due Date' dropdown. A search bar is also present. The main content area is divided into three sections:

- Calendar:** A calendar for January 2016 with a grid showing dates from 27 to 6. The 28th is highlighted.
- Recent Notifications:** A list of notifications categorized by date:

Yesterday		
WS 3.11	Continues	12:00 AM
WS 3.11	Discussion Continues	12:00 AM
WS 3.13	Continues	12:00 AM
WS 3.13	Discussion Continues	12:00 AM
Today		
WS 3.11	Continues	12:00 AM
WS 3.11	Discussion Continues	12:00 AM
WS 3.13	Continues	12:00 AM
WS 3.13	Discussion Continues	12:00 AM
Tomorrow		
- Assignments:** A list of assignments for 'Statistics/01'. Two items are shown:
 - WS 3.13:** Available, Closes in 8 Days, Due 9 Days Ago.
 - WS 3.11:** Available, Closes Tomorrow, Due 13 Days Ago.

Screen Components

Calendar

Recent Notifications

Viewing Assignments and Posting Comment to the Discussion

Screen Components

This close-up shows the top navigation bar with the following elements from left to right: a 'Classes' dropdown menu, a 'Tags' dropdown menu, a settings gear icon, a 'Sort By Due Date' dropdown menu, a list icon, a minus sign icon, a plus sign icon, and a search bar.

Classes – This drop-down allows you to determine which course’s discussions or digital hand-ins will display on the Course Learning Center Calendar. From this screen you have the capability to view all terms or the current term and then select the courses. Based on your selection, the items attached to the course (discussions and digital hand-ins) will display to the right side of the screen.

Tags – This drop-down allows you to determine the items that display on the Course Learning Center Calendar. If no tags are selected, then all items display.
 Sort By – Allows you to determine how the items are sorted on the right side of the screen.



Will determine the chronological order of the selected sort.



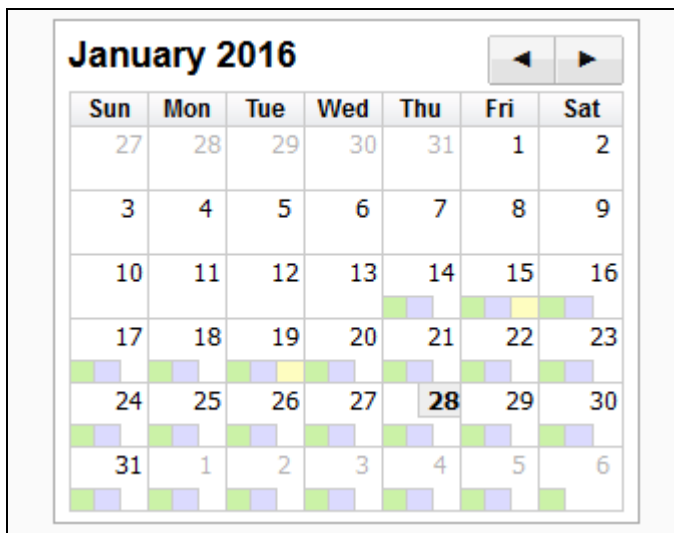
Will expand or collapse the items listed on the screen.



Provides you with the capability to search for words used in the title, description, or tag attached to an item.

Calendar

This displays the date the item was made available, date the discussion opened, hand-in due date of the digital hand-in, date the discussion closes, and hand-in close date for the digital hand-in.



January 2016						
Sun	Mon	Tue	Wed	Thu	Fri	Sat
27	28	29	30	31	1	2
3	4	5	6	7	8	9
10	11	12	13	14	15	16
17	18	19	20	21	22	23
24	25	26	27	28	29	30
31	1	2	3	4	5	6

- Days in the calendar will display items that are colored coded and represent the following:
 - Green – When the item was made available.
 - Blue – Items flagged as discussion.
 - Yellow – Items flagged as digital hand-in.

Recent Notifications


This displays reminders for the current date, or if you click Recent Notifications it will display reminders from yesterday, today, and tomorrow.

Notifications By Date		Recent Notifications
Thursday, January 28th 2016		
WS 3.11	Continues	12:00 AM
WS 3.11	Discussion Continues	12:00 AM
WS 3.13	Continues	12:00 AM
WS 3.13	Discussion Continues	12:00 AM
Lab 4.2	Discussion Continues	12:00 AM

Viewing Assignments and Posting Comments to the Discussions


The right side of the screen displays your student's assignments, based on what was selected for Classes and Tags.

Lab 4.2





Classes: Chemistry I S2/2-4
Tags: Lab Discussion

Posted On: Tue, Jan 19 7:00 AM


 [View Discussion](#) **Discussion Closes:** Fri, Jan 29 5:00 PM


WS 3.11




Attach: WS3.11.pdf 
Classes: Statistics/01
Tags: Unit Worksheet


Posted On: Thu, Jan 14 4:00 PM

 [Hand In File](#) **Due:** Fri, Jan 15 5:00 PM


 [View Discussion](#) **Discussion Closes:** Fri, Jan 29 5:00 PM


WS 3.13



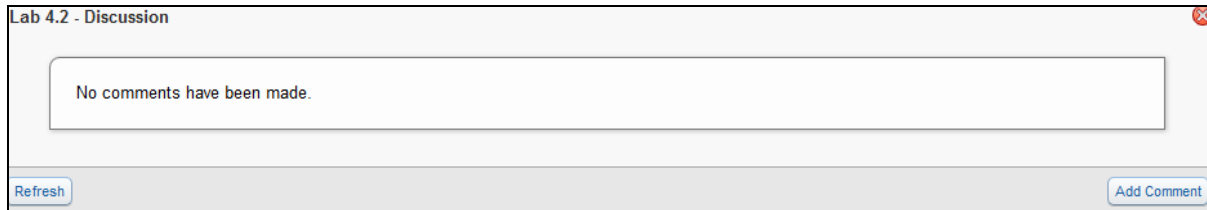
Attach: WS3.13.pdf 
Classes: Statistics/01
Tags: Unit Worksheet

Posted On: Tue, Jan 19 4:00 PM

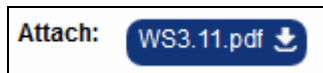
 [Hand In File](#) **Due:** Tue, Jan 19 5:00 PM

 [View Discussion](#) **Discussion Closes:** Fri, Feb 5 5:00 PM

If you wish to view the discussion for an assignment, click View Discussion link. It is in here where you are able to add a comment, if you wish to do so.

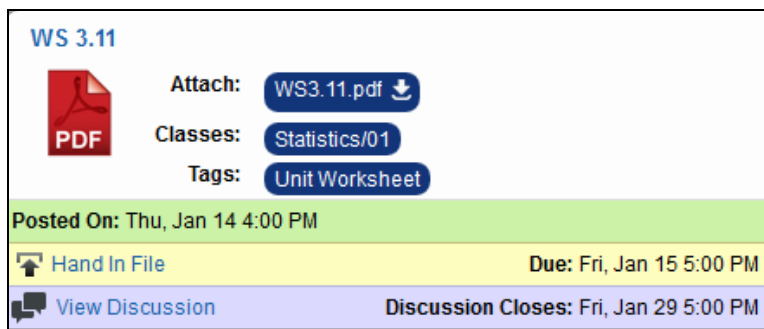


An Assignment with a file attached will allow you to view the attachment by clicking the button and downloading it to your computer.

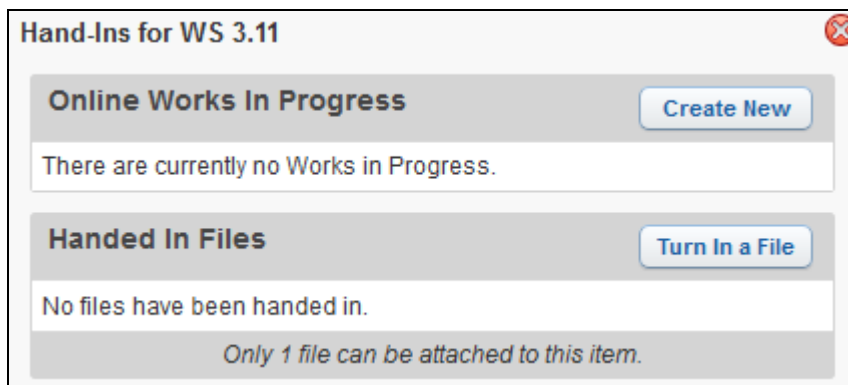


The Hand in File link allows you to submit an electronic copy of your student’s classwork.

1. Click the Hand in File link.



2. Next, you may choose to attach a file from your connected district cloud service as an online work in progress by using the Create New button or you may submit a completed file by using the Turn in a File button.




Skylert

This area allows you to manage which notifications you will receive, such as general, emergency, and attendance.

You may enter and update any contact information as needed. When updating the information in the My Skyward Contact Info area, it will update the information throughout Skyward. Note: If you are unable to enter or update information in this area, contact your district.

The Additional Contact Info for Family with [Student] could be used for individuals other than a guardian, such as a grandparent, or a babysitter. Note: Any updates you make in this section will be used for the Skylert application only.

Skylert enables you to receive notifications concerning your child(ren). You have control over which notifications to receive and how you would like to receive them. 

[Save](#)

My Skyward Contact Info

Contact Info	Emergency	Attendance	General	Other	Sports/Activites	Survey	Another One
* Primary Phone: (554) 554-5554							
Family With Jon:	<input checked="" type="checkbox"/>	<input checked="" type="checkbox"/>	<input checked="" type="checkbox"/>	<input checked="" type="checkbox"/>	<input checked="" type="checkbox"/>	<input checked="" type="checkbox"/>	<input checked="" type="checkbox"/>
Work Phone: (554) 222-2222							
Family With Jon:	<input checked="" type="checkbox"/>	<input checked="" type="checkbox"/>	<input type="checkbox"/>	<input type="checkbox"/>	<input type="checkbox"/>	<input type="checkbox"/>	<input checked="" type="checkbox"/>
Phone:							
Family With Jon:	<input checked="" type="checkbox"/>	<input type="checkbox"/>	<input type="checkbox"/>	<input type="checkbox"/>	<input type="checkbox"/>	<input type="checkbox"/>	<input type="checkbox"/>
Home Email: abastascr@scramble.com							
Family With Jon:	<input checked="" type="checkbox"/>	<input checked="" type="checkbox"/>	<input checked="" type="checkbox"/>	<input checked="" type="checkbox"/>	<input checked="" type="checkbox"/>	<input checked="" type="checkbox"/>	<input checked="" type="checkbox"/>

Additional Contact Info for Family With Jon

Phone Numbers	Emergency	Attendance	General	Other	Sports/Activites	Survey	Another One
Additional Phone 1: (554) 233-3333	<input checked="" type="checkbox"/>	<input type="checkbox"/>	<input type="checkbox"/>	<input type="checkbox"/>	<input type="checkbox"/>	<input type="checkbox"/>	<input type="checkbox"/>
Additional Phone 2:	<input type="checkbox"/>	<input type="checkbox"/>	<input type="checkbox"/>	<input type="checkbox"/>	<input type="checkbox"/>	<input type="checkbox"/>	<input type="checkbox"/>
Additional Phone 3:	<input type="checkbox"/>	<input type="checkbox"/>	<input type="checkbox"/>	<input type="checkbox"/>	<input type="checkbox"/>	<input type="checkbox"/>	<input type="checkbox"/>
Additional Phone 4:	<input type="checkbox"/>	<input type="checkbox"/>	<input type="checkbox"/>	<input type="checkbox"/>	<input type="checkbox"/>	<input type="checkbox"/>	<input type="checkbox"/>
Additional Phone 5:	<input type="checkbox"/>	<input type="checkbox"/>	<input type="checkbox"/>	<input type="checkbox"/>	<input type="checkbox"/>	<input type="checkbox"/>	<input type="checkbox"/>
Additional Phone 6:	<input type="checkbox"/>	<input type="checkbox"/>	<input type="checkbox"/>	<input type="checkbox"/>	<input type="checkbox"/>	<input type="checkbox"/>	<input type="checkbox"/>
Additional Phone 7:	<input type="checkbox"/>	<input type="checkbox"/>	<input type="checkbox"/>	<input type="checkbox"/>	<input type="checkbox"/>	<input type="checkbox"/>	<input type="checkbox"/>
Additional Phone 8:	<input type="checkbox"/>	<input type="checkbox"/>	<input type="checkbox"/>	<input type="checkbox"/>	<input type="checkbox"/>	<input type="checkbox"/>	<input type="checkbox"/>
Additional Phone 9:	<input type="checkbox"/>	<input type="checkbox"/>	<input type="checkbox"/>	<input type="checkbox"/>	<input type="checkbox"/>	<input type="checkbox"/>	<input type="checkbox"/>

RtI Information

This area displays your student’s Response to Intervention information and includes a watch list, referrals, and student interventions.

Note the capability to View All Referrals and Interventions by selecting the link. When viewing All Interventions, you will see a View Data Points icon as well as a Meeting icon. Data Points allow for progress monitoring of the intervention and are used to create graphs of the student’s progress. Meetings are created to set aside time to meet with your student regarding their intervention.


Intervention	Begin Date	Status	End Date	Area	Tier	Criteria Type / Group	Provider	Freq	Primary Goal	Result
Home Program	Thu Jan 29, 2015	Open		Communication Skills	2	Grading / Language	Irwin Gandarillascr		Adequate Progress	

The graph that displays on the right side of the screen, provides a visual of your student’s progress over a period of time.

Health Information

This area displays your student’s health records. The screen defaults to Health Conditions but may be changed by clicking on the Display Options link.

Depending on the type of Health record, you may see additional links to view more details regarding the record. If needed, you can also have a printed copy of the record by clicking the printer icon at the top of the screen.

Health Information 

Out of Compliance on Vaccinations!

Jon is out of compliance on **1** vaccination: **Tdap/TD Booster** *last dose given 05/18/2004*
[\(Show All\)](#)

Jon [Display Options](#) [Office Visits](#)

Sch	School	Check In	In Office	Time Out	Examined By	Referred By	Reason for Visit	Treatment	Disposition
201	High School	01:14 PM	01:14 PM	02:00 PM	Pamala Ainsleyscr		Nausea	Rest	
201	Middle School	11:18 AM	11:18 AM	11:18 AM					


- [Show Health Conditions](#)
- [Show Dental Records](#)
- [Show Diabetes Care Log](#)
- [Show Disabilities](#)
- [Show Office Visits](#)
- [Show IHP Form *](#)
- [Show Childhood Illnesses](#)
- [Show Injuries](#)
- [Show Medications](#)
- [Show Physical Exams](#)
- [Show Tests](#)
- [Show Vaccinations](#)

School Directory

This area allows you to view other families who are enrolled in the school district. The information that is available is based on what guardians selected to display within their "My Accounts."

Click the View Families drop-down list if you would like the screen to display the primary guardian or the student. After making your selection, click View to refresh the screen.

To view all members of the family, click View Family. Also note the printer icon located to the right of the screen which allows you to print the currently shown results only or print all results which would include the entire school directory.

School Directory					
View Families by: Primary Guardian ▼		Results per page: 10 ▼		View	
+ Show Advanced Filter Options +					
High School-Grades 9-12 - Sorted by Last Name, First Name MI of Primary Guardian 					
Primary Guardian	Address	Primary Phone	Second Phone	Third Phone	Primary Guardian's Email
Abascr, Laurie View Family	Not Available	Not Available	Not Available	Not Available	Not Available
Abastascr, Argentina E View Family	879 11TH ST YOUNG AMERICA, WI 55555	(555) 124-8463	(555) 124-8777	Not Available	abastascr@scramble.com
Abdullascr, Annis P View Family	1879 Scramble Ave YOUNG AMERICA, WI 55555	(555) 422-3229	(555) 422-3229	Not Available	Not Available
Acrescr, Isidra F View Family	Not Available	Not Available	Not Available	Not Available	Not Available
Aglerscr, Jarvis S View Family	Not Available	Not Available	Not Available	Not Available	Not Available
Aguinigascr, Gertrud K View Family	Not Available	Not Available	Not Available	Not Available	Not Available
Albertiniscr, Ellie L View Family	Not Available	Not Available	Not Available	Not Available	Not Available
Aleemsc, Mervin M View Family	Not Available	Not Available	Not Available	Not Available	Not Available
Alzatescr, Monnie N View Family	Not Available	Not Available	Not Available	Not Available	Not Available
Amermanscr, Velva G View Family	Not Available	Not Available	Not Available	Not Available	Not Available

Login History

This area allows you to view a history of the times you have signed into Family Access. The information provided includes the date, time, and IP address of each login. To view the areas that you accessed, click the View Areas link.

Login History				
Argentina Abastascr				
Date	Time	IP Address	Product	Areas Viewed
Fri Jan 29, 2016	7:48am	10.110.3.126	Family Access	View Areas
