

Capital Bond Planning Task Force

Meeting 3 – Tech & Infrastructure, Safety & Security, ADA Compliance

December 16, 2024



**Northshore
Invests**
Building
Better
Together

Modernize
schools, sustain
technology,
increase
opportunities

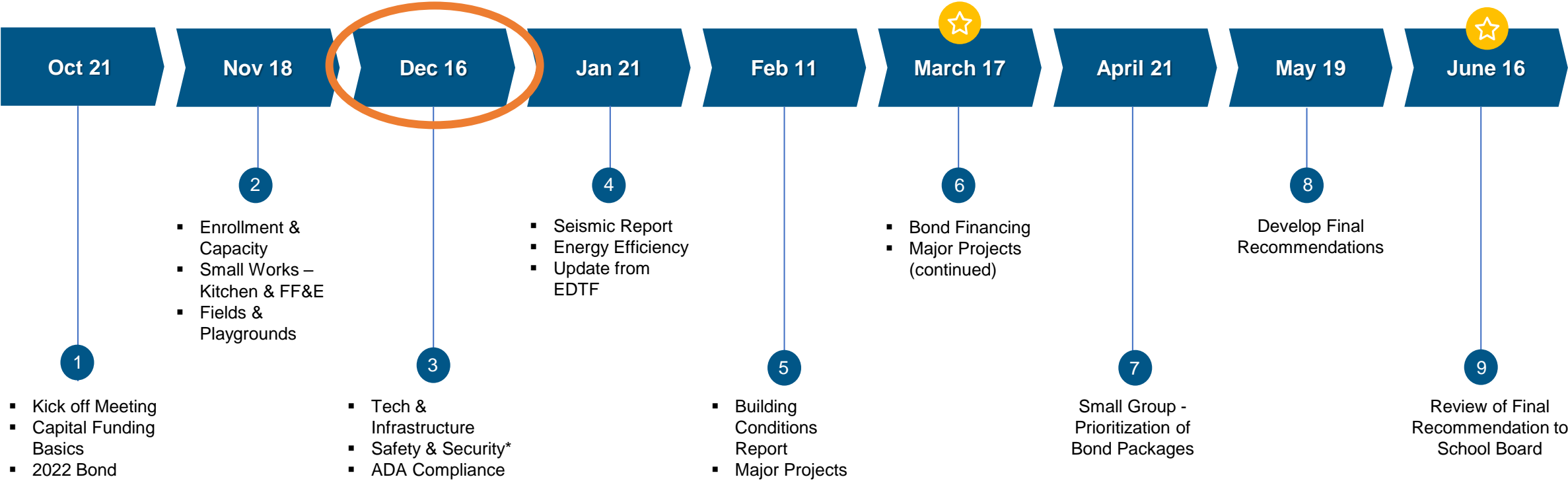


Agenda

Time	Topic
5:30-5:45p	Welcome & Recap
5:45-5:55p	Review Field & Playground Rankings
5:55-6:15p	Tech & Infrastructure Projects for Consideration
6:15-6:35p	Safety & Security Projects for Consideration
6:35-6:45p	Break
6:45-7:05p	Small Group Discussions & Ranking
7:05-7:25p	ADA Compliance
7:25-7:30p	Next Steps & Exit Ticket



CBPTF Timeline



*Health has been removed as a separate category for the 2026 Bond

 In-person meeting

Norms

- Do what's best for kids
- Treat each other with respect
- Be open to ideas
- Create space for voices
- Foster positive change
- Avoid hidden agendas
- Listen to learn
- Come prepared
- Assume positive intent
- Trust each other
- Value the opinions of others
- Ask if you don't understand
- Use kind language
- No one person has all the answers
- Have compassion
- Create an inclusive environment
- Consider environmental impact
- Consider accessibility



Parking Lot Guidelines


<https://bit.ly/CBPTFparkinglot>

We'll use a "parking lot" to capture unanswered questions or ideas and optimize our meeting time. This will be in the form of a shared Google document.

How to use:

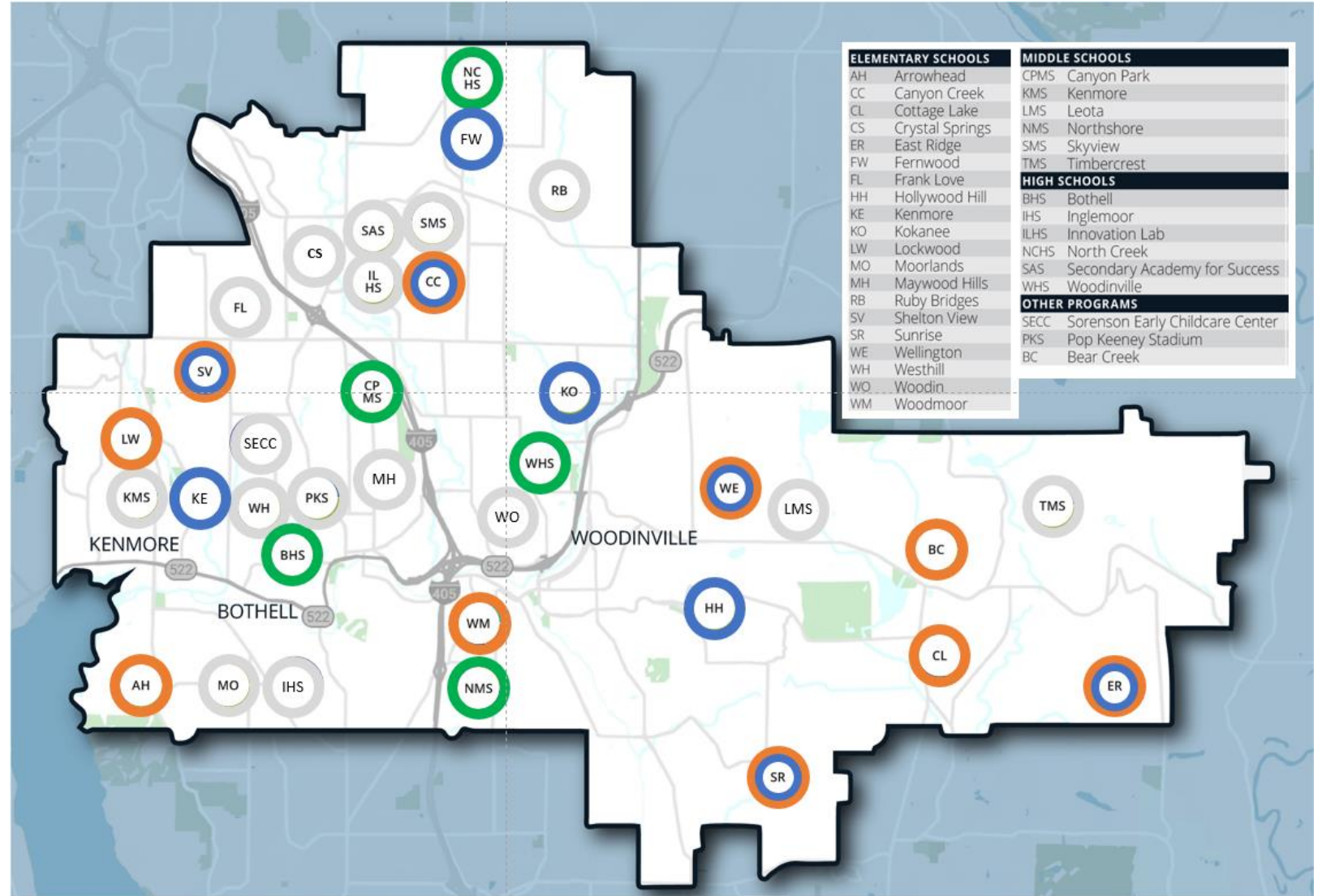
- Use the chat for urgent, on-topic questions
- Submit non-urgent or off-topic questions to the parking lot

Parking lot questions will be addressed in the Google document by the next CBPTF meeting.



Fields & Playgrounds Shortlist Project Distribution

-  Secondary Track, Fields & Tennis Courts
-  Elementary Playgrounds
-  Elementary Sand Fields
-  Sites not affected



Fields Ranking Results

Please rank your top 5 field projects for consideration on the 2026 Bond proposal?

21


Woodinville HS - Soccer / Multipurpose




Fernwood ES - Baseball / Multipurpose



Hollywood Hill ES - Baseball / Multipurpose



Kenmore ES - Baseball / Multipurpose



Bothell HS - Football & Track




Wellington ES - Multipurpose




East Ridge ES - Baseball / Multipurpose



Northshore MS - Tennis




Wellington ES - Baseball (infield + outfield)



Kokanee ES - Baseball / Multipurpose



Canyon Park MS - Track & Tennis



North Creek HS - Softball



Canyon Creek ES - Baseball / Multipurpose



North Creek HS - Soccer / Multipurpose



Shelton ES - South Multipurpose



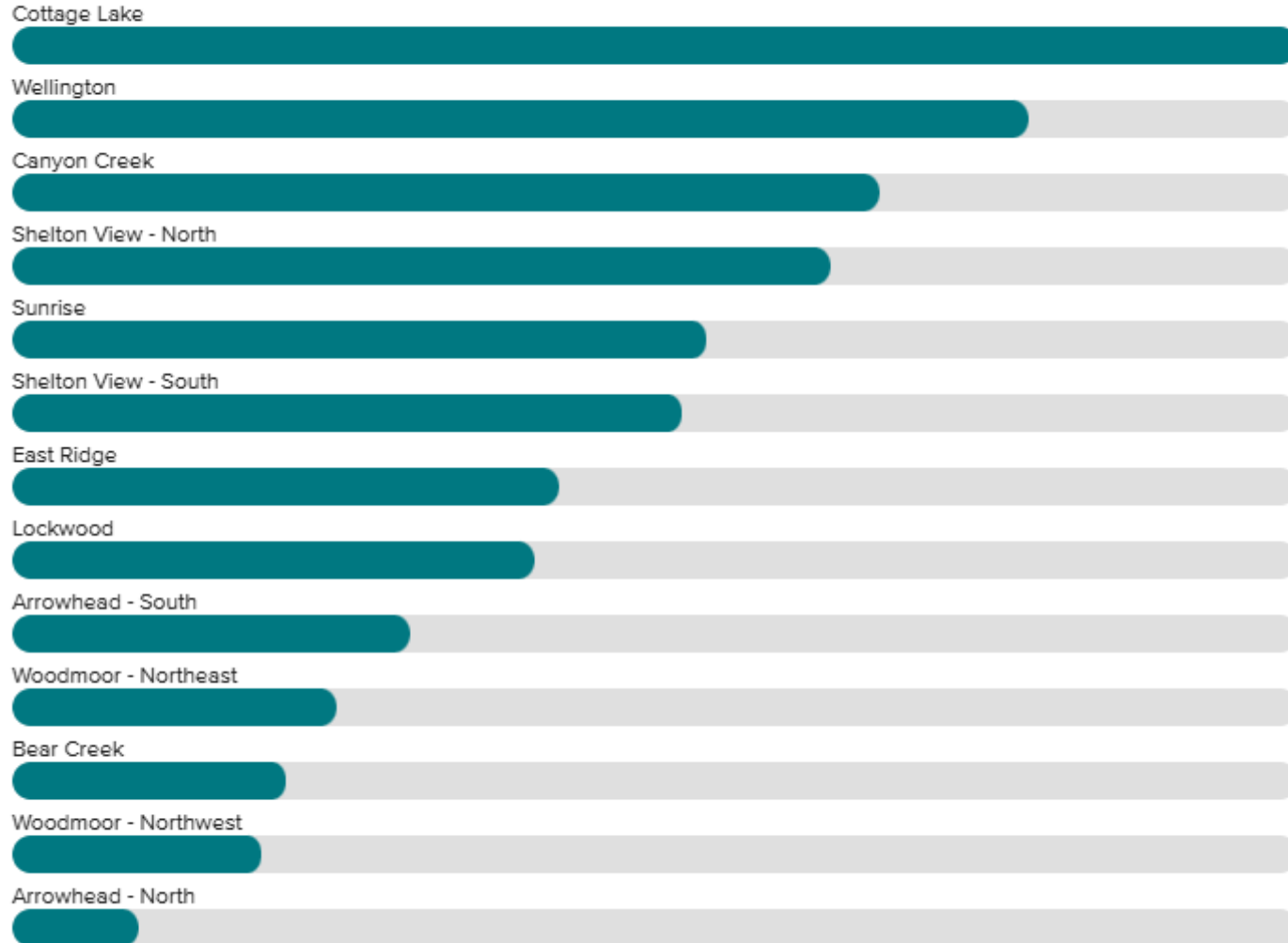
Top 5 Projects

- 1 Woodinville HS
- 2 Fernwood ES
- 3 Hollywood Hill ES
- 4 Kenmore ES
- 5 Bothell HS

Playground Ranking Results

Please rank your top 5 elementary school playground projects for consideration on the 2026 Bond proposal?

21



Top 5 Projects

- 1 Cottage Lake
- 2 Wellington
- 3 Canyon Creek
- 4 Shelton View - North
- 5 Sunrise



Technology Infrastructure

District Technology Infrastructure Overview

- Wide Area Network (WAN) – 67+ miles of fiber optic cable
- Network connections in every room and outside buildings
- Over 45,000 connections district wide, all critical to instruction & safety
 - Routers, switches, wireless access points, phone switches, ISPs
 - Active panels, computing devices, phones, printers
 - Servers, data storage, backups, control systems, UPSs
 - Security cameras, sensors, intercom speakers, clocks
 - Weather stations, radio systems, temp sensors, power meters



History of Technology Bond Projects

Bond money used for long-lived devices:

- **Network:** routers, firewalls, switches, wireless systems, phone systems
- **Server:** virtualization servers, large-scale storage, enterprise backup
- **Wiring:** WAN fiber optic, school network modernization
- **Instruction:** classroom audio enhancement, Active boards



Bond Project Categories

1. Infrastructure

- Networks – Servers – Data Storage - Network Security
- Systems have a limited lifespan
- It is all interconnected

2. Network Construction

- Add faster cable for wireless access points
- Extend coverage outside building and large spaces
- Improve WAN performance and stability

3. Instructional Technology

- Replace aging equipment and introduce new technology



Infrastructure Modernization Project

Project	Description
New Wireless System	Aruba introduced in 2002 Bond – now 2,000 access points
Replace Aging Switches	Over 400 switches, all over 10 yrs old
Higher Speed Interconnections	Switches need faster connections for higher speed wireless
Server Infrastructure Replacement	Servers, storage, and enterprise backup
Redundant Network Core	Most critical part of network needs failover
UPS Replacement	Server room is 20 yrs old and main network rooms 8-12 yrs old

School Network Modernization Project

School networks installed in 1992 – 1996

- Add high-speed network cable for wireless access points
- Add wireless connections for large spaces and “dead zones”
- Add wireless for outside coverage at schools - bus and dropoff/pickup
- Replace cable too old to use any longer



Wide Area Network Modernization Project

WAN Fiber Optic Cable installed in 2004

- Replace segments damaged multiple times
- Add cable where it will open up needed connections for schools
- Complete work where funding ran out in north-end fiber pathways
- 20-year testing and address issues from 2022 Cable Audit



Instructional Technology Projects

Instructional Technology Past Bond Projects

- “Active Panels” – Interactive touch screens in classrooms
- Audio Enhancement Systems
- Large space Audio and Projection Systems



Estimated Project Costs

Project	Estimated Cost
Infrastructure Modernization	\$9.4 million
School Network Modernization	\$2.6 million
WAN Fiber Modernization	\$2.0 million
Instructional Systems	\$2.0 million
TOTAL	\$16.0 million





Safety & Security

2022 Safety & Security Projects – Finished

- **Fencing: Full Sites:** Shelton View, Hollywood Hills and East Ridge **Partial Site:** Lockwood, WHS, Timbercrest MS, and Maywood Hills
- **Fire Alarms:** Frank Love, Moorlands, Woodmoor. Future Fire Alarm projects will be budgeted for within school infrastructure projects
- **Cameras:** All schools now have cameras
- **Classroom lock:** Completed with the 2018 bond
- **Health:** Counselor offices
- **Access Controls:** Admin buildings entry to all schools have access control



2022 Safety & Security Projects – Remaining

Fencing

- Completed at several schools
- Remaining schools require \$1.8 million to complete

Access Controls

- Installing video intercoms
- Expanding electronic security doors for remote locking during lockdowns
- Estimated cost: \$1.5 million



Safety & Security Matrix

Planning for Future School Security

- A specialized architecture firm assessed schools using 37 data points across 10 categories, providing a detailed roadmap for security upgrades
- Graphics compare original security rankings with current upgrades and highlight improvements (e.g., camera coverage, classroom locks, communication systems) and areas still needing attention

		TOTALS 2019:										
		SITE TOTAL:	Main office	Campus/ Site Perimeter	Entry Points	Room Security	Site Supervision	Comms	Video Camera Coverage	Nuisance Areas	Shelter in Place	Visitor Mngmt
		35	6	9	4	6	2	3	2	2	1	1
		175	30	45	20	30	10	15	10	10	5	5
School Name												
Arrowhead	121	22	29	17	16	7	8	10	7	2	3	
Bear Creek	101	20	19	17	14	5	7	10	5	1	3	
Canyon Creek	108	21	24	15	13	7	8	10	6	1	3	
Cottage Lake	109	21	24	17	12	5	10	10	4	3	3	
Crystal Springs	120	24	31	17	12	7	5	10	7	4	3	
East Ridge	107	22	23	16	13	6	10	10	3	1	3	
Fernwood	107	21	20	15	16	7	7	10	6	2	3	
Frank Love	111	22	23	17	12	5	8	10	9	2	3	
Hollywood Hill	114	25	25	16	16	5	9	10	4	1	3	
Kenmore El	117	24	27	16	18	6	4	10	7	2	3	
Kokanee	111	26	20	15	15	6	8	10	7	3	2	
Lockwood	108	22	23	17	15	5	4	10	7	2	3	
Maywood Hills	114	22	27	15	14	7	6	10	8	3	2	
Moorlands	117	22	31	17	11	7	8	9	8	2	2	
Shelton View	112	22	25	17	12	5	11	10	5	2	3	
Sorenson ECC	83	19	10	11	13	2	5	10	8	3	2	
Sunrise	121	23	24	15	16	9	14	10	6	1	3	
Wellington	117	23	26	16	15	6	10	10	7	1	3	
Westhill	109	23	21	15	12	6	8	10	10	2	2	
Woodin	109	24	23	15	12	6	6	10	7	3	3	
Woodmoor	95	21	19	13	16	4	3	10	4	4	1	
Canyon Park MS	111	20	28	17	12	7	7	7	6	4	3	
Kenmore MS	91	20	21	17	6	5	7	5	5	2	3	
Leota MS	125	25	31	17	16	6	13	5	8	1	3	
Northshore MS	93	22	20	13	6	4	9	5	9	2	3	
Skyview MS	110	24	26	15	12	7	10	5	6	2	3	
Timbercrest MS	112	21	27	17	19	6	7	6	5	1	3	
Bothell HS	115	24	29	16	13	5	7	8	7	3	3	
Inglemoor HS	120	24	31	17	19	7	4	7	8	2	1	
North Creek HS	76	14	23	7	13	4	4	2	5	1	3	
Woodinville HS	99	23	22	14	13	5	7	5	6	3	1	
Secondary Acad	99	20	22	14	14	3	8	6	5	4	3	
Adult Transition	106	26	19	16	15	2	6	10	3	4	5	

		TOTALS 2024:										
		SITE TOTAL:	Main office	Campus/ Site Perimeter	Entry Points	Room Security	Site Supervision	Comms	Video Camera Coverage	Nuisance Areas	Shelter in Place	Visitor Mngmt
		35	6	9	4	6	2	3	2	2	1	1
		175	30	45	20	30	10	15	10	10	5	5
School Name												
Arrowhead	78	16	19	14	6	5	8	2	5	2	1	
Bear Creek	76	19	17	15	6	4	6	2	5	1	1	
Canyon Creek	85	17	24	15	6	5	8	2	6	1	1	
Cottage Lake	84	16	24	15	6	4	9	2	4	3	1	
Crystal Springs	86	22	22	14	6	4	4	2	7	4	1	
East Ridge	72	16	16	15	6	3	9	2	3	1	1	
Fernwood	82	17	20	15	8	5	6	2	6	2	1	
Frank Love	73	13	20	11	6	4	5	2	9	2	1	
Hollywood Hill	72	16	17	14	6	3	8	2	4	1	1	
Kenmore El	77	20	16	15	6	4	4	2	7	2	1	
Kokanee	87	22	20	15	6	4	7	2	7	3	1	
Lockwood	81	16	22	17	6	4	4	2	7	2	1	
Maywood Hills	91	21	26	15	6	4	5	2	8	3	1	
Moorlands	72	14	17	13	6	3	6	2	8	2	1	
Shelton View	68	14	16	12	6	3	7	2	5	2	1	
Sorenson ECC	62	13	10	11	6	2	5	2	8	3	2	
Sunrise	84	14	24	10	6	7	13	2	6	1	1	
Wellington	91	18	26	16	7	4	9	2	7	1	1	
Westhill	88	21	21	15	6	3	7	2	10	2	1	
Woodin	86	20	23	15	6	4	5	2	7	3	1	
Woodmoor	63	13	19	8	6	3	3	2	4	4	1	
Canyon Park MS	90	16	28	15	6	5	7	2	6	4	1	
Kenmore MS	80	16	21	17	6	4	6	2	5	2	1	
Leota MS	100	20	31	15	6	4	12	2	8	1	1	
Northshore MS	71	11	20	7	6	4	9	2	9	2	1	
Skyview MS	92	21	26	15	6	4	9	2	6	2	1	
Timbercrest MS	85	19	24	15	7	4	7	2	5	1	1	
Bothell HS	95	20	29	16	6	4	7	2	7	3	1	
Inglemoor HS	93	16	31	17	8	4	4	2	8	2	1	
North Creek HS	67	14	23	7	6	4	4	2	5	1	1	
Woodinville HS	92	23	22	14	6	5	7	5	6	3	1	
Secondary Acad	86	19	22	14	8	3	8	2	5	4	1	
Adult Transition	86	26	19	14	9	2	6	2	3	4	1	

2026 Safety & Security Bond Projects

- 1 Additional Fencing
- 2 Access Control Expansion
- 3 Intrusion Alarms
- 4 Office Locks - District Wide
- 5 Visual Indicators - District Wide




2026 Additional Fencing

Additional fencing to be included in the 2026 Bond are: Bear Creek, Crystal Springs ES, Kokanee ES, Lockwood ES, Sunrise ES, Wellington ES, Woodmoor ES, Canyon Park MS, Skyview MS, Timbercrest MS, and Bothell HS

Key Benefits

- 1 Increased physical security by providing a protective barrier
- 2 Keeps students safe by preventing unauthorized exits & abductions
- 3 Controlled access points which helps regulate entry and exit
- 4 Discourages unwanted visitors & criminal activity by limiting unauthorized access
- 5 Enhances the sense of safety for staff and students
- 6 Improves school grounds and appearance



2026 Access Control Expansion

Key Benefits

- 1 Allow these doors to be locked remotely in case of an emergency
- 2 Increased efficiency and reduced administrative burden
- 3 Safer after-hours access
- 4 Improved accountability and record-keeping
- 5 In line with future best practices to keep all exterior doors locked
- 6 Gap video coverage as needed districtwide



2026 Intrusion Alarms

Key Benefits

- 1 Standardized procedures and faster staff familiarity
- 2 Vendor relationship and simplified maintenance
- 3 Bulk purchasing and lower training costs
- 4 Scalability and expansion
- 5 Best practices



ThePhoto by PhotoAuthor is licensed under CCYYSA.

2026 Thumb Turn Office Locks

Key Benefits

- 1 Improved lockdown procedures streamline emergency responses
- 2 No external access prevents unauthorized entry
- 3 Enhanced safety protects staff and students during crises
- 4 Crisis efficiency reduces delays in emergencies
- 5 Staff peace of mind fosters a secure environment
- 6 Alignment with best practices ensures adherence to school safety standards



2026 Visual Indicators

Key Benefits

- 1 Overcoming noise barriers
- 2 Provide critical information for deaf or hearing-impaired students and staff
- 3 Bridge language barriers
- 4 Reassurance during emergencies



Status Lights

Lights visually notify staff, students, and first responders of controlled segments that indicate building and classroom activities including, classroom check-in status, school emergency state and active audio.



**Northshore
Invests**
Building
Better
Together

Modernize
schools, sustain
technology,
increase
opportunities

Questions



**Northshore
Invests**
Building
Better
Together

Modernize
schools, sustain
technology,
increase
opportunities



Break

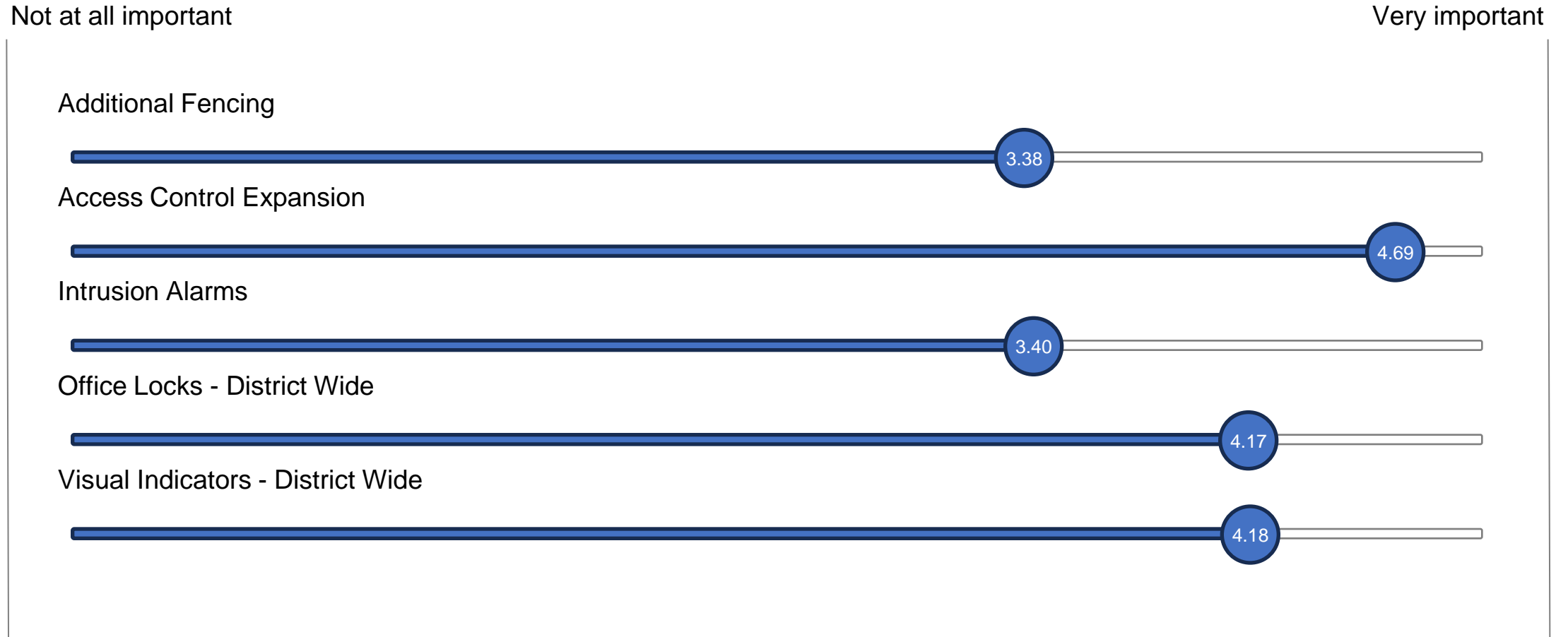
Small Groups – Safety & Security

Time: 15 minutes in groups, 5 minutes ranking

In your small groups discuss your thoughts on the 5 potential safety and security projects. Below are some questions for your group to consider during your conversation.

- Which safety and security initiatives address the district's most pressing needs?
- How do these initiatives support inclusivity, accessibility, and equity across the district?
- How do these initiatives balance physical safety with creating a welcoming environment?
- Which initiatives could have the most significant impact on reducing incidents or risks?
- How might these initiatives support emergency preparedness and response?
- What evidence or feedback would help prioritize these initiatives effectively?

On a scale of 1 to 5 with 1 being not at all important and 5 being very important, how important do you think each Safety & Security project is?



ADA Compliance Plan

Plan for ensuring fully compliant schools:

- Northshore School District aims to create equitable and inclusive learning environments for students and staff.
- The district recommends developing a transition plan to ensure nondiscrimination and an inclusively built environment.
- The plan should outline necessary structural and system changes to meet 2010 ADA requirements and provide best practice learning spaces.



ADA Compliance

2026 Bond ADA Recommendations:

- System wide ADA based survey of all schools and support buildings. Estimated cost \$1M
- Develop a detailed site-specific transition plan with recommended changes identified against a proposed date driven timeline. Estimated cost \$600K
- Allocate additional capital bond funds to implement projects to address priority accessibility issues identified within the transition plan. Proposed allocation of \$5M.



Next Steps

- Review timeline
- Exit Ticket

<https://bit.ly/CBMeeting3Exit>

See you on January 21!

For any questions prior to the next meeting, please reach out to ashley@betteredpartners.com

