



Instructions for Creating a Home Access Center Account

Getting connected to Home Access Center is easy. Simply follow the step by step instructions below.

Home Access Center (HAC) registration steps

1. Enter the link provided- <https://hac.lhric.org/HomeAccess?SiteCode=echEastchester>
2. Follow the instructions in the sentence that reads: “**Click Here to Register for HAC**”
3. On the HAC **User Registration** page: enter your first name, last name, city and zip code. This will be verified against the current data in the eSchoolPlus guardian contact record which you have previously provided. If there is more than one guardian listed on the contact record, you will have to enter your email address.
Click **Register**.
4. Enter a **username** that you will remember (e.g. first initial, last name).
5. You will be asked to create two **challenge** questions and answers for security reasons.
6. Once you have read the Terms of Use and Privacy Policy click **Finish**.
7. You will receive an **email** from the Home Access Center to create a password. If you do not receive an email shortly, please check your spam or junk mail filter. When you click on the **link** “create your Home Access Center password” you will be brought to the next page where you will be asked to answer one of the challenge questions you previously created.
8. Now you will answer your **challenge** question which you previously created.
9. Click **Continue**, which will bring you to the **My Account** page.
10. Review your information for accuracy.
11. Under **Change Password**, in the **New Password** field, you will create your password with a minimum of eight characters.
12. Then click on **Continue to Home Access Center**. It will bring you to your child’s information.
13. Click on each tab located on the top of the screen to view your child’s information.

If you already registered for the HAC but forgot your username or password, please click on “forgot my username and password” and follow the instructions. If, when registering, the system tells you that you already have a username and password but you do not remember registering, please click on “forgot my username and password” and follow the instructions.


If you experience any difficulty during the registration process, or have any questions, please email your questions to homeaccess@eufsdk12.org

Creating a Home Access Center Account

Before you begin, please be sure you have a current email address on file with your child's current school building's main office. This will be required to create a Home Access Center account.

1. Enter the URL <https://hac.lhric.org/HomeAccess?SiteCode=echEastchester>
It will bring you to the Home Access page shown below.
2. Follow the instructions in the sentence that reads "Click Here to Register for HAC"

Welcome to



Home Access Center

Select a District

Eastchester

User Name

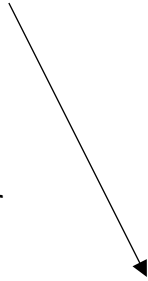
Password

[Forgot My User Name or Password](#)
[Click Here to Register for HAC](#)
[Click Here to Register with Access Code](#)

Sign In

Enter your information (not your child's)

- Choose Eastchester
- First Name
- Last Name
- City
- Zip code
- Click Register



Home Access Center User Registration

Select a District: ▼


First Name:*

Last Name:*

City:*

Zip Code:*

You will receive this message asking you to check your email for a message from the Home Access Center to complete the registration process



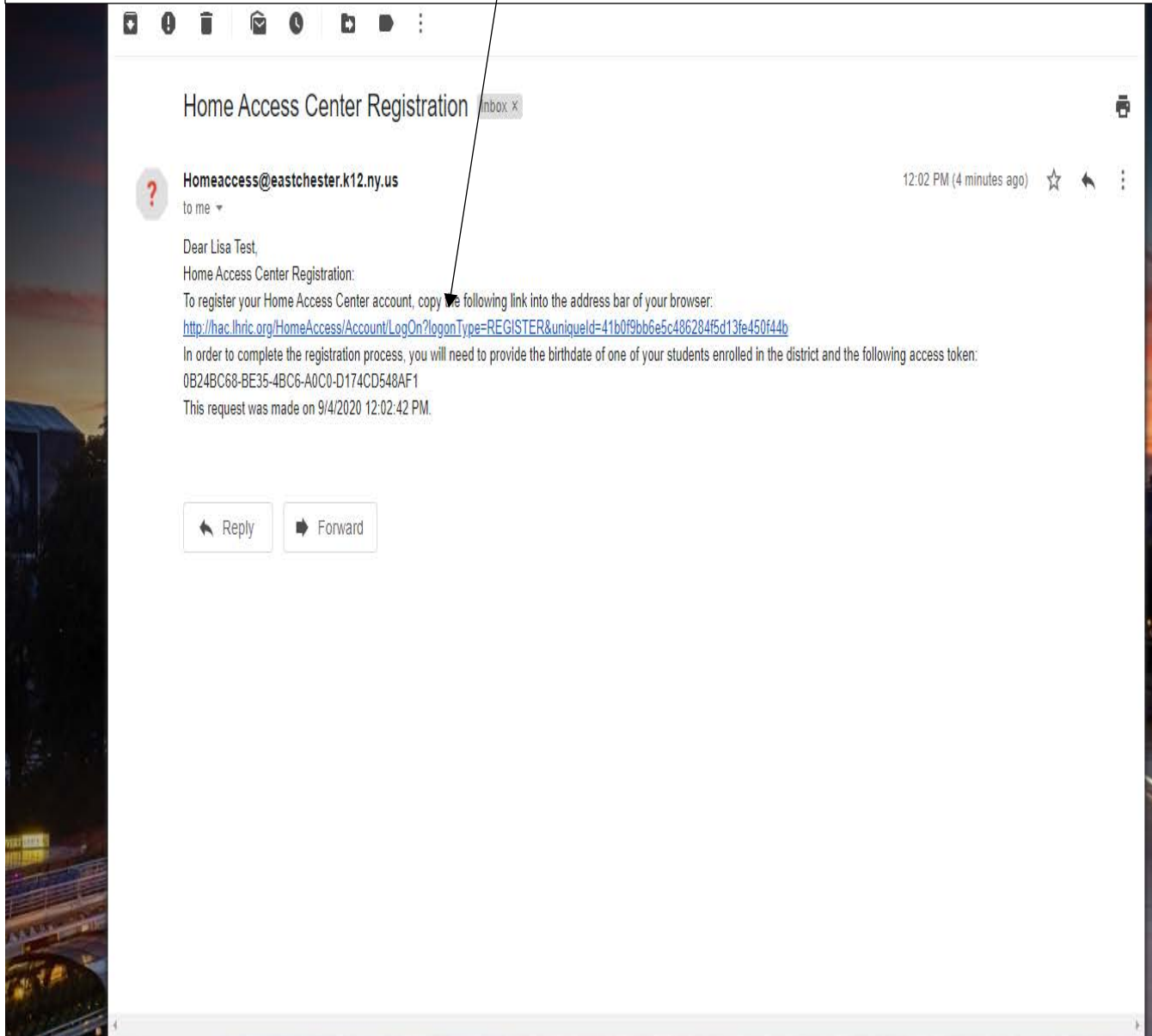
Home Access Center User Registration

Home Access Center Registration:


Thank you for registering. A message has been sent to the email address the district has on record. Please follow the instructions in the email to complete the registration process and log in to the system.

Please follow the instructions in the message below

- Copy the link into your address browser
- And copy and paste the access code listed



- Enter the access code and student's birthdate
- Click on Sign In

Welcome to
 Home Access Center

Access Code

0B24BC68-BE35-4BC6-A0C0-D174CD548AF1

Student Birthdate

01/01/2005

Sign In

- Create a Username
- Create a New Password
- Confirm New Password
- Create two challenge questions and provide appropriate answers
- Click on Complete Registration

Email Address: lbalsamo@eufsdk12.org
Last Login:

Change Password

User Name:*

New Password:*

Confirm New Password:*

Challenge Questions

Compose 2 challenge questions and provide appropriate answers

Questions	Answers
<input type="text"/>	<input type="text"/>
<input type="text"/>	<input type="text"/>

[Terms of Use](#)

Access to use this is granted, upon request, to each parent or guardian of a student enrolled in the Eastchester Union Free School District.

[Privacy Policy](#)

The Home Access Center contains confidential data about students of the Eastchester School Union Free School District and is proprietary. The site is intended for private use by the parent or guardian of student only. Any other use is in violation of Eastchester Union Free School District policy as well as New York State Education Law.

[Complete Registration](#)

You Have Successfully Completed Creating a Home Access Parent/Guardian User Account

If you experience any difficulty during the registration process, or have any questions, please email your questions to homeaccess@eufsdk12.org