



**OXNARD UNION HIGH SCHOOL DISTRICT**

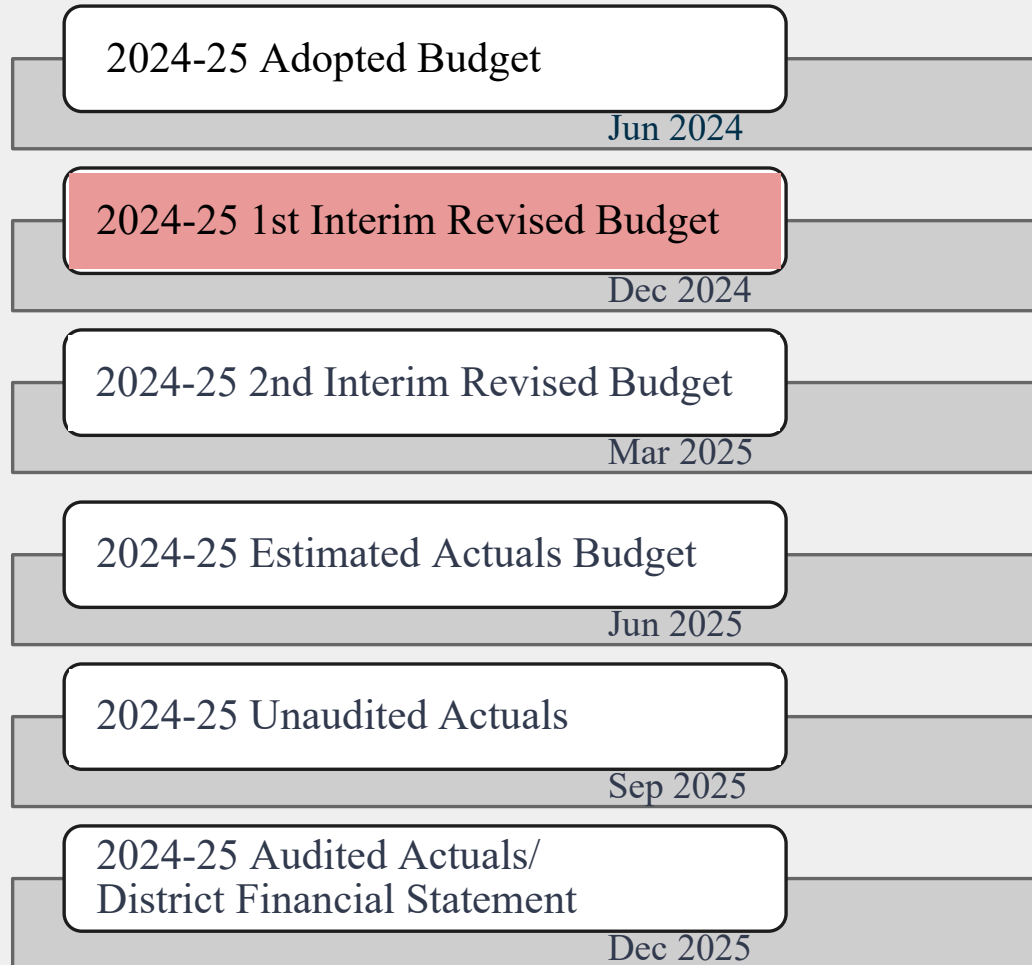
*Creating Prosperity through Equity, Inquiry, and Wellness*

# 2024-25 First Interim Budget Report

Financial Report  
Business Services  
December 18, 2024

# 2024 - 25 First Interim Budget Financials

The annual fiscal cycle for each school year is completed through six (6) reporting periods:



**Adopted Budget** - Budget estimates based information and final details from the State of CA received during that period.

**1st Interim Revised Budget** - Actual financial data from July 1st to Oct 31st plus budget estimates based on information received during that period.

**2nd Interim Revised Budget** - Actual financial data from July 1st to Jan 31st plus budget estimates based on information received during that period.

**Estimated Actuals Budget** - Actual financial data from July 1st to May 31st plus budget estimates based on information received during that period.

**Unaudited Actuals** - Actual financial data from July 1st to June 30th. This is actual financial data and no longer includes budgets.

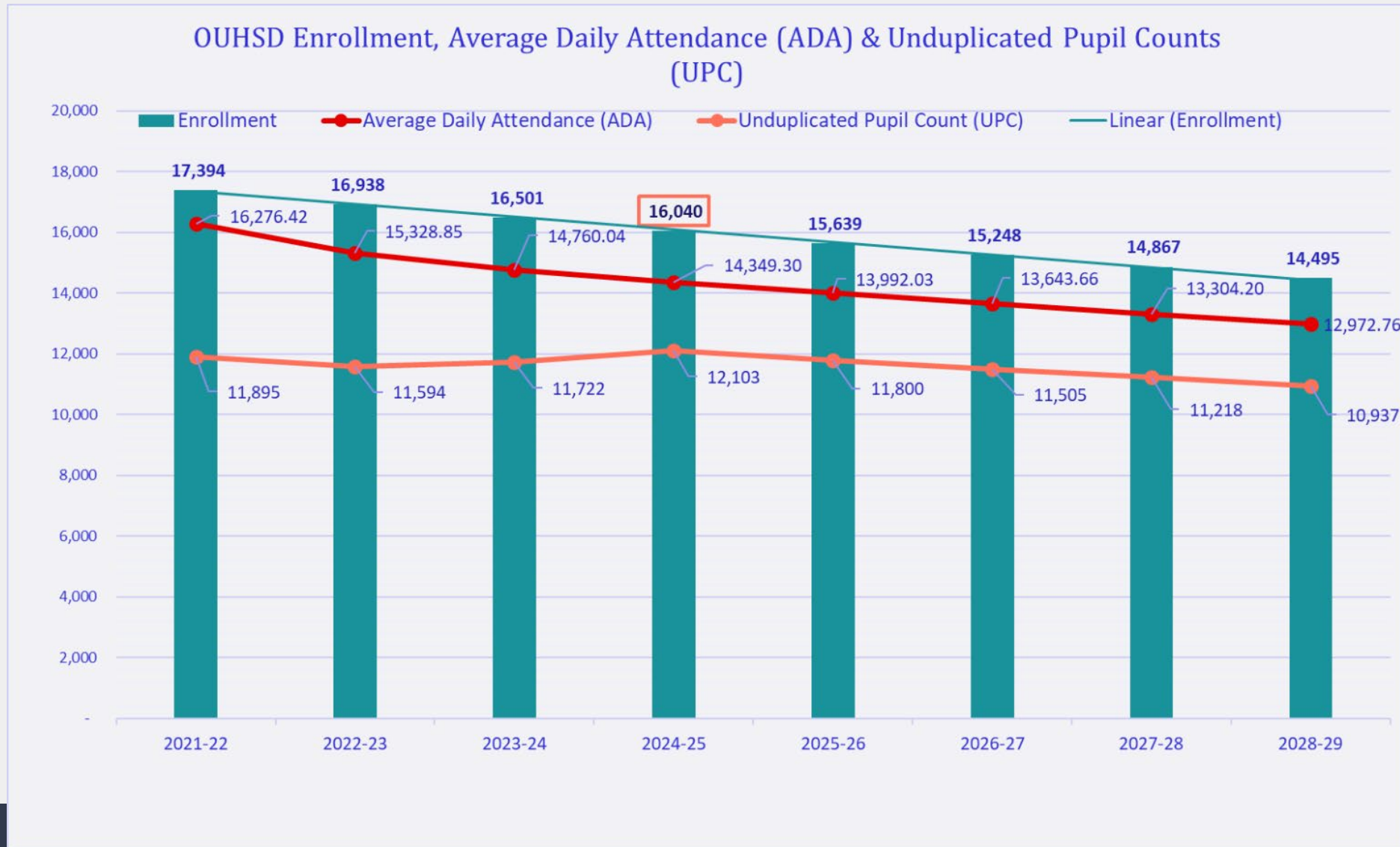
**Audited Actuals/Financial Statements** - Actual financial data from July 1st to June 30th that has been reviewed by external independent auditors.

**Technical Definitions:**

**Budget** – A estimate of revenue and expenditures for a set period of time.

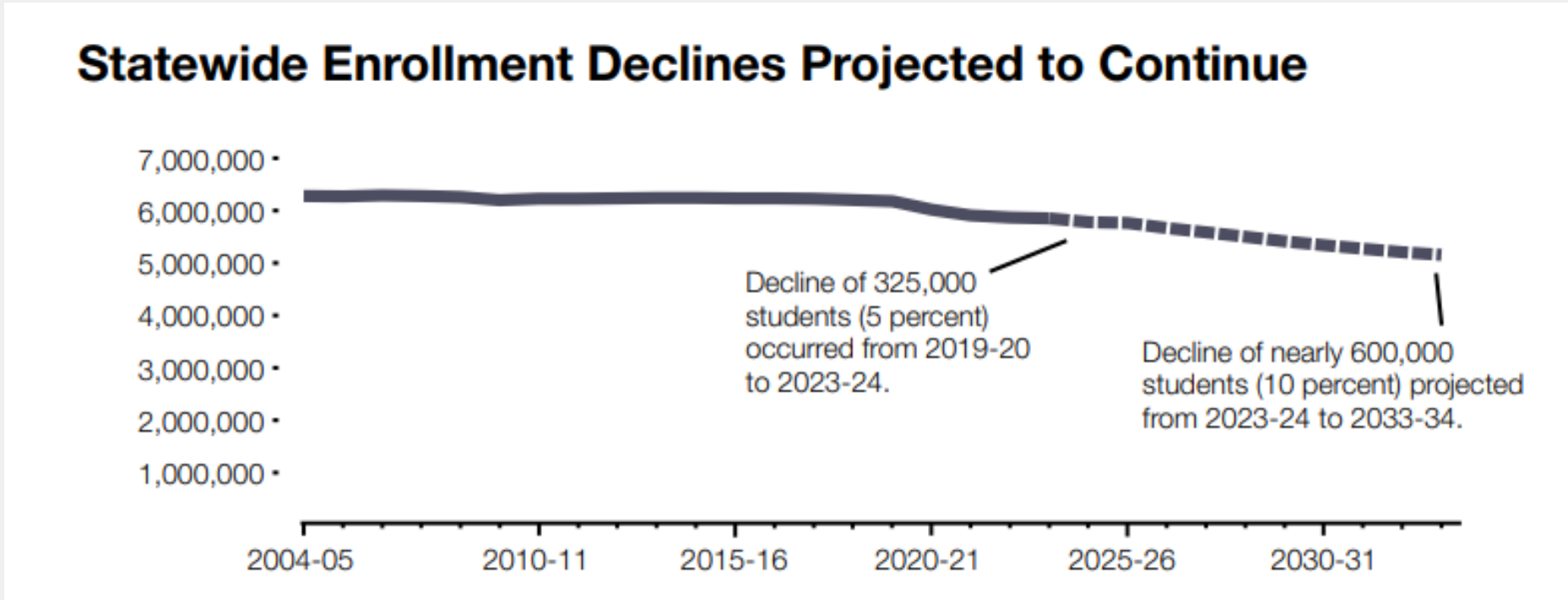
**Actuals** – The final actual revenue received and the final cost of expenditures for a set period of time.

# 2024 - 25 Enrollment Trend Analysis



Changing Conditions in the OUHSD

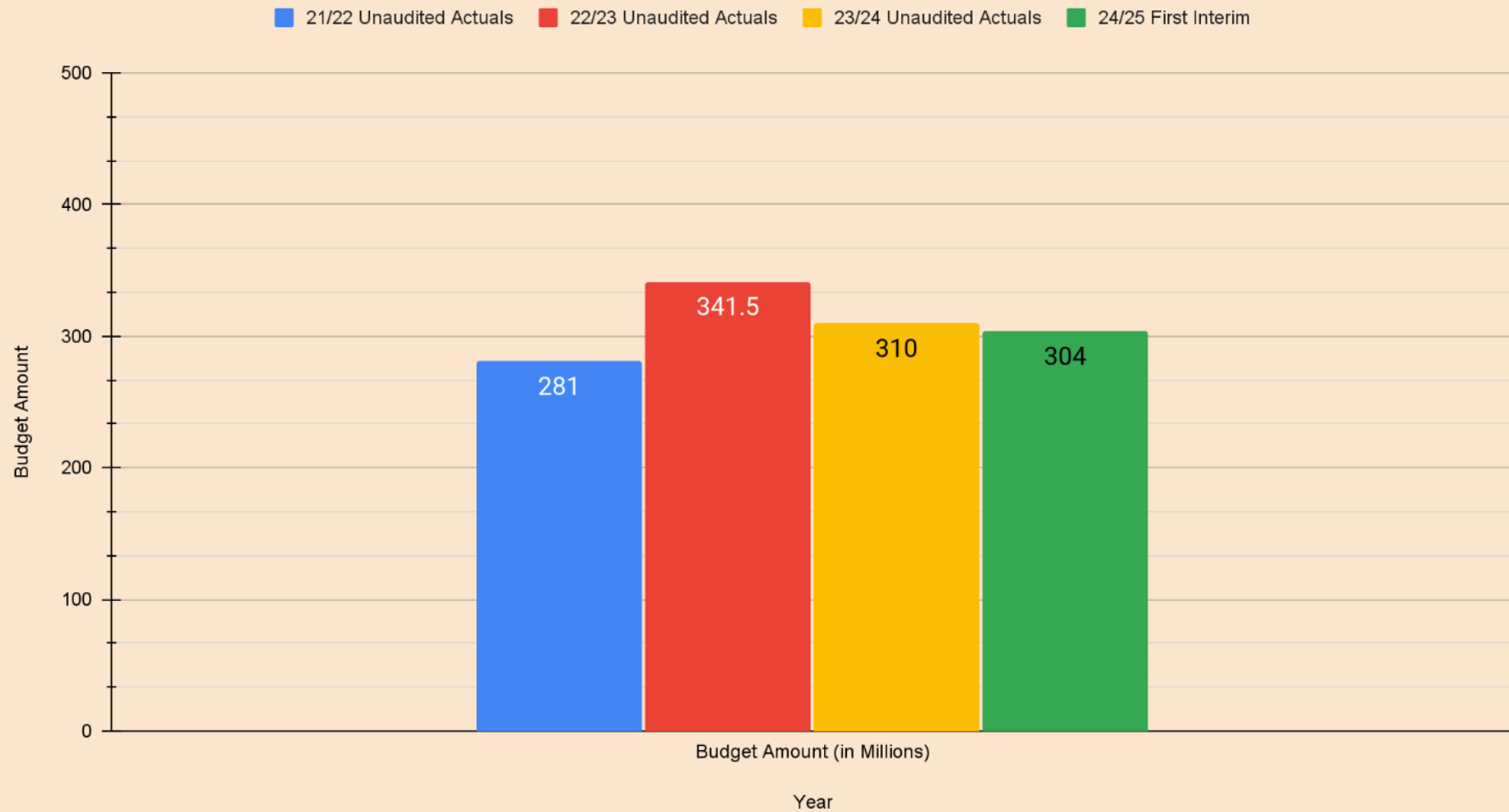
# 2024 - 25 Enrollment Trend Statewide - Future Planning



CA LOA Nov 2024 CALFACTS

<https://lao.ca.gov/reports/2024/4942/Calfacts-2024-120224.pdf>

# LCFF Revenue by Fiscal Year



OUHSD LCFF Four Year Revenue Trend

# 2024 - 25 First Interim Budget Financials

## 2024-25 District Support for Employee Benefits -

Health & Welfare (Medical, Dental, Vision, Life, and Employee Assistance Program [EAP] Support)

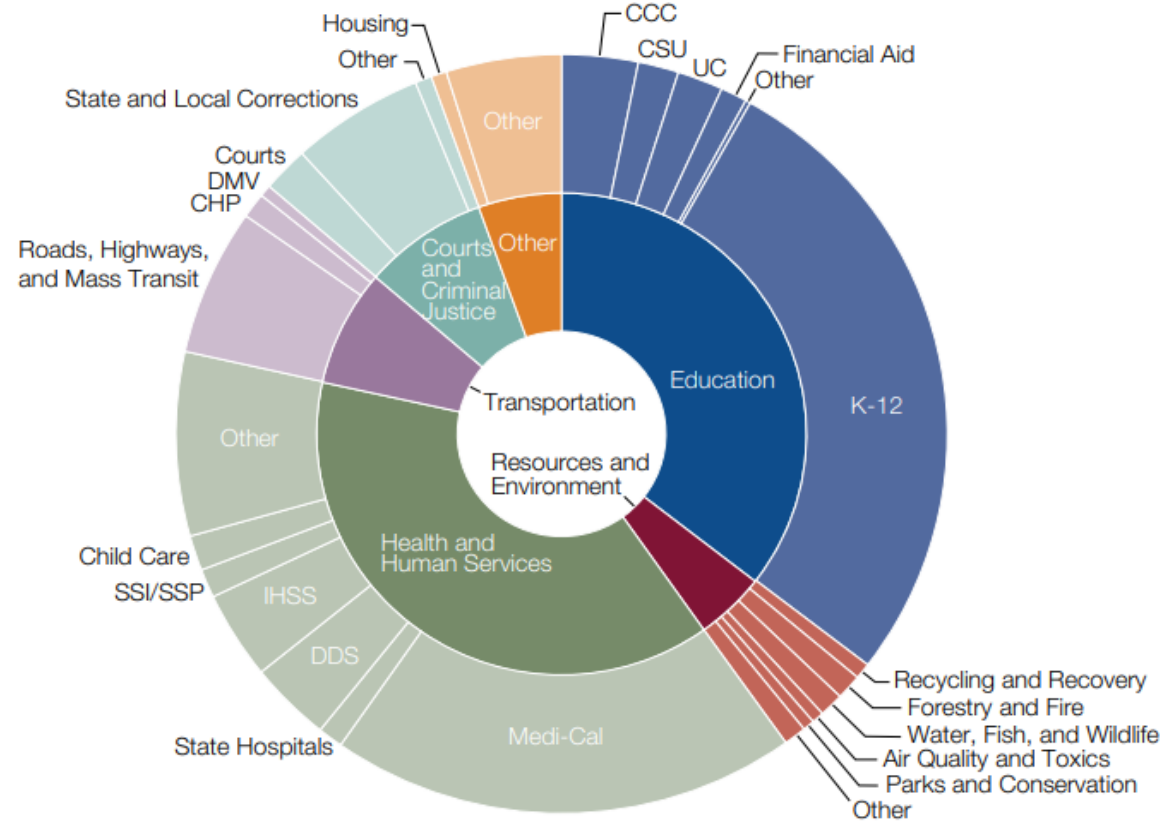
- 2.3 Million dollar cost increase in Employee Health Benefits from 23/24 to 24/25 paid entirely by the District

Provider/Plan Options	23-24 Annual Cost District Cost	23-24 Employee Annual Premium+Cost	24-25 Annual Cost District Cost	24-25 Employee Annual Premium+Cost	24-25 Annual District Cost Increase in Dollar (\$)
Anthem HMO10 Employee+Family	\$ 29,596.80	\$ 874.00	\$ 29,567.76	\$ 874.00	\$ (29.04)
Anthem PPO 90 Employee + Family	\$ 28,634.24	\$ 2,050.00	\$ 31,784.40	\$ 2,050.00	\$ 3,150.16
Anthem PPO 80 Employee + Family	\$ 20,910.28	\$ -	\$ 22,374.36	\$ -	\$ 1,464.08
Anthem CDHP PPO 90 Single (Employee Only)	<i>New Option</i>	\$ -	\$ 8,169.72	\$ -	
Anthem CDHP PPO 90 Two Party (Employee +1)	<i>New Option</i>	\$ -	\$ 14,969.28	\$ -	
Anthem CDHP PPO 90 Employee + Family	\$ 14,497.84	\$ -	\$ 20,534.04	\$ -	\$ 6,036.20
Anthem CDHP PPO 60 Single (Employee Only)	<i>New Option</i>	\$ -	\$ 5,394.60	\$ -	
Anthem CDHP PPO 60 Two Party (Employee +1)	<i>New Option</i>	\$ -	\$ 9,705.48	\$ -	
Anthem CDHP PPO 60 Employee + Family	<i>New Option</i>	\$ -	\$ 13,233.36	\$ -	
Kaiser HMO 10 Employee + Family	\$ 18,123.24	\$ -	\$ 20,622.24	\$ -	\$ 2,499.00
Kaiser DHMO CDHP 90 Single (Employee Only)	<i>New Option</i>	\$ -	\$ 7,277.64	\$ -	
Kaiser DHMO CDHP 90 Two Party (Employee +1)	<i>New Option</i>	\$ -	\$ 14,515.80	\$ -	
Kaiser DHMO CDHP 90 Employee + Family	\$ 13,573.80	\$ -	\$ 20,523.24	\$ -	\$ 6,949.44
Kaiser DHMO CDHP 60 Single (Employee Only)	\$ 5,192.88	\$ -	\$ 5,906.52	\$ -	\$ 713.64
Kaiser DHMO CDHP 60 Two Party (Employee +1)	\$ 10,346.04	\$ -	\$ 11,773.44	\$ -	\$ 1,427.40
Kaiser DHMO CDHP 60 Employee + Family	\$ 14,623.08	\$ -	\$ 16,642.80	\$ -	\$ 2,019.72

# 2024 - 25 First Interim Budget Financials

## Most State Spending for Education and HHS

General Fund and Special Fund Spending in 2024-25



HHS = Health and Human Services; DDS = Department of Developmental Services; IHSS = In-Home Supportive Services; CHP = California Highway Patrol; and DMV = Department of Motor Vehicles.

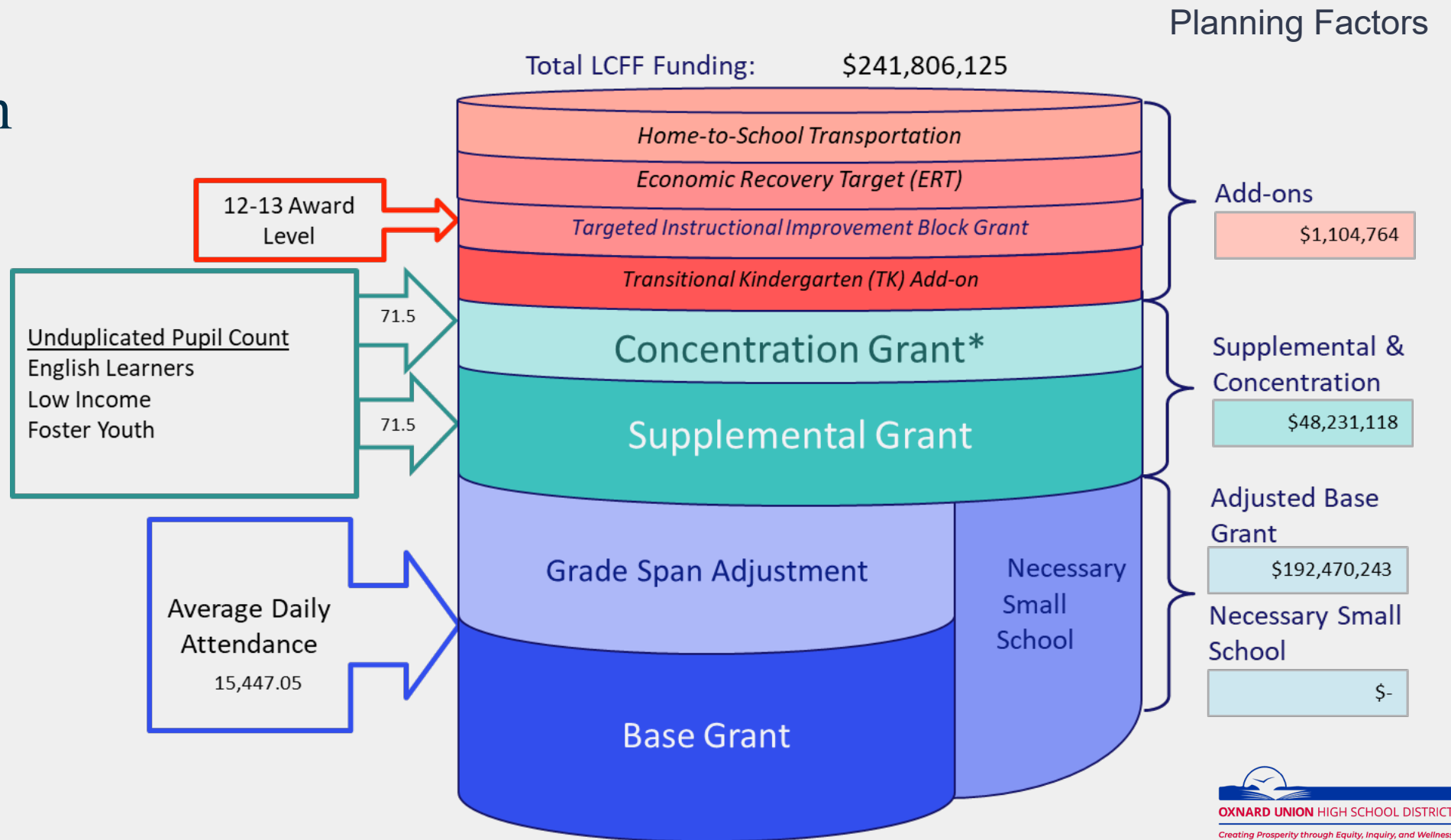
CA LOA Nov 2024 CALFACTS

<https://lao.ca.gov/reports/2024/4942/Calfacts-2024-120224.pdf>



24/25 State Revenue slightly exceeding projections - We will closely monitor

# 2024-25 First Interim Budget Financials



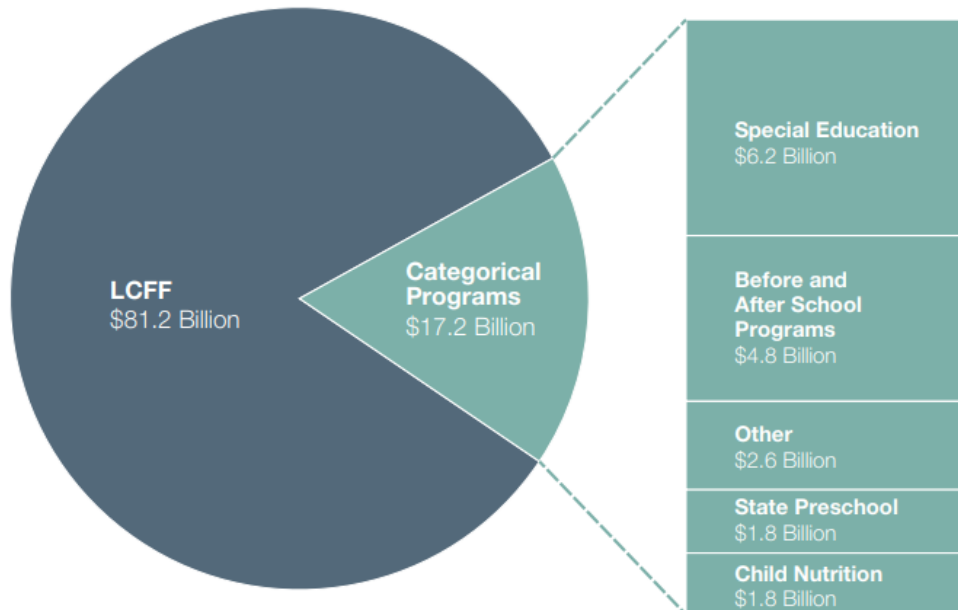
\*Unduplicated Pupil Percentage must be above 55% to receive Concentration Grant funding



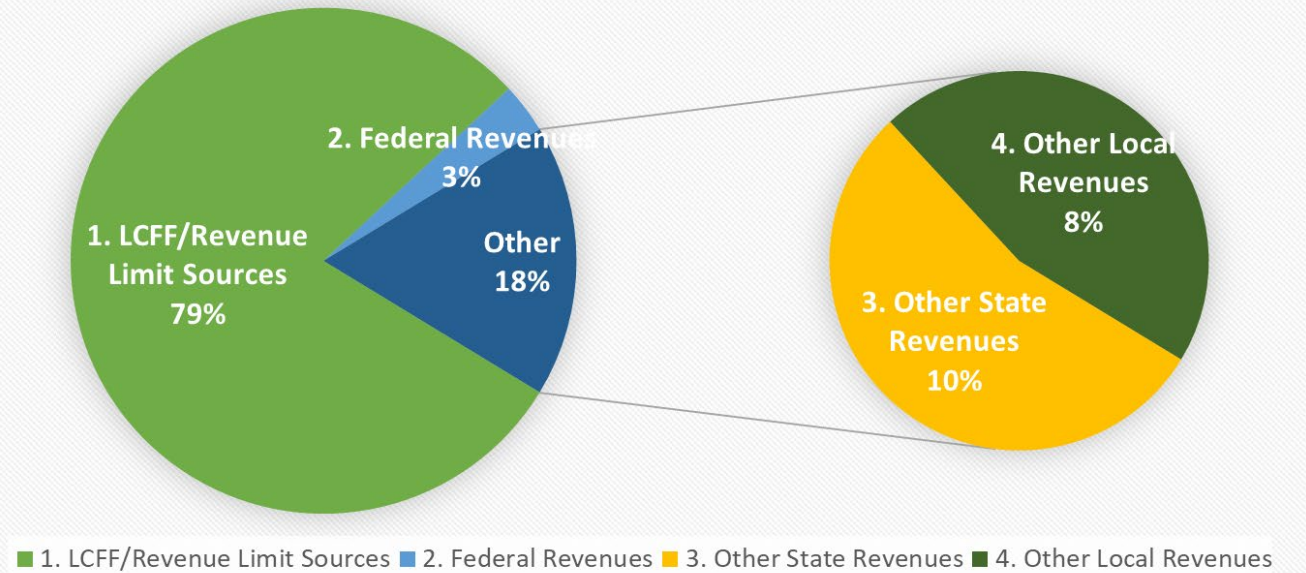
# 2024 - 25 First Interim Budget Financials

## Schools Are Primarily Funded Through Local Control Funding Formula (LCFF)

State and Local Operational Funding, 2023-24



Total Revenue by Source  
2024-25 First Interim Budget



CA LOA Nov 2024 CALFACTS

<https://lao.ca.gov/reports/2024/4942/CaIFacts-2024-120224.pdf>

# 2024 - 25 First Interim Budget Financials

## Grants Awarded to OUHSD for 24/25

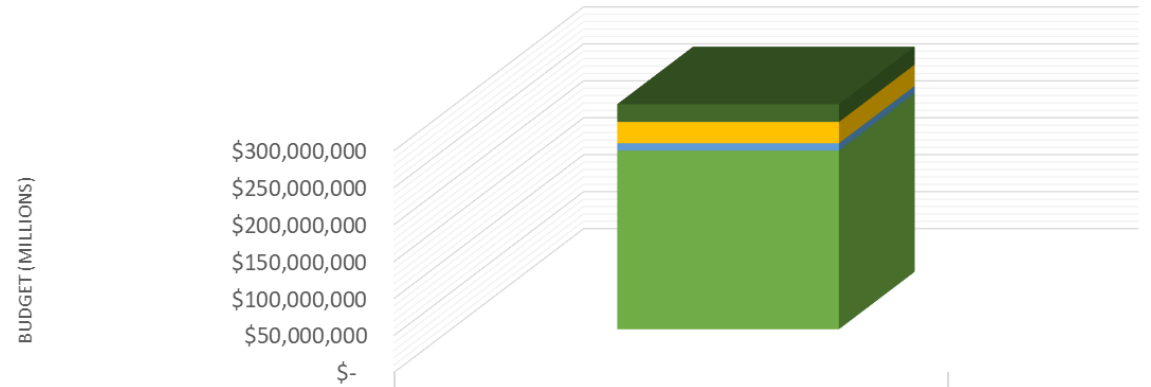
\$4.7m Community Schools Implementation Grant

\$1.8m CTEIG CTE Grant

\$1.1m CTE Strong Workforce

## 24-25 First Interim Revenue - by Funding Source

■ 1. LCFF/Revenue Limit Sources ■ 2. Federal Revenues ■ 3. Other State Revenues ■ 4. Other Local Revenues



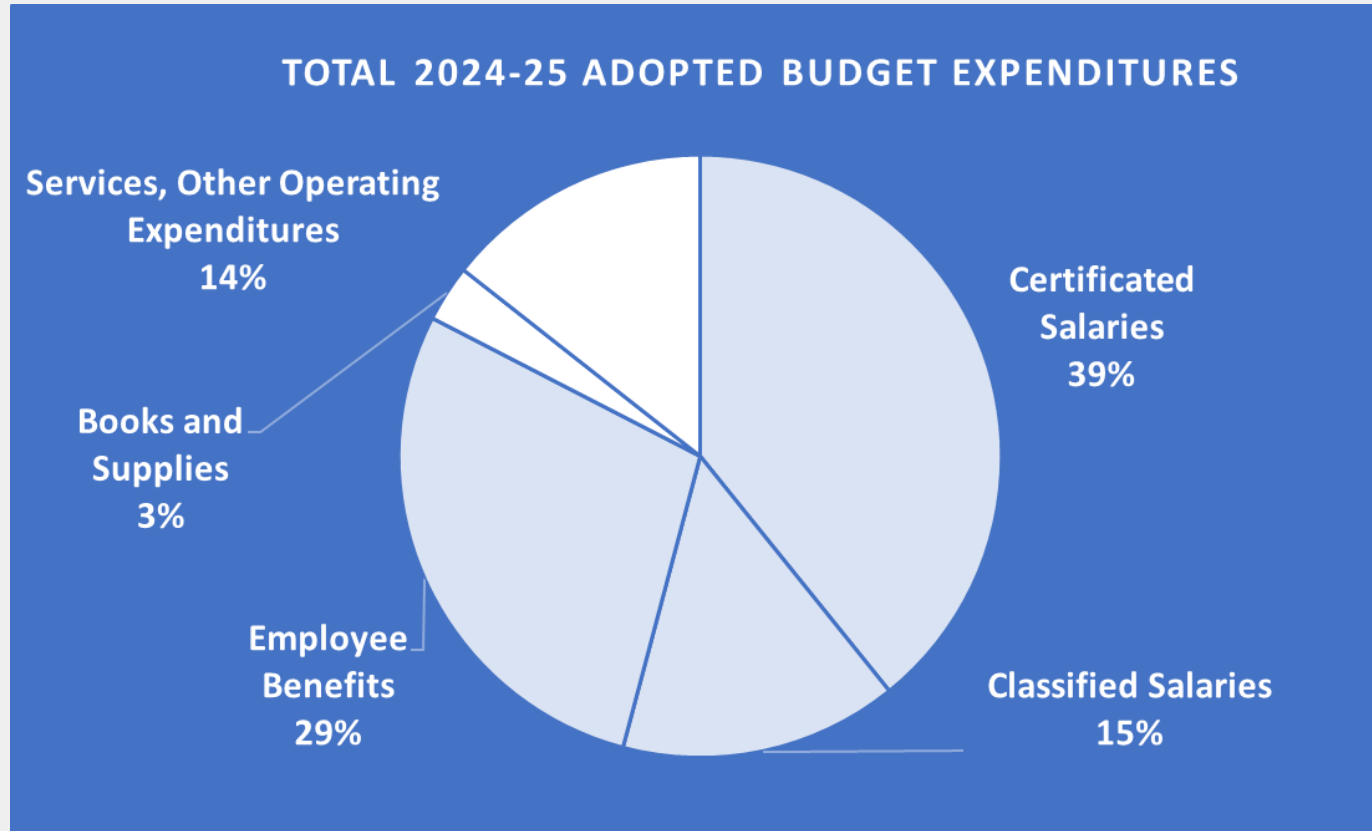
■ 4. Other Local Revenues	\$24,161,910
■ 3. Other State Revenues	\$28,823,203
■ 2. Federal Revenues	\$9,770,559
■ 1. LCFF/Revenue Limit Sources	\$241,806,125

**Total Projected Revenue: \$304.56 million**

## Three Year Outlook for District Revenues

REVENUES	Total 2024-25	Total 2025-26	Total 2026-27
LCFF	241,806,125	242,417,959	244,854,550
Federal Revenues	9,770,559	9,888,722	9,936,034
Other State Revenues	28,823,203	22,103,208	22,213,709
Other Local Revenues	24,161,910	23,130,311	23,214,762
	<b>304,561,797</b>	<b>297,540,200</b>	<b>300,219,055</b>

# 2024 - 25 First Interim Budget Financials



<b>2024-25 EXPENDITURES</b>	<b>Unrestricted</b>	<b>Restricted</b>	<b>Total</b>
Certificated Salaries	\$117,741,764.00	\$ 5,556,815.00	\$123,298,579.00
Classified Salaries	\$ 28,893,765.00	\$ 18,037,969.00	\$ 46,931,734.00
Employee Benefits	\$ 67,316,254.00	\$ 22,159,433.00	\$ 89,475,687.00
Books and Supplies	\$ 5,047,844.00	\$ 4,505,489.00	\$ 9,553,333.00
Services, Other Operating Expenditures	\$ 23,415,883.00	\$ 21,833,222.00	\$ 45,249,105.00
<b>2024-25 TOTAL EXPENDITURES</b>	<b>\$242,415,510.00</b>	<b>\$ 72,092,928.00</b>	<b>\$314,508,438.00</b>

# 2024 - 25 First Interim Budget Financials

01	Unassigned Fund Balance	Unassigned/ Undesignated Balance	\$477,064
02	Restricted Fund Balance	<ul style="list-style-type: none"> <li>Grant and One-Time Funding</li> </ul>	\$11,292,419
03	Assigned Reserve	<ul style="list-style-type: none"> <li>Unallocated Unit Share Reserve</li> <li>Summer School Reserve \$1,500,000</li> <li>Local Economic Reserve</li> </ul>	\$6,488,497
04	Inaccessible Fund Balance	<ul style="list-style-type: none"> <li>Warehouse Stores/Petty Cash Balances</li> </ul>	\$460,000
05	Economic Uncertainties - Reserve	<ul style="list-style-type: none"> <li>3% Calculation Required for OUHSD</li> </ul>	\$9,502,000

# Implications for OUHSD

- A Decline in Enrollment equals a Decline in State Funding
- LCAP Funding was buoyed by one time Federal and State Funds the previous four school years - No longer available this school year
- Pivoting from building programs (growth mode) to sustaining programs (sustainability mode) - Identify Core Programs (LCFF funding) and Identify Core Supplemental Programs (LCAP) - Board Priorities
- Evaluate school staffing (certificated and classified) to ensure staffing is “right sized” based on enrollment
- Identify areas of potential budget savings

# 2024 - 25 First Interim Budget Financials

Thank you!

Questions?