

Engagement Summary

Stephaine Camarillo, Lockhart Independent School District
October 18, 2024

With the addition of our new Borchert Loop Elementary School set to open in August 2025, what should we consider when creating attendance zones for next school year?



PARTICIPATION

Breakdown of Participation



294
Participants



103
Thoughts



3,064
Ratings



WORDCLOUD
Top Rated



closer elementary
current overcrowding new grade
distance
kids closest families flow location
campuses homes traffic walking
high drop number please travel time plans
proximity light developments
rezoning live neighborhoods borchert
bluebonnet parents important zone road loop area
move consider community



THOUGHTS

Key Thoughts



Growth projections for the future as well as current and past zoning We don't want to have an area grow a ton and end up overflowing one area or having to re zone kids later for a new area

4.3  (40 )

Ranked #1 of 103

Balancing the population at the existing elementary schools Those campuses are already overcrowded.

4.3  (39 )

Ranked #2 of 103

Projected growth for the undeveloped land once you draw the lines. Land is constantly being sold to developers for subdivisions which will be important to take into consideration as to not over crowd schools.

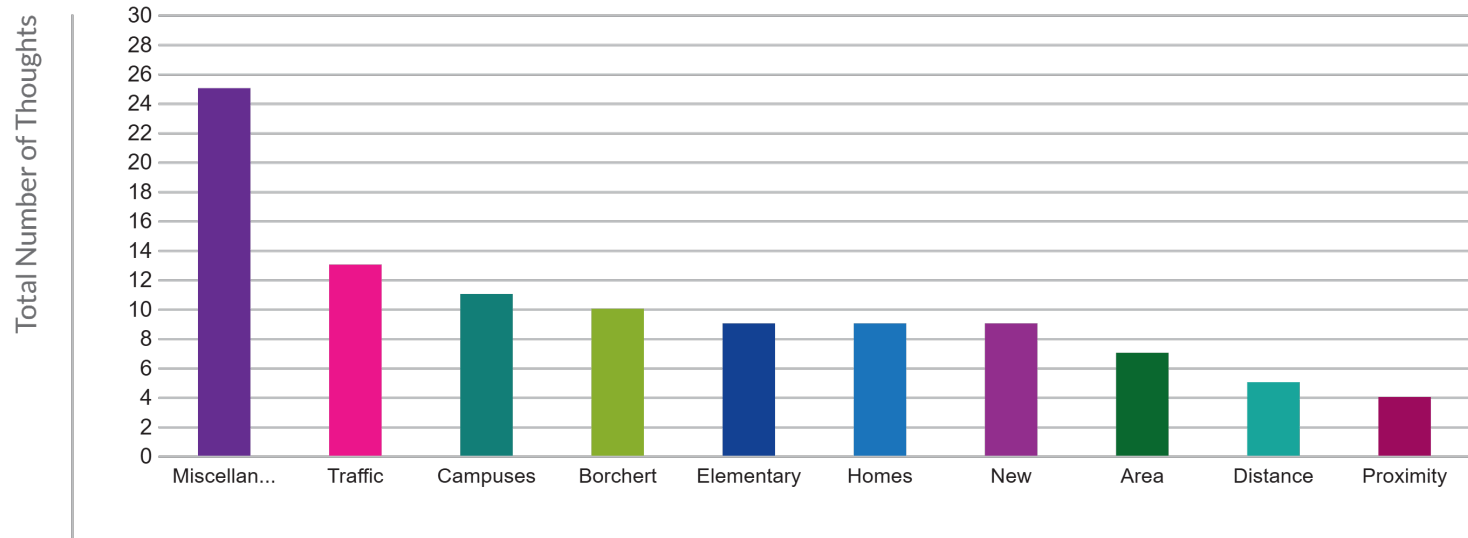
4.2  (41 )

Ranked #3 of 103



KEYWORD THEMES

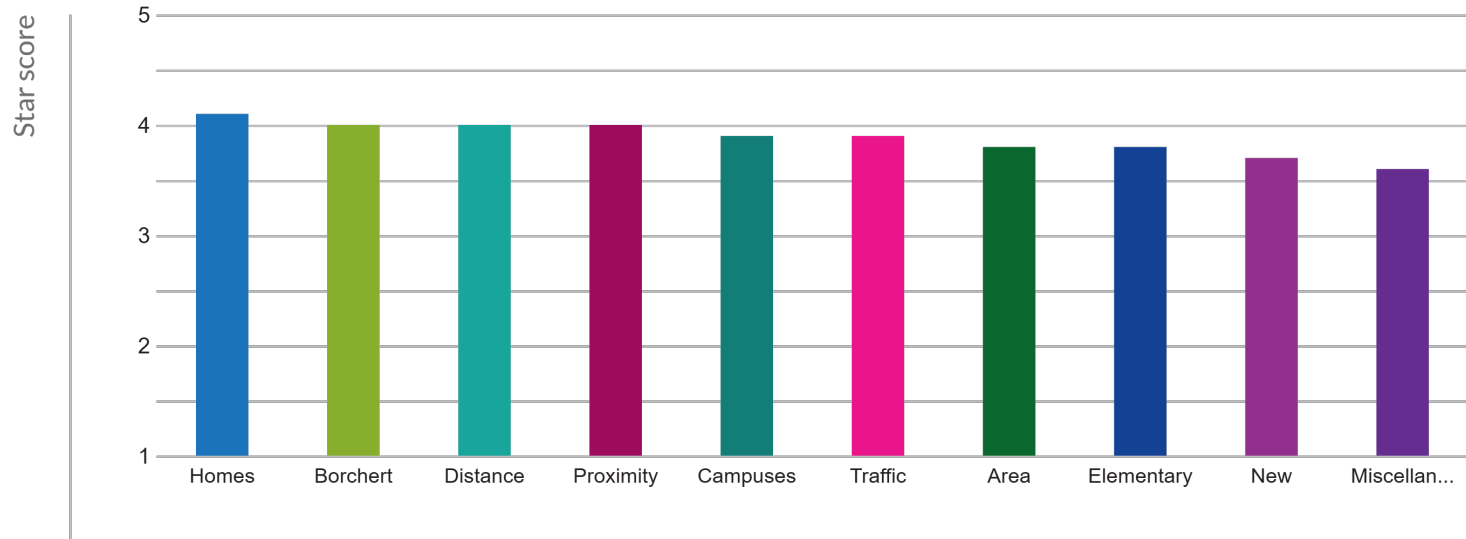
Top Themes by total thoughts





KEYWORD THEMES



Top Themes by star score









THOUGHTS Homes



Distance from child's home to school. Being zoned to a school that isn't close can make being involved in campus difficult. 4.2  (29 )

consider how many potential students will be in each zone and how far it will be for them to travel you don't want more students at one campus than at another; parents should not have to travel far if there is a campus closer to them 4.2  (16 )

Consider equitable zone sizes and how far students/families have to travel to get to their assigned schools, number of students living in each zone. Certain campuses have higher numbers than others, certain groups of students have to travel on buses for long periods of time compared to others. 4.0  (22 )



THOUGHTS Borchert



If a student lives across the street from a school presently don't change it.

4.1  (41 )

Students should attend the school they live closest too. If there are openings after all enrolled, then open up for others to transfer. No reason for someone to have to go to a school 2 miles away when they have one right across the street from their house. Makes zero sense.

4.1  (38 )

Zones need to make sense There is no reason that a student who lives closer to another elementary should be zones to Borchert. Inconveniences to parents should be thought about



4.0  (40 )





THOUGHTS

Distance



Zone neighborhoods logically -- if children can walk or bike to a school, that's the one they should be zoned for. Making transportation to school for families as easy as possible is beneficial to everyone. 4.2  (40 )

Walkability Homes that are within easy/obvious walking distance to a nearby elementary school should be zoned accordingly so that families can WALK to school 4.0  (38 )

Walking distance neighborhoods should be zone to the school closest 3.9  (42 )



THOUGHTS

Proximity



Proximity to school To ensure kids don't have to spend a lot of time of travel

4.2  (28 )

Community Consider community unity and geographic proximity, and try not to split neighborhoods.
Try to have children from all walks of life not just the \$\$\$

3.8  (32 )

Proximity to schools Convenience for families

3.8  (28 )



THOUGHTS Campuses



Balancing the population at the existing elementary schools Those campuses are already overcrowded.

4.3  (39 )

Equity and student numbers throughout all campuses To ensure all students have access to campuses closest to their homes

4.1  (25 )



Equity Equity between campuses. (Students, staff, supplies/materials/resources, attention/focus, care and upkeep of campus)


4.0  (40 )





THOUGHTS Traffic



The roads to new school will have horrible traffic and there is no turn lane or light. This will be a huge time issue. Get city/county on it! Parents coming from farther out will have time and traffic issues to contend with. Be mindful of travel for families and buses coming in at Brochert. 4.2  (35 )







Traffic flow. The light at 142/130 is bad most days already. I've been at the light myself for 30 mins waiting at the light because it's so backed up. 4.0  (41 )

Traffic through congested areas should be minimized, and commutes kept as short as possible. Traffic congestion equals time, gas money, and car wear. School traffic and rush hour traffic make each other worse, and increase commute times through town. Reducing traffic reduces expenses for everyone. 4.0  (41 )



THOUGHTS Area



- Growth projections for the future as well as current and past zoning** We don't want to have an area grow a ton and end up overflowing one area or having to re zone kids later for a new area 4.3  (40 )
- current and future development plans for the area** avoid filling the new school with students that don't live nearby when new developments could be in place to fill the school very soon 4.0  (20 )
- How safe walking and biking to school will be in the area for those living close to the school.** 3.7  (5 )



THOUGHTS Elementary



Class sizes Class sizes at current elementaries are completely out of hand. 5th grade groups of 29 is outrageous, especially in portables.

4.2  (40 )

WE STILL NEED MORE SCHOOLS We shouldn't be waiting for the elementary build to be completed before we move on with other planned schools. ALL SCHOOLS ARE OVERCROWDED

4.1  (40 )

amount of kids in zone. At BBE we have some classes with 26+ students. Lots are zoned for CF. considering how many kids in a zone will help tremendously.



4.1  (31 )







THOUGHTS

New



- The growth of the whole district. Please consider all new neighborhoods and where they are located** 4.1  (37 )

This is important because if you do not look at the future growth then you will might have to move students to schools that are further away.
- Please consider all the new homes and plan for those students so that we don't rezone as much** 4.0  (41 )
- Have you considered what happens when the new elementary needs their new leadership full time?** 3.6  (41 )



This is definitely a short term fix, BUT Plum Creek will need a full time principal and AP.







THOUGHTS

Miscellaneous



Projected growth for the undeveloped land once you draw the lines. Land is constantly being sold to developers for subdivisions which will be important to take into consideration as to not over crowd schools. 4.2  (41 )

The rezoning should mean that each elementary school will get similar amounts of students. This is important so that all schools are benefiting from the rezoning, not just one or two. This will make teaching more equitable. 4.2  (16 )

The school should prioritize maintaining a safe class size and reventing overcrowding while allowing for future growth as caldwell county expands. Safety for school emergency educational experience between teachers & student also effects on flow of traffic for the school and parents 4.0  (40 )



DIFFERENCES

New, Distance and Campuses [58 | 9]



A and B rated high

AI Summary will be available soon after close.



A rated high, B rated low

AI Summary will be available soon after close.



A and B rated low

AI Summary will be available soon after close.



DIFFERENCES

Neighborhoods Closest Distance [54 | 14]



A and B rated high



A rated high, B rated low

AI Summary will be available soon after close.

AI Summary will be available soon after close.



A and B rated low

AI Summary will be available soon after close.



DIFFERENCES

New and Zone | Important For Children [31 | 25]



A and B rated high

AI Summary will be available soon after close.



A rated high, B rated low

AI Summary will be available soon after close.



A and B rated low

AI Summary will be available soon after close.



A rated low, B rated high

AI Summary will be available soon after close.



WRAP UP Next Steps



Thanks for participating

We'll be carefully considering what we learned and sharing our actions back with you.