



Terrace View Elementary

Explore the performance of Terrace View Elementary under California's Accountability System.


Chronic Absenteeism


Yellow


Suspension Rate


Orange


English Learner Progress


No Performance Color

English Language Arts


Orange


Mathematics


Orange

Informational Purposes

Explore the following data elements presented for informational purposes only. These data are not used for accountability determinations.

Science


No Performance Color in 2024

School Details

NAME

Terrace View Elementary

ADDRESS

22731 Grand Terrace Road
Grand Terrace, CA 92313-4921

WEBSITE

N/A

GRADES SERVED

K-6

CHARTER

No

DASHBOARD ALTERNATIVE SCHOOLS STATUS

No

TERRACE VIEW ELEMENTARY

Student Population

Explore information about this school's student population.

Enrollment

659

Socioeconomically Disadvantaged

61.5%

English Learners

4.7%

Foster Youth

0.5%


TERRACE VIEW ELEMENTARY

Academic Performance

View Student Assessment Results and other aspects of school performance.

LEARN MORE

English Language Arts


Orange

16.1 points below standard

Maintained -1.9 Points


EQUITY REPORT

Number of Student Groups in Each Color

| | | | | |
|-----|--------|--------|-------|------|
| 0 | 3 | 0 | 1 | 0 |
| Red | Orange | Yellow | Green | Blue |

LEARN MORE

Mathematics


Orange

39.2 points below standard

Declined 8.5 Points ▼


EQUITY REPORT

Number of Student Groups in Each Color

| | | | | |
|-----|--------|--------|-------|------|
| 1 | 2 | 1 | 0 | 0 |
| Red | Orange | Yellow | Green | Blue |

LEARN MORE

English Learner Progress


No Performance Color

52.2% making progress

Increased 14.1% ▲

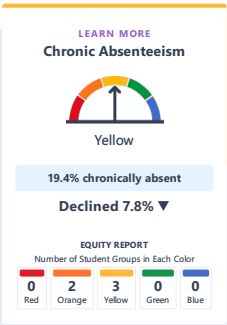
LONG-TERM ENGLISH LEARNER PROGRESS

| | | | | |
|-----|--------|--------|-------|------|
| 0 | 0 | 0 | 0 | 0 |
| Red | Orange | Yellow | Green | Blue |

TERRACE VIEW ELEMENTARY

Academic Engagement

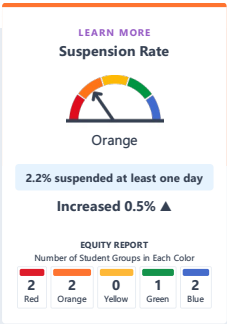
See information that shows how well schools are engaging students in their learning.



TERRACE VIEW ELEMENTARY

Conditions & Climate

View data related to how well schools are providing a healthy, safe and welcoming environment.



TERRACE VIEW ELEMENTARY

Informational Purposes

Explore the following data elements presented for informational purposes only. These data are not used for accountability determinations.

