



NOTICE AND AGENDA
REGULAR MEETING OF THE GOVERNING COUNCIL OF
ALBUQUERQUE AVIATION ACADEMY
(Formerly SAMS)
December 20, 2024
2:00 p.m.
AAA Board Room
6441 Ventana Rd NW, Albuquerque, NM
and Internet/Call-in
(See Special Procedures Below)

AAA MISSION

Albuquerque Aviation Academy cultivates opportunities for 6th-12th grade students to excel in fields related to aviation and STEAM. Students will have unique options to explore and excel in multiple career areas of aviation which are woven throughout an innovative hybrid learning experience.

- I. Call to Order
 - A. Roll Call
 - B. Adoption of the Agenda*
 - C. Review/Approval of Minutes from November 15, 2024 Regular Meeting*
- II. Public Comment (comments will be limited to two minutes) – see attached Special Procedures for more information.
- III. Ongoing Business Matters
 - A. Aviation Program Update
- IV. Administrative Update
 - A. Student Achievement Update
- V. New Business Matters
 - A. Charter School Report Card adoption (discussion/action) *
- VI. Governing Council Development
 - A. Discussion with Kelly Callahan
- VII. Finance Report
 - A. Business Office Operations Update
 - B. Voucher Approvals (discussion/action) *
 - C. Bank Reconciliation (discussion/action) *
 - D. Budget Adjustment Requests (discussion/action) *
BAR 2425-24101-0012-I
BAR 2425-31200-0014-IB



VIII. Announcements

A. Date for next Regular AAA Governing Council Meeting

IX. Adjournment*

Note: * Indicates Action Item

If you are an individual with a disability who needs a reader, amplifier, qualified sign language interpreter, or any other form of auxiliary aid or service to attend or participate in the hearing or meeting, please contact Amanda Catanzaro at acatanzaro@samsacademy.com least one week prior to the meeting or as soon as possible. Public documents, including the agenda and minutes, can be provided in various accessible formats. Please contact Ms. Catanzaro at the email address above if a summary or other type of accessible format is needed.



Special Procedures for December 20, 2024 AAA Governing Council Regular Meeting

The AAA Governing Council Regular Meeting on December 20, 2024 at 2:00 pm will be held at Albuquerque Aviation Academy board room and will provide for those not wishing to attend in person access to view and/or participate via Zoom. This will be available to the public, Governing Council members and AAA staff.

The procedures for accessing the meeting are as follows:

From a computer, tablet or smartphone, enter the following URL:

<https://us04web.zoom.us/j/5383341131?pwd=UWpFVWNQejFoRDRYMct3OXlEdkxhUT09>

OR

Call one of the following numbers:

1-669-900-6833

1-301-715-8592

1-253-215-8782

(Because of the increase of Zoom for meeting use, the phone numbers may appear to be busy at first. Keep trying until you get through.)

Meeting ID: 538 334 1131

Access Code: 4100

You will also be asked to enter your (optional) participant ID. Just follow the spoken directions (press #) to skip this step, as it is not needed for this meeting.

Public comment will be allowed during the meeting either via Zoom or in person. To speak during public comment, please email your request to speak with your name to acatanzaro@samsacademy.com up to twenty-four hours prior to the meeting. Requests to speak made after twenty-four hours prior to the meeting will not be honored. Speakers will be un-muted to address the Governing Council. Public comments will be limited to two minutes. The public may email comments to Amanda Catanzaro acatanzaro@samsacademy.com. Email comments will be kept with the records of the meeting.

Audio and video recording of the open meeting will be available upon request.

Should anyone wishing to join the meeting via the internet have issues accessing the meeting you may contact Amanda Catanzaro at 505-715-3420.

These procedures are subject to revision given changing circumstances. Please check the AAA website for any updates to these procedures.



GOVERNING COUNCIL

Regular Meeting of the Albuquerque Aviation Academy Governing Council on
Friday, November 15, 2024

via Zoom.us & In person at 6441 Ventana Road NW

BOARD MEMBERS PRESENT

Laura Kohr, Roland Dewing, Alex Carothers, Mike Romo, Jody Meyer, Farrah Nickerson, and Larry
Kennedy

BOARD MEMBERS ABSENT

none

ALSO IN ATTENDANCE

Bridget Barrett, Amanda Catanzaro, Lauren Chavez, Kelly Callahan and Sean Fry

PUBLIC

none

These minutes were approved on _____

By a vote of ____ yes ____no ____ absent ____abstained

_____ President

_____ Secretary

I. Call to Order

Larry Kennedy called to order the Regular Meeting of the Governing Council for the Albuquerque Aviation Academy for November 15, 2024 at 2:00 PM on Zoom.us and in person.

A. Roll Call

Larry Kennedy asked Bridget Barrett to call roll. Bridget Barrett called Laura Kohr, Roland Dewing, Alex Carothers, Mike Romo, Jody Meyer, Farrah Nickerson (via Zoom) and Larry Kennedy.

B. Adoption of the Agenda*

Larry Kennedy asked for a motion to approve the agenda. Alex Carothers made a motion to approve the agenda. Mike Romo seconded the motion. Larry Kennedy called for a roll call vote to approve. Bridget Barrett called Laura Kohr, Roland Dewing, Alex Carothers, Mike Romo, Jody Meyer, Farrah Nickerson, and Larry Kennedy; all voted yes. The motion carried unanimously.

C. Review/Approval of Minutes from October 18, 2024 Regular Meeting*

Larry Kennedy asked for a motion to approve the minutes from the October 18, 2024 Regular Meeting. Farrah Nickerson made a motion to approve the minutes. Roland Dewing seconded the motion. Larry Kennedy called for a roll call vote to approve. Bridget Barrett called Laura Kohr, Roland Dewing, Alex Carothers, Mike Romo, Jody Meyer, Farrah Nickerson, and Larry Kennedy; all voted yes. The motion carried unanimously.

II. Public Comment

Larry Kennedy asked Bridget Barrett if there was any public comment. There were no public comments.

III. Ongoing Business Matters

A. Aviation Program Update

Dr. Lauren Chavez presented that they have flown approximately 8.3 hours since the last report and about 7 hours from the 50 hour needed. Looking at various options for new aircraft purchase.

Another student taking their knowledge exam this week. Working on a new instrumental/commercial program for next semester. Motivators for students who have completed their private pilot program and ready for the next steps. Drones has

three more weeks and about 1/3 of students will take their exam before end of semester.

The balloon class is very engaged and ½ of the students want to become balloon pilots.

Doc is working with the new COO of Eclipse to get another internship program started. Plan to start in January. Another student completed the Air Traffic Control internship and many of these students want to make this a career after this internship.

Reviewed expenses.

Mike Romo asked how many students are in the balloon class this semester. There are about 25 students in the program. Discussed requirements for hot air balloon pilots if already have private pilot license. Students are very enthusiastic about this program and we are hoping to have at least a few students get their hot air balloon license this year.

Alex Carothers shared that Spartan is very impressed with the students coming to them from our program.

IV. Administrative Update

A. Student Achievement Update

Bridget Barrett presented enrollment numbers. They are down a bit. 40-day count was down to 313 instead of 316. Shared the actual grade reports which show that students are behind. Switching to relative grade next week which will show everything not turned in as a zero and show what students' grade would be at the end of the semester. Relative grades will continue to go up throughout the rest of the semester. Met goal for walkthrough this month.

Tier I reward was given out this week to students.

BCSO helicopter came last week during the assemblies.

Bridget Barrett reviewed the Targeted Interventions that are happening this year and last, including MLSS intervention meetings, collaboration with teachers to discuss student progress, math and ELA support classes on Fridays last year, Varsity Tutors provided math tutoring last year but very little participation from students, last semester hired a math support tutor (educational assistant) last semester but he moved away this year. This year, middle school sixth grade see all their content teachers daily. We are working with Renaissance for interim testing for 9th, 10th, and 11th grade students that will begin in January. This will also include an additional

program to help interventions with Freckle. Discussion about progression of school from main lab to content based classes, working in direct instruction and now implementing small groups to target instruction for students. We have added two math support classes during the week that is available to students. Science courses have been updated to align with the NGSS science standards. Juniors are now assigned physics, rather than choosing a science because that is what they are tested on. Academic Challenge has begun this year and students that earned an ice cream party shared that this week.

Alex Carothers asked about the low participation with Varsity Tutors and how other intervention classes participation rates are tracking. These are designed to be smaller classes and some students are assigned the classes while a few others sign up for them.

V. New Business Matters

A. Aviation Committee*

Larry Kennedy presented the establishment of an Aviation Committee that will have focused meetings to discuss all the aspects of the aviation program and will then have a standing report at the governing council meetings.

Roland Dewing asked if this would include parents, and the answer was that is up to the committee. There can be up to three governing council members and then whomever the committee would like to include.

Larry Kennedy asked for a motion to approve the establishment of the Aviation Committee. Roland Dewing made a motion to approve. Laura Kohr seconded the motion. Larry Kennedy called for a roll call vote to approve. Bridget Barrett called Laura Kohr, Roland Dewing, Alex Carothers, Mike Romo, Jody Meyer, Farrah Nickerson, and Larry Kennedy; all voted yes. The motion carried unanimously. Larry Kennedy requested volunteers for the committee. Mike Romo, Alex Carothers, and Roland Dewing volunteered to be members of the committee. The committee will decide who runs the committee and when they will hold their meetings and then provide a standing report at the governing council meetings.

B. Finance Committee Opening*

Larry Kennedy shared that with the resignation of Mike Deveraux, there is an opening on the Finance Committee and asked if there were any volunteers. Laura Kohr volunteered. Finance committee meets one hour prior to the governing council meetings. Larry Kennedy asked for a motion to approve Laura Kohr as a member of the Finance Committee. Jody Meyer made a motion to approve. Alex Carothers seconded the motion. Larry Kennedy called for a roll call vote to approve. Bridget

Barrett called Laura Kohr, Roland Dewing, Alex Carothers, Mike Romo, Jody Meyer, Farrah Nickerson, and Larry Kennedy; all voted yes.

C. GC Bylaws Revisions*

Larry Kennedy shared that bylaws are being updated to reflect the new changes in training that came out from legislation. Discussion regarding having to update again to include the new Aviation Committee but there is already language included in the bylaws regarding ad-hoc committees in Article IX so no additional revisions are necessary. Larry Kennedy asked for a motion to approve the revisions to the GC Bylaws. Alex Carothers made a motion to approve. Mike Romo seconded the motion. Larry Kennedy called for a roll call vote to approve. Bridget Barrett called Laura Kohr, Roland Dewing, Alex Carothers, Mike Romo, Jody Meyer, Farrah Nickerson, and Larry Kennedy; all voted yes.

D. Grievance Policy*

Larry Kennedy asked administration to meet with Kelly Callahan to discuss this policy and make sure that it is accurate and bring to a future meeting. Larry Kennedy asked for a motion to table the Grievance Policy. Roland Dewing made a motion to table. Laura Kohr seconded the motion. Larry Kennedy called for a roll call vote to table. Bridget Barrett called Laura Kohr, Roland Dewing, Alex Carothers, Mike Romo, Jody Meyer, Farrah Nickerson, and Larry Kennedy; all voted yes.

E. Brand Builder

Amanda Catanzaro shared the plan to use KRQE Brand Builder to create and run a series of commercials to get the word out about our school to increase enrollment. Shared this information with Governing Council since it would surpass the \$20,000 threshold. The plan is to fully implement this if the school receives the next round of CSP grant funding.

VI. Governing Council Development

A. Discussion with Kelly Callahan

Larry Kennedy requested that Kelly Callahan review the Roles and Responsibilities of the Governing Council.

B. Governing Council Roles and Responsibilities

Kelly Callahan shared document titled “Governing Board and Head Administrator Roles and Responsibilities.” Governing Council has three main responsibilities as outlined in 6.29.1 which are to hire and fire the head administrator, oversee the budget, and creation and approval of policies. It was added that the Governing Council now needs to approve the MLSS and NM School Dash Plans as well.

Kelly Callahan reviewed the Roles and Responsibilities and outlined the duties of the head administrator.

VII. Finance Report

A. Business Office Operations Update

Sean Fry presented that the Finance Committee met prior to the Governing Council meeting and reviewed all the financial documents in detail. Welcome to Laura for joining the Finance Committee.

B. Voucher Approvals for October 2024*

Sean Fry presented the October Vouchers. Larry Kennedy asked for a motion to approve. Alex Carothers made the motion. Mike Romo seconded the motion. Larry Kennedy called for a roll call vote to approve. Bridget Barrett called Laura Kohr, Roland Dewing, Alex Carothers, Mike Romo, Jody Meyer, Farrah Nickerson, and Larry Kennedy; all voted yes.

C. Bank Reconciliation for October 2024*

Sean Fry presented the October Bank Reconciliation. Larry Kennedy asked for a motion to approve. Laura Kohr made the motion. Mike Romo seconded the motion. Larry Kennedy called for a roll call vote to approve. Bridget Barrett called Laura Kohr, Roland Dewing, Alex Carothers, Mike Romo, Jody Meyer, Farrah Nickerson, and Larry Kennedy; all voted yes.

D. Budget Adjustment Requests*

Sean Fry presented BAR 2425-11000-0013-T, a transfer BAR to transfer funds from the 1000 function to four other functions for clean-up. Larry Kennedy asked for a motion to approve BAR 2425-11000-0013-T. Laura Kohr made the motion. Alex Carothers seconded the motion. Larry Kennedy called for a roll call vote to approve. Bridget Barrett called Laura Kohr, Roland Dewing, Alex Carothers, Mike Romo, Jody Meyer, Farrah Nickerson, and Larry Kennedy; all voted yes.

VIII. Announcements

Next regular Governing Council meeting is scheduled for December 20, 2024.

Holiday Party is being finalized but currently scheduled for 12/8 at Ironwood Grill. Bridget Barrett will send out the invitation to the Governing Council and we will post about possible quorum.

IX. Adjournment*

Larry Kennedy called for a motion to adjourn. Laura Kohr made a motion to adjourn. Farrah Nickerson seconded the motion. Larry Kennedy called for a roll call vote to approve. Bridget Barrett called Laura Kohr, Roland Dewing, Alex Carothers, Mike Romo, Jody Meyer, Farrah Nickerson, and Larry Kennedy; all voted yes.

The Regular Meeting of the Governing Council for the Albuquerque Aviation Academy adjourned on November 15, 2024 at 3:24 p.m.



Monthly Report - December 20, 2024

All figures and outcomes are based on the date of this report - December 10, 2024.

FLIGHT TRAINING:

- **Flights** - We've flown 0 hrs since the last board report. Dynon has performed hardware and software updates and the units should be returned and installed shortly. We've continued working with the students on their ground knowledge (preparing them for their checkrides) and flying in the sims.
- **Aircraft Status** - We are still ~7 hrs from its 50 hr.

CLASSES:

- **Airplane** - Finals are this week
- **Instrument/Commercial** - Starting next semester
- **Drone** - I'm (still) expecting a handful to take their FAA exam before/during break
- **Balloons** - Over half of our class now want to become balloon pilots. I'm working with Eric to see how to get as much flight experience as possible, as we develop a more structured way to help prepare them for their knowledge exam.

ADDITIONAL:

- **Internships** - Resume again when we come back from Christmas break.
- **Donated airplane for display** - The pieces are coming together for disassembling, patching holes, painting, reassembling and mounting!
- **2nd airplane** - We have two we're exploring (both significantly under budget.) We're just waiting on our mechanic to travel to the airplanes to perform pre-buy inspections.

EXPENSES:

- **Fuel:** \$0
- **Maintenance:** \$0 (awaiting estimates)
- **Hangar Rental:** \$357 per month
- **Insurance:** Annual Premium - \$9616



Student Achievement Report December 2024

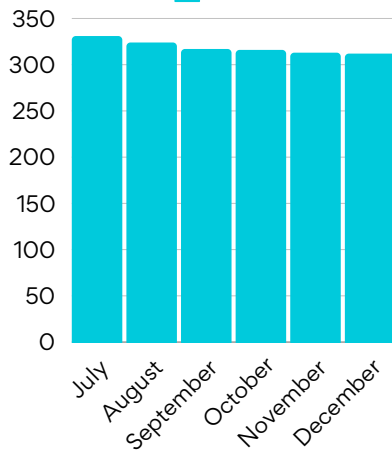


Student Enrollment

Student Enrollment Goal

SY 24/25: 320

Series 1



😊 Current Enrollment : **312**

😊 2024 40 Day: **312**

😊 Waitlist : **0**

Academics by Enrollment (finals still underway)

Number of students ahead, behind, failing and passing (overall grade) :



52%

On Pace and Passing




38%

Behind and Passing



1%

On Pace and Failing



9%

Behind and Failing

*60% is a passing grade *80% target progress

Relative/ Semester Grade Reports by Enrollment

A : **1% (65)**

B : **23% (1290)**

C :

D : **17% (230)**

F : **35% (480)**

COMING SOON

Walkthrough Goal

Percentage of Goal Met This Month (11/15-12/15)



Goal : 30

Met : 30

Percent 100%

What's Happening?

New testing schedule starting in the second semester. Students will be assigned specific tests according to the pacing guide.

NM VISTAS REPORT FOR

Print

Albuquerque Aviation Academy

SCHOOL YEAR
2023-2024

TOTAL ENROLLMENT
305

ACCOUNTABLE SCHOOLS
1

School ↓	City	Type	Designation
Albuquerque Aviation Academy	Albuquerque	State Charter School	Spotlight

Math Proficiency

The percentage of students whose ability in math is at the expected level, or higher, for the student's grade.

Students in 3rd through 8th and 11th grade are assessed in math. Students in grades 3-8 take the NM Measures of Student Success & Achievement (NM-MSSA) or Dynamic Learning Maps (DLM). Students in grade 11 take the SAT or DLM.

The math proficiency rate may be adjusted by the number of students who participated in the assessment.

	New Mexico	Albuquerque Aviation Academy
All	23.1%	27.2%
Male	25.0%	30.3%
Female	21.2%	20.4%
White	24.0%	32.1%
Hispanic	18.8%	20.9%
Black	17.2%	Masked
Asian	44.2%	Masked
Native American	12.8%	Masked
Multiracial	29.7%	37.5%
Economically Disadvantaged	14.7%	14.3%
Not Economically Disadvantaged	29.9%	30.5%
Students with Disabilities	7.5%	14.3%
Not Students with Disabilities	26.9%	29.4%
English Language Learners	10.1%	≤ 20.0%
Not English Language Learners	25.5%	28.9%
Homeless	9.8%	Masked
Migrant	11.3%	Masked
Military	42.7%	Masked

Math Participation

The percentage of students who participated in the state math assessment in grades 3-8, and grade 11.

Participation

All	95.0%
Male	96.0%
Female	95.0%
White	≥ 95.0%
Hispanic	≥ 95.0%
Black	Masked
Asian	Masked
Native American	Masked
Multiracial	≥ 80.0%
Economically Disadvantaged	≥ 90.0%
Not Economically Disadvantaged	96.0%
Students with Disabilities	90.0%
Not Students with Disabilities	96.0%
English Language Learners	≥ 80.0%
Not English Language Learners	96.0%
Homeless	Masked
Migrant	Masked
Military	Masked

Math Performance Levels

The percentage of students at each performance level.

Each student's math assessment places them into one of four performance levels:

Grades 3–8:

- PL1 = Novice
- PL2 = Nearing Proficiency
- PL3 = Proficient
- PL4 = Advanced

Grade 11:

- PL1 = Well Below State Expectations
- PL2 = Below State Expectations
- PL3 = At State Expectations
- PL4 = Above State Expectations

Data Coming in January 2025

Reading Proficiency

The percentage of students whose ability in reading is at the expected level, or higher, for the student's grade.

Students in 3rd through 8th and 11th grade are assessed in reading. Students in grades 3-8 take the NM Measures of Student Success & Achievement (NM-MSSA) or Dynamic Learning Maps (DLM). Students in grade 11 take the SAT or DLM.

For schools that do not enroll students in grade 3 or higher, students take the Istation ISIP Early Reading assessment.

The reading proficiency rate may be adjusted by the number of students who participated in the assessment.

	New Mexico	Albuquerque Aviation Academy
All	38.9%	58.6%
Male	36.1%	57.8%
Female	41.9%	59.3%

	New Mexico	Albuquerque Aviation Academy
White	40.5%	59.0%
Hispanic	34.7%	49.5%
Black	35.7%	Masked
Asian	56.4%	Masked
Native American	25.3%	Masked
Multiracial	46.5%	75.0%
Economically Disadvantaged	29.1%	40.0%
Not Economically Disadvantaged	46.7%	63.3%
Students with Disabilities	13.0%	21.4%
Not Students with Disabilities	45.2%	65.4%
English Language Learners	18.9%	27.3%
Not English Language Learners	43.3%	60.5%
Homeless	20.3%	Masked
Migrant	14.6%	Masked
Military	59.4%	Masked

Reading Participation

The percentage of students in grades 3-8 and 11 who participated in the state reading assessment. For schools that do not enroll students in grade 3 or higher, the percentage of students who participated in the state early literacy assessment.

	Participation
All	95.0%

Participation

Male	96.0%
Female	95.0%
White	≥ 95.0%
Hispanic	≥ 95.0%
Black	Masked
Asian	Masked
Native American	Masked
Multiracial	≥ 80.0%
Economically Disadvantaged	≥ 90.0%
Not Economically Disadvantaged	96.0%
Students with Disabilities	90.0%
Not Students with Disabilities	96.0%
English Language Learners	≥ 80.0%
Not English Language Learners	96.0%
Homeless	Masked
Migrant	Masked
Military	Masked

Reading Performance Levels

The percentage of students at each performance level.

Each student's reading assessment places them into one of four performance levels:

Grades 3–8:

- PL1 = Novice
- PL2 = Nearing Proficiency

- PL3 = Proficient
- PL4 = Advanced

Grade 11:

- PL1 = Well Below State Expectations
- PL2 = Below State Expectations
- PL3 = At State Expectations
- PL4 = Above State Expectations

Data Coming in January 2025

Science Proficiency

The science proficiency rate measures the percentage of students who are performing at the expected level, or higher, for the student's grade.

Students in grades 5, 8, and 11 are assessed in science. Students take the NM Assessment of Science Readiness (NM-ASR) or Dynamic Learning Maps (DLM).

The science proficiency rate may be adjusted by the number of students who participated in the assessment.

	New Mexico	Albuquerque Aviation Academy
All	37.7%	61.0%
Male	39.4%	63.6%
Female	36.0%	53.6%
White	39.6%	75.8%
Hispanic	32.6%	50.0%
Black	30.8%	Masked
Asian	55.0%	Masked

	New Mexico	Albuquerque Aviation Academy
Native American	24.2%	Masked
Multiracial	45.4%	Masked
Economically Disadvantaged	27.6%	40.0%
Not Economically Disadvantaged	45.2%	64.7%
Students with Disabilities	14.3%	≤ 20.0%
Not Students with Disabilities	42.8%	72.1%
English Language Learners	17.2%	Masked
Not English Language Learners	41.4%	61.8%
Homeless	20.3%	Masked
Migrant	21.7%	Masked
Military	61.9%	Masked

Science Participation

The percentage of students who participated in the state science assessment in grades 5, 8, & 11.

	Participation
All	≥ 95.0%
Male	95.0%
Female	≥ 90.0%
White	≥ 90.0%
Hispanic	≥ 95.0%
Black	Masked

Participation

Asian	Masked
Native American	Masked
Multiracial	Masked
Economically Disadvantaged	≥ 80.0%
Not Economically Disadvantaged	94.0%
Students with Disabilities	≥ 80.0%
Not Students with Disabilities	≥ 95.0%
English Language Learners	Masked
Not English Language Learners	≥ 95.0%
Homeless	Masked
Migrant	Masked
Military	Masked

Science Performance Levels

The percentage of students at each performance level.

Each student's science assessment places them into one of four performance levels:

Grades 3-8 & 11

- PL1 = Novice
- PL2 = Nearing Proficiency
- PL3 = Proficient
- PL4 = Advanced

Data Coming in January 2025

Math Growth

The median growth of students in grades 4–8 in math compared to their peers who had similar scores on previous tests. Percentile ranges from 34–66 represent about a year's growth typical for the academic peer group.

	New Mexico	Albuquerque Aviation Academy
All	50th	46.5th
Male	50th	51st
Female	50th	37th
White	50th	41st
Hispanic	48th	43rd
Black	46th	Masked
Asian	58th	Masked
Native American	49th	Masked
Multiracial	Unavailable	Unavailable
Economically Disadvantaged	47th	38th
Students with Disabilities	43rd	50th
English Language Learners	46th	Masked
Foster	Unavailable	Unavailable
Homeless	45th	Unavailable
Migrant	50th	Unavailable
Military	58th	Unavailable

Reading Growth

The median growth of students in grades 4–8 in reading compared to their peers who had similar scores on previous tests. Percentile ranges from 34–66 represent about a year's growth typical for the academic peer group.

	New Mexico	Albuquerque Aviation Academy
All	50th	37th
Male	47th	35th
Female	52nd	40th
White	50th	34.5th
Hispanic	49th	37th
Black	48th	Masked
Asian	58.5th	Masked
Native American	50th	Masked
Multiracial	Unavailable	Unavailable
Economically Disadvantaged	47th	29th
Students with Disabilities	41st	31st
English Language Learners	47th	Masked
Foster	Unavailable	Unavailable
Homeless	48th	Unavailable
Migrant	47th	Unavailable
Military	56th	Unavailable

Graduation Growth

The annual change in the 4-year graduation rate over three years.

	New Mexico	Albuquerque Aviation Academy
All	-0.1%	-2.5%
Male	0.5%	-2.2%
Female	-0.6%	Masked
White	-0.7%	2.4%
Hispanic	0.0%	-10.5%
Black	-2.5%	Masked
Asian	-0.6%	Masked
Native American	1.6%	Masked
Multiracial	2.0%	Masked
Economically Disadvantaged	1.8%	Masked
Students with Disabilities	0.3%	Masked
English Language Learners	0.1%	Masked
Foster	-1.7%	Masked
Homeless	0.3%	Masked
Migrant	4.8%	Masked
Military	-1.1%	Masked

Four Year Graduation Rate

Four-year adjusted cohort rate for the Class of 2023.

	New Mexico	Albuquerque Aviation Academy
All	76.7%	86.4%
Male	73.6%	86.0%
Female	79.9%	Masked

	New Mexico	Albuquerque Aviation Academy
White	79.1%	≥ 80.0%
Hispanic	76.1%	70.0%
Black	69.4%	Masked
Asian	88.1%	Masked
Native American	74.7%	Masked
Multiracial	78.5%	Masked
Economically Disadvantaged	69.7%	Masked
Students with Disabilities	68.5%	Masked
English Language Learners	74.9%	Masked
Foster	45.2%	Masked
Homeless	61.5%	Masked
Migrant	78.9%	Masked
Military	85.0%	Masked

Five Year Graduation Rate

Five-year adjusted cohort rate for the Class of 2022.

	New Mexico	Albuquerque Aviation Academy
All	79.8%	≥ 90.0%
Male	76.4%	≥ 90.0%
Female	83.4%	≥ 80.0%
White	82.0%	≥ 80.0%
Hispanic	79.5%	≥ 80.0%
Black	73.0%	Masked

	New Mexico	Albuquerque Aviation Academy
Asian	89.0%	Masked
Native American	77.4%	Masked
Economically Disadvantaged	74.3%	Masked
Students with Disabilities	73.8%	Masked
English Language Learners	79.9%	Masked
Foster	Masked	Masked
Homeless	62.5%	Masked
Migrant	70.7%	Masked
Military	91.1%	Masked

Six Year Graduation Rate

Six-year adjusted cohort rate for the Class of 2021.

	New Mexico	Albuquerque Aviation Academy
All	82.4%	88.2%
Male	79.0%	≥ 80.0%
Female	85.8%	87.0%
White	84.0%	≥ 80.0%
Hispanic	81.9%	≥ 80.0%
Black	78.4%	Masked
Asian	94.9%	Masked
Native American	80.4%	Masked
Multiracial	84.6%	Masked
Economically Disadvantaged	77.5%	≥ 80.0%

	New Mexico	Albuquerque Aviation Academy
Students with Disabilities	77.4%	Masked
English Language Learners	82.6%	Masked
Foster	Masked	Masked
Homeless	69.3%	Masked
Migrant	69.8%	Masked
Military	93.3%	Masked

English Learner Progress

English Learner Progress measures the percentage of students currently identified for EL services who are on track toward achieving English language proficiency within five years as measured by the ACCESS English language development assessment.

	New Mexico	Albuquerque Aviation Academy
All	17.5%	≤ 20.0%
Male	15.9%	≤ 20.0%
Female	19.5%	Masked
White	16.5%	Masked
Hispanic	17.2%	Masked
Black	19.7%	0.0%
Asian	31.5%	Masked
Native American	15.5%	0.0%
Multiracial	23.6%	Masked
Economically Disadvantaged	15.8%	Masked

New
MexicoAlbuquerque Aviation
Academy

Not Economically Disadvantaged	19.3%	Masked
Students with Disabilities	6.3%	Masked
Not Students with Disabilities	21.0%	≤ 20.0%
English Language Learners	17.6%	≤ 20.0%
Not English Language Learners	22.6%	0.0%
Homeless	14.1%	0.0%
Migrant	14.2%	0.0%
Military	25.2%	0.0%

English Language Development Proficiency

"Number and percentage of students currently identified for EL services who achieved proficiency on the ACCESS English language development assessment.

Data Coming in January 2025

Reading Assessment Exemptions

Number of recently arrived English learners exempted from state reading assessment.

Data Coming in January 2025

College & Career Readiness Participation

College & Career Readiness shows the percentage of high school students who have participated in college and career courses.

Please note that systemic data collection issues of College and Career Readiness (CCR) Participation were reported for this accountability year. The data gathered and displayed for this indicator is required by ESSA to be reported by the state, but it may underrepresent actual student CCR participation.

	New Mexico	Albuquerque Aviation Academy
All	53.6%	41.7%
Male	50.4%	36.5%
Female	56.9%	67.9%
White	64.2%	38.2%
Hispanic	48.5%	50.6%
Black	46.6%	0.0%
Asian	66.2%	Unavailable
Native American	60.3%	Unavailable
Multiracial	56.8%	Unavailable
Economically Disadvantaged	47.6%	0.0%
Students with Disabilities	40.4%	54.2%
English Language Learners	45.8%	17.6%
Foster	43.6%	Masked
Homeless	46.6%	Unavailable
Migrant	34.4%	Unavailable
Military	53.0%	Unavailable

College & Career Readiness Success

College & Career Readiness shows the percentage of high school students who have participated in and achieved a passing grade in college and career courses.

	New Mexico	Albuquerque Aviation Academy
All	95.6%	100.0%
Male	94.7%	100.0%
Female	96.4%	100.0%
White	96.6%	100.0%
Hispanic	94.6%	100.0%
Black	91.5%	Unavailable
Asian	97.7%	Unavailable
Native American	98.5%	Unavailable
Multiracial	97.2%	Unavailable
Economically Disadvantaged	95.1%	Unavailable
Students with Disabilities	90.3%	100.0%
English Language Learners	95.7%	100.0%
Foster	85.7%	Masked
Homeless	92.2%	Unavailable
Migrant	98.2%	Unavailable
Military	92.1%	Unavailable

Regular Attendance

“Regular attendance measures the percentage of students who were present more than 90% of enrolled school days.

	New Mexico	Albuquerque Aviation Academy
All	66.1%	86.4%
Male	66.1%	87.8%
Female	66.0%	83.7%
White	66.4%	85.7%
Hispanic	64.0%	81.6%
Black	62.9%	Masked
Asian	76.4%	Masked
Native American	59.5%	Masked
Multiracial	66.0%	≥ 90.0%
Economically Disadvantaged	56.5%	76.2%
Not Economically Disadvantaged	73.5%	89.2%
Students with Disabilities	59.4%	81.5%
Not Students with Disabilities	67.6%	87.5%
English Language Learners	59.8%	≥ 80.0%
Not English Language Learners	64.4%	86.5%
Homeless	49.2%	Masked
Migrant	62.1%	Masked
Military	81.0%	Masked

Post-Secondary Enrollment

Postsecondary enrollment rates of New Mexico high school graduates in public or private institutions.

Data Coming in January 2025

Educator Qualifications

Educator Qualifications depicts the percentage of educators that are teaching with an emergency/provisional credential, the percentage of educators teaching outside of their subject area, and the percentage of experienced teachers, where experienced is defined as teaching more than 5 years.

These metrics are further broken down by school poverty level, where “high poverty level” is defined as schools with 75% or greater Free Reduced Lunch (FRL) status and “low poverty level” is defined as 25% or less Free Reduced Lunch (FRL) status.

Data Coming in January 2025

Per-Pupil Expenditures

Per-pupil expenditures of Federal, State, and local funds, including actual personnel expenditures and actual nonpersonnel expenditures of Federal, State, and local funds, disaggregated by source of funds, for each local educational agency and each school in the State for the preceding fiscal year.

Data Coming in January 2025

School Climate

The U.S. Department of Education requires states to report data from the Civil Rights Data Collection (CRDC) for SY 2022-2023. The CRDC is a comprehensive survey conducted by the [Office of Civil Rights \(OCR\)](#); it gathers data from public schools and districts across the country to ensure equal access and to enforce civil rights laws. The downloadable files include data submitted by New Mexico schools.

[View the Civil Rights Data Set](#)

Alternate Assessment Participation

Number and percentage of students in grades 3-8 and 11 with the most significant cognitive disabilities that take an alternative form of assessment.

Data Coming in January 2025

Early Literacy Assessment Results

Percentage of students proficient on the Istation early literacy assessment. Data is only reported for students in grades K-2. For schools that enroll students in grade 3 or higher, this data is not included in the calculations for their school designation.

New Mexico

All	34.6%
Male	34.0%
Female	35.5%
White	36.0%
Hispanic	31.1%
Black	31.6%
Asian	49.3%
Native American	24.9%
Multiracial	39.9%
Economically Disadvantaged	26.4%
Students with Disabilities	17.7%
English Language Learners	21.0%
Homeless	20.3%
Migrant	15.5%
Military	50.9%

NM VISTAS REPORT FOR

[Print](#)

Albuquerque Aviation Academy

SCHOOL YEAR

2023-2024

TOTAL ENROLLMENT

305

GRADES SERVED

6TH - 12TH

DISTRICT

ALBUQUERQUE AVIATION ACADEMY

ESSA SCHOOL DESIGNATION

SPOTLIGHT

School Score for Albuquerque Aviation Academy

The school score helps families and communities identify schools that are doing well, schools that need the most support to improve, and schools that are in-between. The score is based on multiple quantitative measures of student success, academic performance, graduation rates for high schools, progress for English Learners, student attendance, and other measures of school quality and student success. Stakeholders across New Mexico communities provided input on the selection of the measures used to rate schools. The measures utilized for this specific school can be further reviewed using the dashboard below.

School Distinctions



Math Proficiency

The percentage of students whose ability in math is at the expected level, or higher, for the student's grade.

Students in 3rd through 8th and 11th grade are assessed in math. Students in grades 3–8 take the NM Measures of Student Success & Achievement (NM-MSSA) or Dynamic Learning Maps (DLM). Students in grade 11 take the SAT or DLM.

The math proficiency rate may be adjusted by the number of students who participated in the assessment.

	New Mexico	Albuquerque Aviation Academy
All	23.1%	27.2%
Male	25.0%	30.3%
Female	21.2%	20.4%
White	24.0%	32.1%
Hispanic	18.8%	20.9%

New
MexicoAlbuquerque Aviation
Academy

Black	17.2%	Masked
Asian	44.2%	Masked
Native American	12.8%	Masked
Multiracial	29.7%	37.5%
Economically Disadvantaged	14.7%	14.3%
Not Economically Disadvantaged	29.9%	30.5%
Students with Disabilities	7.5%	14.3%
Not Students with Disabilities	26.9%	29.4%
English Language Learners	10.1%	≤ 20.0%
Not English Language Learners	25.5%	28.9%
Homeless	9.8%	Masked
Migrant	11.3%	Masked
Military	42.7%	Masked

Math Participation

The percentage of students who participated in the state math assessment in grades 3-8, and grade 11.

	Participation
All	95.0%
Male	96.0%
Female	95.0%
White	≥ 95.0%

Participation

Hispanic	≥ 95.0%
Black	Masked
Asian	Masked
Native American	Masked
Multiracial	≥ 80.0%
Economically Disadvantaged	≥ 90.0%
Not Economically Disadvantaged	96.0%
Students with Disabilities	90.0%
Not Students with Disabilities	96.0%
English Language Learners	≥ 80.0%
Not English Language Learners	96.0%
Homeless	Masked
Migrant	Masked
Military	Masked

Math Performance Levels

The percentage of students at each performance level.

Each student's math assessment places them into one of four performance levels:

Grades 3–8:

- PL1 = Novice
- PL2 = Nearing Proficiency
- PL3 = Proficient
- PL4 = Advanced

Grade 11:

- PL1 = Well Below State Expectations
- PL2 = Below State Expectations
- PL3 = At State Expectations
- PL4 = Above State Expectations

Data Coming in January 2025

Reading Proficiency

The percentage of students whose ability in reading is at the expected level, or higher, for the student's grade.

Students in 3rd through 8th and 11th grade are assessed in reading. Students in grades 3-8 take the NM Measures of Student Success & Achievement (NM-MSSA) or Dynamic Learning Maps (DLM). Students in grade 11 take the SAT or DLM.

For schools that do not enroll students in grade 3 or higher, students take the Istation ISIP Early Reading assessment.

The reading proficiency rate may be adjusted by the number of students who participated in the assessment.

	New Mexico	Albuquerque Aviation Academy
All	38.9%	58.6%
Male	36.1%	57.8%
Female	41.9%	59.3%
White	40.5%	59.0%
Hispanic	34.7%	49.5%
Black	35.7%	Masked
Asian	56.4%	Masked

	New Mexico	Albuquerque Aviation Academy
Native American	25.3%	Masked
Multiracial	46.5%	75.0%
Economically Disadvantaged	29.1%	40.0%
Not Economically Disadvantaged	46.7%	63.3%
Students with Disabilities	13.0%	21.4%
Not Students with Disabilities	45.2%	65.4%
English Language Learners	18.9%	27.3%
Not English Language Learners	43.3%	60.5%
Homeless	20.3%	Masked
Migrant	14.6%	Masked
Military	59.4%	Masked

Reading Participation

The percentage of students in grades 3-8 and 11 who participated in the state reading assessment. For schools that do not enroll students in grade 3 or higher, the percentage of students who participated in the state early literacy assessment.

	Participation
All	95.0%
Male	96.0%
Female	95.0%
White	≥ 95.0%
Hispanic	≥ 95.0%

Participation

Black	Masked
Asian	Masked
Native American	Masked
Multiracial	≥ 80.0%
Economically Disadvantaged	≥ 90.0%
Not Economically Disadvantaged	96.0%
Students with Disabilities	90.0%
Not Students with Disabilities	96.0%
English Language Learners	≥ 80.0%
Not English Language Learners	96.0%
Homeless	Masked
Migrant	Masked
Military	Masked

Reading Performance Levels

The percentage of students at each performance level.

Each student's reading assessment places them into one of four performance levels:

Grades 3-8:

- PL1 = Novice
- PL2 = Nearing Proficiency
- PL3 = Proficient
- PL4 = Advanced

Grade 11:

- PL1 = Well Below State Expectations

- PL2 = Below State Expectations
- PL3 = At State Expectations
- PL4 = Above State Expectations

Data Coming in January 2025

Science Proficiency

The science proficiency rate measures the percentage of students who are performing at the expected level, or higher, for the student's grade.

Students in grades 5, 8, and 11 are assessed in science. Students take the NM Assessment of Science Readiness (NM-ASR) or Dynamic Learning Maps (DLM).

The science proficiency rate may be adjusted by the number of students who participated in the assessment.

	New Mexico	Albuquerque Aviation Academy
All	37.7%	61.0%
Male	39.4%	63.6%
Female	36.0%	53.6%
White	39.6%	75.8%
Hispanic	32.6%	50.0%
Black	30.8%	Masked
Asian	55.0%	Masked
Native American	24.2%	Masked
Multiracial	45.4%	Masked
Economically Disadvantaged	27.6%	40.0%

New
MexicoAlbuquerque Aviation
Academy

Not Economically Disadvantaged	45.2%	64.7%
Students with Disabilities	14.3%	≤ 20.0%
Not Students with Disabilities	42.8%	72.1%
English Language Learners	17.2%	Masked
Not English Language Learners	41.4%	61.8%
Homeless	20.3%	Masked
Migrant	21.7%	Masked
Military	61.9%	Masked

Science Participation

The percentage of students who participated in the state science assessment in grades 5, 8, & 11.

Participation

All	≥ 95.0%
Male	95.0%
Female	≥ 90.0%
White	≥ 90.0%
Hispanic	≥ 95.0%
Black	Masked
Asian	Masked
Native American	Masked
Multiracial	Masked

Participation

Economically Disadvantaged	$\geq 80.0\%$
Not Economically Disadvantaged	94.0%
Students with Disabilities	$\geq 80.0\%$
Not Students with Disabilities	$\geq 95.0\%$
English Language Learners	Masked
Not English Language Learners	$\geq 95.0\%$
Homeless	Masked
Migrant	Masked
Military	Masked

Science Performance Levels

The percentage of students at each performance level.

Each student's science assessment places them into one of four performance levels:

Grades 3-8 & 11

- PL1 = Novice
- PL2 = Nearing Proficiency
- PL3 = Proficient
- PL4 = Advanced

Data Coming in January 2025

Math Growth

The median growth of students in grades 4–8 in math compared to their peers who had similar scores on previous tests. Percentile ranges from 34–66 represent about a year's growth typical for the academic peer group.

	New Mexico	Albuquerque Aviation Academy
All	50th	46.5th
Male	50th	51st
Female	50th	37th
White	50th	41st
Hispanic	48th	43rd
Black	46th	Masked
Asian	58th	Masked
Native American	49th	Masked
Multiracial	Unavailable	Unavailable
Economically Disadvantaged	47th	38th
Students with Disabilities	43rd	50th
English Language Learners	46th	Masked
Foster	Unavailable	Unavailable
Homeless	45th	Unavailable
Migrant	50th	Unavailable
Military	58th	Unavailable

Reading Growth

The median growth of students in grades 4–8 in reading compared to their peers who had similar scores on previous tests. Percentile ranges from 34–66 represent about a year's growth typical for the academic peer group.

	New Mexico	Albuquerque Aviation Academy
All	50th	37th
Male	47th	35th
Female	52nd	40th
White	50th	34.5th
Hispanic	49th	37th
Black	48th	Masked
Asian	58.5th	Masked
Native American	50th	Masked
Multiracial	Unavailable	Unavailable
Economically Disadvantaged	47th	29th
Students with Disabilities	41st	31st
English Language Learners	47th	Masked
Foster	Unavailable	Unavailable
Homeless	48th	Unavailable
Migrant	47th	Unavailable
Military	56th	Unavailable

Graduation Growth

The annual change in the 4-year graduation rate over three years.

	New Mexico	Albuquerque Aviation Academy
All	-0.1%	4.0%
Male	0.5%	1.9%
Female	-0.6%	Masked
White	-0.7%	3.0%
Hispanic	0.0%	-2.0%
Black	-2.5%	Masked
Asian	-0.6%	Masked
Native American	1.6%	Masked
Multiracial	2.0%	Masked
Economically Disadvantaged	1.8%	Masked
Students with Disabilities	0.3%	Masked
English Language Learners	0.1%	Masked
Foster	-1.7%	Masked
Homeless	0.3%	Masked
Migrant	4.8%	Masked
Military	-1.1%	Masked

Four Year Graduation Rate

Four-year adjusted cohort rate for the Class of 2023.

	New Mexico	Albuquerque Aviation Academy
All	76.7%	86.4%
Male	73.6%	86.0%
Female	79.9%	Masked

	New Mexico	Albuquerque Aviation Academy
White	79.1%	≥ 80.0%
Hispanic	76.1%	70.0%
Black	69.4%	Masked
Asian	88.1%	Masked
Native American	74.7%	Masked
Multiracial	78.5%	Masked
Economically Disadvantaged	69.7%	Masked
Students with Disabilities	68.5%	Masked
English Language Learners	74.9%	Masked
Foster	45.2%	Masked
Homeless	61.5%	Masked
Migrant	78.9%	Masked
Military	85.0%	Masked

Five Year Graduation Rate

Five-year adjusted cohort rate for the Class of 2022.

	New Mexico	Albuquerque Aviation Academy
All	79.8%	≥ 90.0%
Male	76.4%	≥ 90.0%
Female	83.4%	≥ 80.0%
White	82.0%	≥ 80.0%
Hispanic	79.5%	≥ 80.0%
Black	73.0%	Masked

	New Mexico	Albuquerque Aviation Academy
Asian	89.0%	Masked
Native American	77.4%	Masked
Economically Disadvantaged	74.3%	Masked
Students with Disabilities	73.8%	Masked
English Language Learners	79.9%	Masked
Foster	Masked	Masked
Homeless	62.5%	Masked
Migrant	70.7%	Masked
Military	91.1%	Masked

Six Year Graduation Rate

Six-year adjusted cohort rate for the Class of 2021.

	New Mexico	Albuquerque Aviation Academy
All	82.4%	88.2%
Male	79.0%	≥ 80.0%
Female	85.8%	87.0%
White	84.0%	≥ 80.0%
Hispanic	81.9%	≥ 80.0%
Black	78.4%	Masked
Asian	94.9%	Masked
Native American	80.4%	Masked
Multiracial	84.6%	Masked
Economically Disadvantaged	77.5%	≥ 80.0%

New Mexico Albuquerque Aviation Academy

Students with Disabilities	77.4%	Masked
English Language Learners	82.6%	Masked
Foster	Masked	Masked
Homeless	69.3%	Masked
Migrant	69.8%	Masked
Military	93.3%	Masked

English Learner Progress

English Learner Progress measures the percentage of students currently identified for EL services who are on track toward achieving English language proficiency within five years as measured by the ACCESS English language development assessment.

	New Mexico	Albuquerque Aviation Academy
All	17.5%	≤ 20.0%
Male	15.9%	≤ 20.0%
Female	19.5%	Masked
White	16.5%	Masked
Hispanic	17.2%	Masked
Black	19.7%	0.0%
Asian	31.5%	Masked
Native American	15.5%	0.0%
Multiracial	23.6%	Masked
Economically Disadvantaged	15.8%	Masked

New
MexicoAlbuquerque Aviation
Academy

Not Economically Disadvantaged	19.3%	Masked
Students with Disabilities	6.3%	Masked
Not Students with Disabilities	21.0%	≤ 20.0%
English Language Learners	17.6%	≤ 20.0%
Not English Language Learners	22.6%	0.0%
Homeless	14.1%	0.0%
Migrant	14.2%	0.0%
Military	25.2%	0.0%

English Language Development Proficiency

"Number and percentage of students currently identified for EL services who achieved proficiency on the ACCESS English language development assessment.

Data Coming in January 2025

Reading Assessment Exemptions

Number of recently arrived English learners exempted from state reading assessment.

Data Coming in January 2025

College & Career Readiness Participation

College & Career Readiness shows the percentage of high school students who have participated in college and career courses.

Please note that systemic data collection issues of College and Career Readiness (CCR) Participation were reported for this accountability year. The data gathered and displayed for this indicator is required by ESSA to be reported by the state, but it may underrepresent actual student CCR participation.

	New Mexico	Albuquerque Aviation Academy
All	53.6%	41.7%
Male	50.4%	36.5%
Female	56.9%	67.9%
White	64.2%	38.2%
Hispanic	48.5%	50.6%
Black	46.6%	0.0%
Asian	66.2%	Unavailable
Native American	60.3%	Unavailable
Multiracial	56.8%	Unavailable
Economically Disadvantaged	47.6%	0.0%
Students with Disabilities	40.4%	54.2%
English Language Learners	45.8%	17.6%
Foster	43.6%	Masked
Homeless	46.6%	Unavailable
Migrant	34.4%	Unavailable
Military	53.0%	Unavailable

College & Career Readiness Success

College & Career Readiness shows the percentage of high school students who have participated in and achieved a passing grade in college and career courses.

	New Mexico	Albuquerque Aviation Academy
All	95.6%	100.0%
Male	94.7%	100.0%
Female	96.4%	100.0%
White	96.6%	100.0%
Hispanic	94.6%	100.0%
Black	91.5%	Unavailable
Asian	97.7%	Unavailable
Native American	98.5%	Unavailable
Multiracial	97.2%	Unavailable
Economically Disadvantaged	95.1%	Unavailable
Students with Disabilities	90.3%	100.0%
English Language Learners	95.7%	100.0%
Foster	85.7%	Masked
Homeless	92.2%	Unavailable
Migrant	98.2%	Unavailable
Military	92.1%	Unavailable

Regular Attendance

"Regular attendance measures the percentage of students who were present more than 90% of enrolled school days.

	New Mexico	Albuquerque Aviation Academy
All	66.1%	86.4%
Male	66.1%	87.8%
Female	66.0%	83.7%
White	66.4%	85.7%
Hispanic	64.0%	81.6%
Black	62.9%	Masked
Asian	76.4%	Masked
Native American	59.5%	Masked
Multiracial	66.0%	≥ 90.0%
Economically Disadvantaged	56.5%	76.2%
Not Economically Disadvantaged	73.5%	89.2%
Students with Disabilities	59.4%	81.5%
Not Students with Disabilities	67.6%	87.5%
English Language Learners	59.8%	≥ 80.0%
Not English Language Learners	64.4%	86.5%
Homeless	49.2%	Masked
Migrant	62.1%	Masked
Military	81.0%	Masked

Educator Qualifications

Educator Qualifications depicts the percentage of educators that are teaching with an emergency/provisional credential, the percentage of educators teaching outside of their subject area, and the percentage of experienced teachers, where experienced is defined as teaching more than 5 years.

These metrics are further broken down by school poverty level, where “high poverty level” is defined as schools with 75% or greater Free Reduced Lunch (FRL) status and “low poverty level” is defined as 25% or less Free Reduced Lunch (FRL) status.

Data Coming in January 2025

Per-Pupil Expenditures

Per-pupil expenditures of Federal, State, and local funds, including actual personnel expenditures and actual nonpersonnel expenditures of Federal, State, and local funds, disaggregated by source of funds, for each local educational agency and each school in the State for the preceding fiscal year.

Data Coming in January 2025

School Climate

The U.S. Department of Education requires states to report data from the Civil Rights Data Collection (CRDC) for SY 2022-2023. The CRDC is a comprehensive survey conducted by the [Office of Civil Rights \(OCR\)](#); it gathers data from public schools and districts across the country to ensure equal access and to enforce civil rights laws. The downloadable files include data submitted by New Mexico schools.

[View the Civil Rights Data Set](#)

Alternate Assessment Participation

Number and percentage of students in grades 3-8 and 11 with the most significant cognitive disabilities that take an alternative form of assessment.

Data Coming in January 2025

Early Literacy Assessment Results

Percentage of students proficient on the Istation early literacy assessment. Data is only reported for students in grades K-2. For schools that enroll students in grade 3 or higher, this data is not included in the calculations for their school designation.

	New Mexico
All	34.6%
Male	34.0%
Female	35.5%
White	36.0%
Hispanic	31.1%
Black	31.6%
Asian	49.3%
Native American	24.9%
Multiracial	39.9%

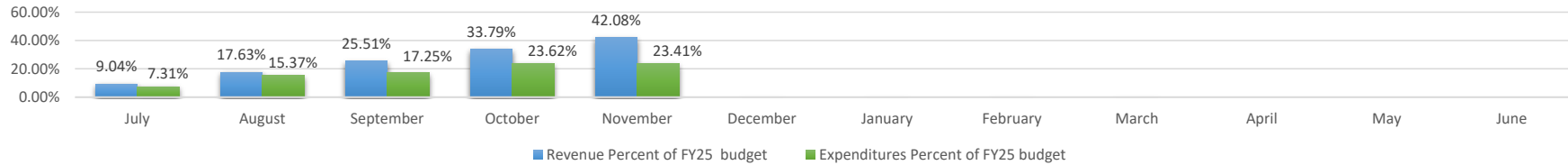
New Mexico

Economically Disadvantaged	26.4%
Students with Disabilities	17.7%
English Language Learners	21.0%
Homeless	20.3%
Migrant	15.5%
Military	50.9%



Finance Summary as of November 30, 2024

Operational Revenue vs. Expenditures



AA Academy received 42.08% of budgeted Operational revenue & expended 23.41% of thru November 2024.

Bank Reconciliation:

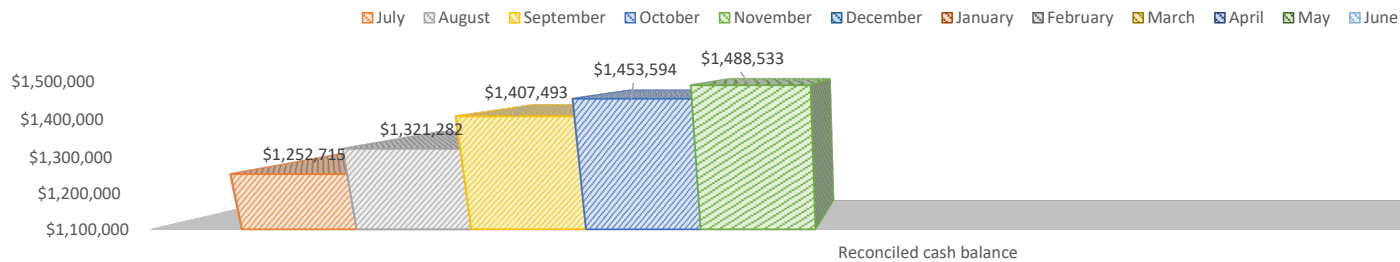
➤ November 2024

- Reconciled cash balance at month end was \$1,587,736.74
- Outstanding items total \$2,289.10
- Expenditures exceeded Revenues by \$31,459.89 in November

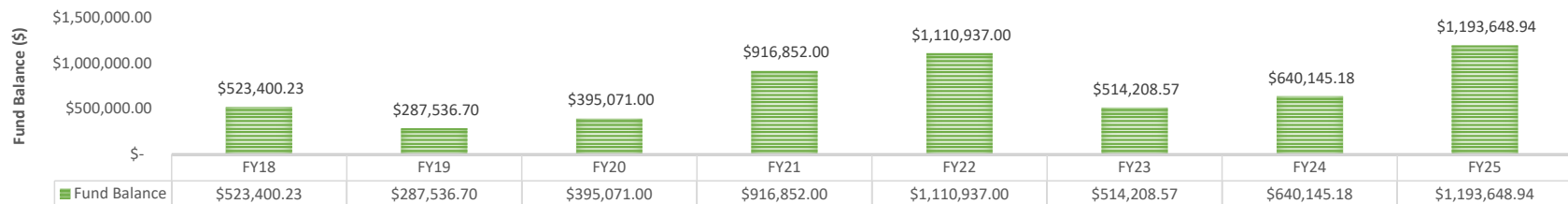
BARS for Approval:

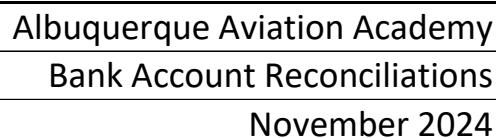
2425-24101-0012-I
2425-31200-0014-IB

FY25 OPERATIONAL CASH BALANCE



HISTORICAL OPERATIONAL FUND BALANCE



[illegible]

ALBUQUERQUE AVIATION ACADEMY					
Bank	Account Number				
Operating	#7515				
Date	Number	Payee/From	Deposit	Withdrawal	Description
11/1/2024		First Financial Group of America		\$ 1,619.22	October FFGA services
11/1/2024		New Mexico Retiree Health Care Authority		\$ 4,355.08	October RHC payment
11/1/2024		New Mexico Taxation & Revenue Department		\$ 4,333.07	October State Taxes
11/1/2024		NM Public Schools Insurance Authority		\$ 21,202.28	Dec. NMPSIA
11/1/2024	00026480	BANKCARD MTHLY FEES241031		\$ 105.20	Bank Credit Card Fees
11/1/2024	00026481	October 2024 Bank Fee		\$ 108.50	Bank Fees
11/5/2024	CR11-01	Rio Grand Archery Tournament/Basketball Fee	\$ 231.00		
11/8/2024	CR11-02	KRL Vending Commissions	\$ 147.02		
11/8/2024	CR11-03	November SEG	\$ 319,434.95		
11/8/2024	CR11-04	Basketball Games/ Restitution Check	\$ 162.75		
11/12/2024	CR11-05	Basketball Game	\$ 23.00		
11/13/2024		Internal Revenue Service		\$ 15,985.07	Federal Taxes FY25 PP09
11/13/2024		NUSENDA FCU		\$ 46,789.81	Payroll FY25 PP09
11/14/2024	00026562	Lost check #6469 CNM Bookstore and STOP Payment FEE.	\$ 516.50		
11/15/2024		ABCWUA		\$ 1,653.50	Water, Waste & Recycle at 6441 Ventana Rd
11/15/2024		Amazon Capital Services		\$ 1,254.98	Supplies for classrooms and front Office
11/15/2024		Clearly Clean Janitorial Services LLC.		\$ 5,684.04	Monthly Janitorial Service at 6441 Ventana
11/15/2024		CliftonLarsonAllen LLP		\$ 14,529.38	Clifton Allan Auditors
11/15/2024		EM3 Networks		\$ 742.06	Montly Internet
11/15/2024		New Mexico Gas Company		\$ 253.36	Gas services at 6441 Ventana Rd NW
11/15/2024	00026653	Adjustment for Clearly Clean ePay (PO 25-033) to match payments.		\$ 0.11	An adjutment for janitorial sevices
11/15/2024	6540	ACES Association of Charter Schools Education Services		\$ 30,180.31	Ancillary sevices/Landscaping/JMP Special education/ JMP NOVA state reporting/ LDD Tech Services
11/15/2024	6541	Amanda Catanzaro		\$ 338.00	Teacher professional devolpment
11/15/2024	6542	Brady Industries of New Mexico LLC		\$ 321.32	Janitorial Supplies
11/15/2024	6543	Cooperative Educational Services		\$ 431.81	Ancillary services
11/15/2024	6544	CNM (Included)		\$ 1,872.00	Books for Students VNM classes
11/15/2024	6545	Elite Sportswear, L.P.		\$ 3,236.78	Cherleading uniforms
11/15/2024	6546	Gardenswartz Team Sales		\$ 1,792.00	Girls basketball uniforms
11/15/2024	6547	Matthew Dixon		\$ 389.90	Supplies for student council Activites
11/15/2024	6548	New Mexico Association of Elementary School Principals		\$ 970.00	Amanda Catanzaro and Bridget Barrett conference
11/15/2024	6549	North American Rescue Holdings LLC		\$ 378.00	Medical supplies stop the bleed.
11/15/2024	CR11-06AB	Sandoval County Property Tax	\$ 142.92		
11/20/2024	6550	Aaron Coles		\$ 7,625.00	Drift Net Security system
11/20/2024	CR11-07	Bernalillo County Property Tax Dist.	\$ 522.85		
11/21/2024		Internal Revenue Service		\$ 15,751.53	Federal Taxes FY25 PP10
11/21/2024		NUSENDA FCU		\$ 46,269.63	Payroll FY25 PP10
11/21/2024	CR11-08	Chromebook	\$ 100.00		
11/21/2024	CR11-09	Chromebook/ girl Basketball fee	\$ 200.00		
11/22/2024		Canon Financial Services, Inc.		\$ 1,956.09	Monthly Copiers Lease Payment
11/22/2024		First Financial Group of America		\$ 1,619.22	November FFGA services
11/22/2024		Herrera Coaches, Inc.		\$ 31,368.60	Bus services
11/22/2024		New Mexico Retiree Health Care Authority		\$ 4,379.86	November RHC payment
11/22/2024		New Mexico Taxation & Revenue Department		\$ 4,372.65	November State Taxes
11/22/2024		NM Educational Retirement Board		\$ 42,119.81	November ERB
11/22/2024		Public Service Company of New Mexico		\$ 1,951.10	Electricity Service at 6441 Ventana Rd
11/22/2024		RM SAMS LLC		\$ 61,605.88	Monthly LPA Payment
11/22/2024	6551	NM Child Support Enforcement Division		\$ 180.00	Employee Deduction
11/22/2024	6552	Brady Industries of New Mexico LLC		\$ 202.63	Janitorial Supplies
11/22/2024	6553	Cooperative Educational Services		\$ 9,882.77	Ancillary Services
11/22/2024	6554	Cuddy & McCarthy, LLP		\$ 262.35	Legal Services
11/22/2024	CR11-10	Basketball Fee	\$ 100.00		
11/25/2024	CR11-11	Chromebook	\$ 100.00		
11/26/2024	00026601	BANKCARD PCI NON COMPLY112524		\$ 52.95	Bank Credit Card Fees
11/26/2024	CR11-12	Title I	\$ 5,669.66		
11/27/2024	CR11-13	Transportation NOV	\$ 28,517.00		
11/30/2024	CR11-14	Dividend Income - Operating	\$ 792.76		
Sub Total			\$ 356,660.41	\$ 388,125.85	
Bank	Account Number				
Nusenda Savings	37627515				
Date	Number	Payee/From	Deposit	Withdrawal	
11/30/2024	CR11-15	Dividend Income - Savings	\$5.55		
Sub Total			\$5.55		
Grand Total			\$356,665.96	\$388,125.85	

Must submit backup for all BARs,
except transfers of funds for SEG or
direct grants

STATE OF NEW MEXICO
PUBLIC EDUCATION DEPARTMENT
300 Don Gaspar Santa Fe, NM 87501-2786
Budget Adjustment Request

Doc. ID: 544-000-2425-0012-I

Fund Type: Flowthrough

Adjustment Type: Increase

Fiscal Year: 2024-2025

Entity Name: SW Aeronautics Mathematics & Science

Adjustment Changes Intent/Scope of Program Yes or No?: No

Contact: Sean Fry, Business Manager

Total Approved Budget (Flowthrough):

Phone: 505-242-6640 x2501

Email: sean.fry@abqca.org

FLOWTHROUGH ONLY

Budget Period: 07/01/2024

To: 06/30/2025

A. Approved Carryover:

B. Total Current Year Allocation:

D. Total Funding Available:

Revenue 24101.0000.44504 \$8,976.00

Fund	Function	Object	Program	Location	Job Class	Present Budget	Adj Amt Exp	Adj Budget	ADD'L FTE
24101 Title I Part A - ESEA	1000 Instruction	51100 Salaries Expense	1010 Regular Education (PreK-12) Programs	544001 Sw Aeronautics Mathematics and Science Academy	1711 Instructional Assistants - Grades 1-12	\$36,443.00	\$6,965.93	\$43,408.93	0.21
24101 Title I Part A - ESEA	1000 Instruction	52111 Educational Retirement	1010 Regular Education (PreK-12) Programs	544001 Sw Aeronautics Mathematics and Science Academy	1711 Instructional Assistants - Grades 1-12	\$6,614.00	\$1,264.33	\$7,878.33	
24101 Title I Part A - ESEA	1000 Instruction	52112 ERA - Retiree Health	1010 Regular Education (PreK-12) Programs	544001 Sw Aeronautics Mathematics and Science Academy	1711 Instructional Assistants - Grades 1-12	\$729.00	\$139.34	\$868.34	
24101 Title I Part A - ESEA	1000 Instruction	52210 FICA Payments	1010 Regular Education (PreK-12) Programs	544001 Sw Aeronautics Mathematics and Science Academy	1711 Instructional Assistants - Grades 1-12	\$2,259.00	\$431.87	\$2,690.87	
24101 Title I Part A - ESEA	1000 Instruction	52220 Medicare Payments	1010 Regular Education (PreK-12) Programs	544001 Sw Aeronautics Mathematics and Science Academy	1711 Instructional Assistants - Grades 1-12	\$528.00	\$101.01	\$629.01	
24101 Title I Part A - ESEA	1000 Instruction	52312 Life	1010 Regular Education (PreK-12) Programs	544001 Sw Aeronautics Mathematics and Science Academy	1711 Instructional Assistants - Grades 1-12	\$77.00	\$14.41	\$91.41	
24101 Title I Part A - ESEA	1000 Instruction	52315 Disability	1010 Regular Education (PreK-12) Programs	544001 Sw Aeronautics Mathematics and Science Academy	1711 Instructional Assistants - Grades 1-12	\$8.00	\$32.32	\$40.32	
24101 Title I Part A - ESEA	1000 Instruction	52500 Unemployment Compensation	1010 Regular Education (PreK-12) Programs	544001 Sw Aeronautics Mathematics and Science Academy	1711 Instructional Assistants - Grades 1-12	\$127.00	\$22.96	\$149.96	
24101 Title I Part A - ESEA	1000 Instruction	52720 Workers Compensation Employer's Fee	1010 Regular Education (PreK-12) Programs	544001 Sw Aeronautics Mathematics and Science Academy	1711 Instructional Assistants - Grades 1-12	\$11.00	\$3.83	\$14.83	
Sub Total							\$8,976.00		0.21
Indirect Cost									
DOC. TOTAL							\$8,976.00		

Justification:

Received Final FY24 allocation award and table. SDF.

Compliance with Sections 10-15-1 and 22-8-12, NMSA, 1978 Compilation:

Must submit backup for all BARs,
except transfers of funds for SEG or
direct grants

STATE OF NEW MEXICO
PUBLIC EDUCATION DEPARTMENT
300 Don Gaspar Santa Fe, NM 87501-2786
Budget Adjustment Request

Doc. ID: 544-000-2425-0014-IB
Fund Type: General Fund / Capital
Outlay / Debt Service
Adjustment Type: Initial Budget

Fiscal Year: 2024-2025
Adjustment Changes Intent/Scope of Program Yes or No?: No
Total Approved Budget (Flowthrough):

Entity Name: SW Aeronautics Mathematics & Science
Contact: Sean Fry, Business Manager
Phone: 505-242-6640 x2501
Email: sean.fry@abqca.org

FLOWTHROUGH ONLY	
Budget Period: 2024-07-01	To: 2025-06-30
A. Approved Carryover:	
B. Total Current Year Allocation:	
D. Total Funding Available:	

Revenue 31200.0000.43209 \$248,350.00

Fund	Function	Object	Program	Location	Job Class	Present Budget	Adj Amt Exp	Adj Budget	ADD'L FTE
31200 Public School Capital Outlay	4000 Capital Outlay	54640 Rental - Lease To Purchase	0000 No Program	544001 Sw Aeronautics Mathematics and Science Academy	0000 No Job Class		\$248,350.00	\$248,350.00	
						Sub Total	\$248,350.00		
						Indirect Cost			
						DOC. TOTAL	\$248,350.00		

Justification:
Received FY25 PSCOC Award Letter. SDF.

Compliance with Sections 10-15-1 and 22-8-12, NMSA, 1978 Compilation:
A. The requested budget/changes were authorized at a scheduled Board of Education or Governance Council meeting open to the public on:
B. Justification for the transfer: Explanation such as "underbudgeted", "insufficient budget", or "needed to close out Project" ARE NOT ACCEPTABLE. Attach additional sheets if necessary.
ALL TRANSFER BARS MUST NET OUT TO ZERO ON THE DOC. TOTAL LINE.