



Gerald A. Smith Elementary

Explore the performance of Gerald A. Smith Elementary under California's Accountability System.


Chronic Absenteeism


Yellow


Suspension Rate


Green


English Learner Progress


Red

English Language Arts


Orange


Mathematics


Orange

Informational Purposes

Explore the following data elements presented for informational purposes only. These data are not used for accountability determinations.

Science


No Performance Color in 2024

School Details

NAME

Gerald A. Smith Elementary

ADDRESS

9551 Linden Avenue
Bloomington, CA 92316-1430

WEBSITE

<http://www.colton.k12.ca.us/s...>

GRADES SERVED

K-6

CHARTER

No

DASHBOARD ALTERNATIVE SCHOOLS STATUS

No

GERALD A. SMITH ELEMENTARY

Student Population

Explore information about this school's student population.

Enrollment

569

Socioeconomically Disadvantaged

88.8%

English Learners

28.5%

Foster Youth

0%


GERALD A. SMITH ELEMENTARY

Academic Performance

View Student Assessment Results and other aspects of school performance.

LEARN MORE

English Language Arts


Orange

46.4 points below standard

Declined 3.2 Points ▼


EQUITY REPORT

Number of Student Groups in Each Color

0	4	0	0	0
Red	Orange	Yellow	Green	Blue

LEARN MORE

Mathematics


Orange

62.6 points below standard

Maintained 0.8 Points


EQUITY REPORT

Number of Student Groups in Each Color

0	3	1	0	0
Red	Orange	Yellow	Green	Blue

LEARN MORE

English Learner Progress


Red

40.7% making progress

Declined 16.7% ▼

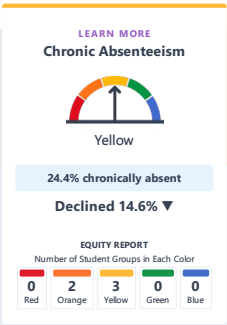
LONG-TERM ENGLISH LEARNER PROGRESS

0	0	0	0	0
Red	Orange	Yellow	Green	Blue

GERALD A. SMITH ELEMENTARY

Academic Engagement

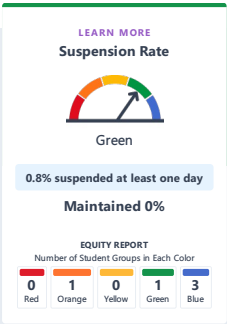
See information that shows how well schools are engaging students in their learning.



GERALD A. SMITH ELEMENTARY

Conditions & Climate

View data related to how well schools are providing a healthy, safe and welcoming environment.



GERALD A. SMITH ELEMENTARY

Informational Purposes

Explore the following data elements presented for informational purposes only. These data are not used for accountability determinations.

