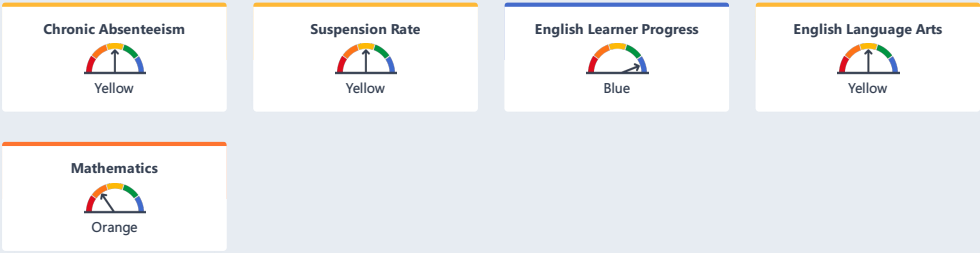


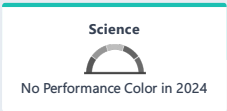
Mary B. Lewis Elementary

Explore the performance of Mary B. Lewis Elementary under California's Accountability System.



Informational Purposes

Explore the following data elements presented for informational purposes only. These data are not used for accountability determinations.



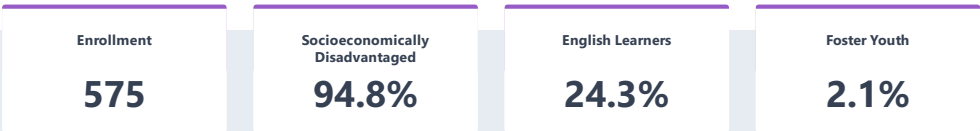
School Details

<div>NAME</div> Mary B. Lewis Elementary	<div>ADDRESS</div> 18040 San Bernardino Avenue Bloomington, CA 92316-1643	<div>WEBSITE</div> N/A	<div>GRADES SERVED</div> K-6
<div>CHARTER</div> No	<div>DASHBOARD ALTERNATIVE SCHOOLS STATUS</div> No		

MARY B. LEWIS ELEMENTARY

Student Population

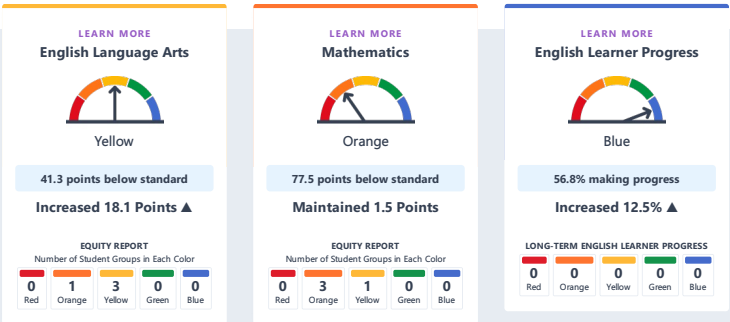
Explore information about this school's student population.



MARY B. LEWIS ELEMENTARY

Academic Performance

View Student Assessment Results and other aspects of school performance.



LEARN MORE

Mathematics



Orange

77.5 points below standard

Maintained 1.5 Points

EQUITY REPORT

Number of Student Groups in Each Color

0	3	1	0	0
Red	Orange	Yellow	Green	Blue

LEARN MORE

English Learner Progress



Blue

56.8% making progress

Increased 12.5% ▲

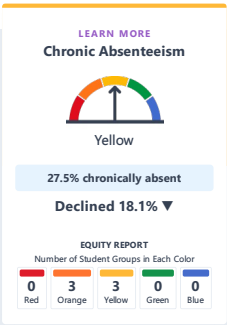
LONG-TERM ENGLISH LEARNER PROGRESS

0	0	0	0	0
Red	Orange	Yellow	Green	Blue

MARY B. LEWIS ELEMENTARY

Academic Engagement

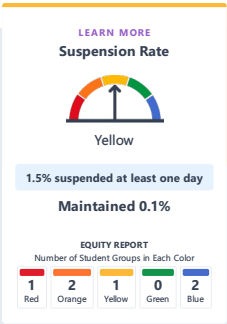
See information that shows how well schools are engaging students in their learning.



MARY B. LEWIS ELEMENTARY

Conditions & Climate

View data related to how well schools are providing a healthy, safe and welcoming environment.



MARY B. LEWIS ELEMENTARY

Informational Purposes

Explore the following data elements presented for informational purposes only. These data are not used for accountability determinations.

