

PROPOSED BUDGET



2024 - 2025



SAYVILLE PUBLIC SCHOOL DISTRICT

The logo is a circular emblem with a yellow background. The words "SAYVILLE" are arched across the top and "PUBLIC SCHOOLS" are arched across the bottom. In the center, there is a stylized figure of a person with arms raised, flanked by two five-pointed stars.

Board of Education

Thomas Cooley, President
Kelly Sack, Vice President
Dr. James Bertsch, Trustee
Carl Cangelosi, Trustee
Maureen Dolan, Trustee
Christine Sarni, Trustee

Central Administration

Marc Ferris, Ed.D., Superintendent of Schools
Rhonda L. Meserole, CPA., Assistant Superintendent for Business
**Amy DiMeola., Assistant Superintendent for Curriculum, Instruction & Staff
Development**
Peter Branscombe, Ed.D., Assistant Superintendent, Human Resources
Jillian Makris, Assistant Superintendent for Pupil Personnel Services

SAYVILLE PUBLIC SCHOOL DISTRICT SAYVILLE, NEW YORK

2024/25 PROPOSED BUDGET

TABLE OF CONTENTS

1. SCHOOL DISTRICT THREE-PART COMPONENT BUDGET
SAYVILLE PUBLIC LIBRARY BUDGET
SAYVILLE HISTORICAL SOCIETY BUDGET
2. SCHOOL DISTRICT REVENUE BUDGET
3. SCHOOL DISTRICT EXPENDITURES BUDGET
4. ADDENDUMS REQUIRED BY THE STATE EDUCATION DEPARTMENT:
 - A. ADMINISTRATIVE COMPENSATION INFORMATION
 - B. SCHOOL DISTRICT BUDGET NOTICE
 - C. PROPERTY TAX EXEMPTION REPORT
 - D. NEW YORK STATE SCHOOL REPORT CARDS:
 - Property Tax Report Card
 - Fiscal Transparency Reports
 - Academic Performance Reports

SAYVILLE PUBLIC SCHOOL DISTRICT
SAYVILLE, NEW YORK

2024 - 2025
THREE-PART COMPONENT BUDGET

SAYVILLE PUBLIC SCHOOLS PROPOSED 2024-2025 THREE - PART COMPONENT BUDGET SUMMARY

	2024-2025 PROPOSED BUDGET	2023-24 CURRENT BUDGET	Dollar Change	% Change
Administrative	9,981,027	9,378,822	602,205	6.42%
Program	76,698,186	75,598,106	1,100,080	1.46%
Capital	<u>19,349,418</u>	<u>17,071,963</u>	<u>2,277,455</u>	<u>13.34%</u>
Total	106,028,631	102,048,891	3,979,740	3.90%

EXPLANATION OF CODES

The budget codes used in budget preparation and presentation are based on the accounting system required of school districts as established by the Comptroller of the State of New York. Under this accounting system, the basic code number consists of divisions of digits. The first set of numbers is used to designate each function or program and each function is further distinguished by a second set of numbers which designate the type of service (object) rendered for that function.

Each of the functions is generally self-explanatory and refers to specific functions such as Curriculum Development, Principals' Offices, etc. Most functions are further modified by two or more types of service. The meaning for each of these types of service (object code) is as follows:

GROUP

-1000- Salaries

The compensation that is paid to full or part-time employees of the school district where there is an employer-employee relationship.

-2000- Equipment

This covers expenditures for the initial purchase or replacement of furniture and equipment. These are items which are of a permanent nature as opposed to supplies.

-4000- Other Expenses

These are items not provided for under the other categories and include such items as postage, advertisement, freight, business travel, equipment repairs, building repairs, transportation, fuel oil, site based teams and gas, and consultant services.

-4910- BOCES Services

All payments made to the Board of Cooperative Educational Services for any services provided by BOCES are included in this category.

-5000- Supplies

This includes the cost of instructional supplies and materials, textbooks, library books, periodicals, cleaning materials, etc. Supplies are defined as items of an expendable nature that are consumed or worn out with use.

-6000- Principal on Indebtedness

This code is used to designate principal payments on indebtedness.

-7000- Interest on Indebtedness

This code is used to designate interest payments on indebtedness.

-8000- Employee Benefits

This includes appropriations for the school district share of social security, Medicare, retirement, and various types of insurance for employee benefits.

SAYVILLE PUBLIC SCHOOLS

2024-25 Three-Part Component Budget

Account	Account Description	Component	Budget 2023-24yr	Proposed Budget 2024-25yr	Dollar Difference
Administrative Components:					
A 1010.4390-09-0000	Miscellaneous Expenses Districtwide	Administrative	9,000.00	9,000.00	0.00
A 1010.4450-09-0000	Travel Districtwide	Administrative	15,000.00	8,000.00	-7,000.00
A 1010.4460-09-0000	Postage Districtwide	Administrative	6,500.00	6,500.00	0.00
A 1010.5010-09-0000	Supplies and Materials Districtwide	Administrative	1,300.00	1,550.00	250.00
Board of Education			31,800.00	25,050.00	-6,750.00
A 1040.1600-98-0000	Salaries Non-cert. Salaries	Administrative	14,745.00	15,372.00	627.00
A 1040.4450-09-0000	Travel Districtwide	Administrative	600.00	600.00	0.00
A 1040.5010-09-0000	Supplies and Materials Districtwide	Administrative	350.00	350.00	0.00
District Clerk			15,695.00	16,322.00	627.00
A 1060.4390-09-0000	Voting Expenses Districtwide	Administrative	9,170.00	15,658.00	6,488.00
A 1060.4460-09-0000	Postage Districtwide	Administrative	3,300.00	3,300.00	0.00
A 1060.4480-09-0000	Rental Districtwide	Administrative	4,950.00	4,950.00	0.00
A 1060.4910-39-0000	BOCES Services Miscellaneous	Administrative	26,160.00	26,160.00	0.00
A 1060.5010-09-0000	Supplies and Materials Districtwide	Administrative	682.00	682.00	0.00
District Meetings			44,262.00	50,750.00	6,488.00
A 1240.1500-98-0000	Salaries Cert. Salaries	Administrative	265,200.00	270,531.00	5,331.00
A 1240.1502-98-0000	Compensated Car/Cell Phone Allowance	Administrative	6,000.00	7,200.00	1,200.00
A 1240.1590-98-0000	Sal. Cert. Other Salaries	Administrative	11,259.00	12,000.00	741.00
A 1240.1600-98-0000	Salaries Non-cert. Salaries	Administrative	87,669.00	91,453.00	3,784.00
A 1240.4390-09-0000	Meeting Expenses DW (Central)	Administrative	4,250.00	2,250.00	-2,000.00
A 1240.4450-09-0000	Travel Districtwide	Administrative	7,100.00	5,100.00	-2,000.00
A 1240.4510-09-0000	Dues/Fees Districtwide	Administrative	4,974.00	4,974.00	0.00
A 1240.5010-09-0000	Supplies and Materials Districtwide	Administrative	3,500.00	4,200.00	700.00
Superintendent's Office			389,952.00	397,708.00	7,756.00
A 1310.1500-98-0000	Salaries Cert. Salaries	Administrative	217,810.00	213,402.00	-4,408.00
A 1310.1502-98-0000	Compensated Car Allowance	Administrative	6,000.00	0.00	-6,000.00
A 1310.1590-98-0000	Sal. Cert. Other Salaries	Administrative	9,493.00	9,500.00	7.00
A 1310.1600-98-0000	Salaries Non-cert. Salaries	Administrative	696,264.00	745,653.68	49,389.68
A 1310.1630-98-0000	Sal. Non-cert. OT Salaries	Administrative	8,000.00	10,000.00	2,000.00
A 1310.1660-98-0000	Sal. Non-cert. Hrly Subs Salaries	Administrative	6,000.00	3,000.00	-3,000.00
A 1310.2410-09-0000	Equipment Districtwide	Administrative	2,000.00	2,000.00	0.00
A 1310.4390-09-0000	Miscellaneous Expenses Districtwide	Administrative	5,500.00	5,500.00	0.00
A 1310.4440-09-0000	Other Professional Service	Administrative	35,000.00	59,850.00	24,850.00
A 1310.4450-09-0000	Travel Districtwide	Administrative	2,000.00	2,000.00	0.00
A 1310.4460-09-0000	Postage Districtwide	Administrative	25,000.00	26,000.00	1,000.00
A 1310.4470-09-0000	Maint/Repair Equipment Districtwide	Administrative	1,500.00	1,500.00	0.00
A 1310.4910-27-0000	BOCES Services Pentamation/nVision	Administrative	76,500.00	76,500.00	0.00
A 1310.4910-35-0000	BOCES Services Purchasing	Administrative	9,500.00	9,800.00	300.00
A 1310.4910-39-0000	BOCES Services Miscellaneous	Administrative	45,000.00	46,350.00	1,350.00
A 1310.4910-54-0000	BOCES Services Employee Assistance	Administrative	25,000.00	23,700.00	-1,300.00
A 1310.5010-09-0000	Supplies and Materials Districtwide	Administrative	9,500.00	9,500.00	0.00
Business Office			1,180,067.00	1,244,255.68	64,188.68
A 1321.4420-09-0000	Auditors Districtwide	Administrative	95,000.00	95,261.00	261.00
Auditing Services			95,000.00	95,261.00	261.00
A 1325.1600-98-0000	Salaries Non-cert. Salaries	Administrative	14,406.00	15,091.00	685.00
Treasurer			14,406.00	15,091.00	685.00
A 1381.4080-09-0000	Admin Charges-Debt Servc Districtwide	Administrative	2,500.00	2,500.00	0.00
Admin Fees for Debt Service			2,500.00	2,500.00	0.00
A 1420.4410-09-0000	Attorneys Districtwide	Administrative	90,000.00	75,000.00	-15,000.00
Legal Services			90,000.00	75,000.00	-15,000.00
A 1430.1500-98-0000	Salaries Cert. Salaries	Administrative	227,782.00	233,773.00	5,991.00
A 1430.1590-98-0000	Salaries Cert. Other Salaries	Administrative	10,033.00	11,000.00	967.00
A 1430.1600-98-0000	Salaries Non-cert. Salaries	Administrative	140,262.00	150,659.00	10,397.00
A 1430.1630-98-0000	Sal. Non-cert. OT Salaries	Administrative	2,500.00	2,625.00	125.00
A 1430.1660-98-0000	Sal. Non-cert. Hrly Subs Salaries	Administrative	2,500.00	0.00	-2,500.00
A 1430.4390-09-0000	Miscellaneous Expenses Districtwide	Administrative	4,405.00	4,626.00	221.00
A 1430.4450-07-0000	Travel Administration Bldg	Administrative	1,100.00	1,155.00	55.00
A 1430.4910-28-0000	BOCES Services Sub-Services	Administrative	46,857.00	49,200.00	2,343.00

SAYVILLE PUBLIC SCHOOLS

2024-25 Three-Part Component Budget

Account	Account Description	Component	Budget 2023-24yr	Proposed Budget 2024-25yr	Dollar Difference
A 1430.5010-09-0000	Supplies and Materials Districtwide	Administrative	1,544.00	0.00	-1,544.00
Personnel Office			436,983.00	453,038.00	16,055.00
A 1460.1650-98-0000	Sal. Non-cert. Hrly Salaries	Administrative	25,197.00	25,855.82	658.82
A 1460.4440-09-0000	Other Professional Service Districtwide	Administrative	5,500.00	5,500.00	0.00
A 1460.5010-09-0000	Supplies and Materials Districtwide	Administrative	3,975.00	3,975.00	0.00
Records Management			34,672.00	35,330.82	658.82
A 1480.1600-98-0000	Salaries Non-cert. Salaries	Administrative	55,000.00	53,168.00	-1,832.00
A 1480.4390-09-0000	Miscellaneous Expenses Districtwide	Administrative	2,000.00	0.00	-2,000.00
A 1480.5010-09-0000	Supplies and Materials Districtwide	Administrative	1,060.00	0.00	-1,060.00
Public Information			58,060.00	53,168.00	-4,892.00
A 1620.1600-98-0000	Salaries Non-cert.-Cust./Super./Clerical	Administrative	123,786.00	154,392.00	30,606.00
Plant Operation & Custodial			123,786.00	154,392.00	30,606.00
A 1670.1600-98-0000	Salaries Non-cert. Salaries	Administrative	81,969.00	84,155.00	2,186.00
A 1670.1630-98-0000	Sal. Non-cert. OT Salaries	Administrative	8,000.00	8,000.00	0.00
A 1670.1660-98-0000	Sal. Non-cert. Hrly Subs Salaries	Administrative	3,000.00	3,000.00	0.00
A 1670.2410-09-0000	Equipment Districtwide	Administrative	9,900.00	0.00	-9,900.00
A 1670.4470-09-0000	Maint/Repair Equipment Districtwide	Administrative	5,500.00	5,500.00	0.00
A 1670.4580-09-0000	Photocopy Rental Districtwide	Administrative	42,000.00	42,000.00	0.00
A 1670.4910-39-0000	BOCES Services Miscellaneous	Administrative	23,000.00	0.00	-23,000.00
A 1670.5010-09-0000	Supplies and Materials Districtwide	Administrative	6,000.00	6,000.00	0.00
A 1670.5070-09-0000	Supplies Photocopying Districtwide	Administrative	20,000.00	21,600.00	1,600.00
A 1680.4910-09-0000	BOCES Services Central Data Processing	Administrative	0.00	13,600.00	13,600.00
Printing Office			199,369.00	183,855.00	-15,514.00
A 1910.4070-09-0000	Insurance Districtwide	Administrative	521,819.00	632,479.25	110,660.25
General Insurance			521,819.00	632,479.25	110,660.25
A 1920.4510-09-0000	Dues/Fees Districtwide	Administrative	24,100.00	24,100.00	0.00
School Association Dues			24,100.00	24,100.00	0.00
A 1981.4910-09-0000	BOCES Services Districtwide	Administrative	326,422.00	336,215.00	9,793.00
BOCES Services Admin			326,422.00	336,215.00	9,793.00
A 1983.4910-09-0000	BOCES Services Districtwide	Administrative	129,954.00	133,900.00	3,946.00
BOCES Rental Costs			129,954.00	133,900.00	3,946.00
A 2010.1500-98-2012	Salaries Cert.	Administrative	214,464.00	191,032.00	-23,432.00
A 2010.1590-98-2012	Sal. Cert. Other Salaries	Administrative	9,478.00	9,500.00	22.00
A 2010.1600-98-2012	Salaries Non-cert. Salaries	Administrative	47,456.00	55,036.11	7,580.11
A 2010.1660-98-2012	Sal. Non-cert. Hrly Subs Salaries	Administrative	500.00	500.00	0.00
A 2010.2410-09-2012	Equipment Districtwide	Administrative	1,000.00	0.00	-1,000.00
A 2010.4390-09-2012	Meeting Expenses & Competition Fees Districtwide	Administrative	5,000.00	4,570.00	-430.00
A 2010.4450-09-2012	Travel Districtwide	Administrative	3,000.00	2,000.00	-1,000.00
A 2010.4910-09-0000	BOCES Services Curriculum Development	Administrative	0.00	21,500.00	21,500.00
A 2010.5010-07-2012	Supplies and Materials Administration Bldg	Administrative	1,230.00	4,000.00	2,770.00
A 2010.5010-09-2012	Supplies and Materials Districtwide	Administrative	5,461.00	4,000.00	-1,461.00
Curriculum Office			287,589.00	292,138.11	4,549.11
A 2010.1360-98-2013	Sal. Cert.- Curriculum Writing	Administrative	0.00	4,000.00	4,000.00
A 2010.1500-98-2013	Salaries Cert. Salaries	Administrative	123,091.00	103,475.00	-19,616.00
A 2010.1590-98-2013	Sal. Cert. Other Salaries	Administrative	9,413.00	0.00	-9,413.00
A 2010.1600-98-2013	Salaries Non-cert. Salaries	Administrative	86,049.00	46,513.00	-39,536.00
A 2010.1630-98-2013	Sal. Non-cert. OT Salaries	Administrative	200.00	0.00	-200.00
A 2010.1660-98-2013	Sal. Non-cert. Hrly Subs Salaries	Administrative	200.00	0.00	-200.00
A 2010.4390-09-2013	Miscellaneous Expenses Districtwide	Administrative	500.00	0.00	-500.00
A 2010.4440-09-2013	Other Professional Service Districtwide	Administrative	0.00	22,000.00	22,000.00
A 2010.4450-09-2013	Travel Districtwide	Administrative	500.00	0.00	-500.00
A 2010.4470-09-2013	Maint/Repair Equipment Districtwide	Administrative	150.00	0.00	-150.00
A 2010.5010-09-2013	Supplies and Materials Districtwide	Administrative	10,000.00	15,000.00	5,000.00
Pupil Services Office			230,103.00	190,988.00	-39,115.00
A 2020.1500-01-0000	Salaries Cert. Salaries	Administrative	744,536.00	708,667.00	-35,869.00
A 2020.1500-02-0000	Salaries Cert. Salaries	Administrative	406,113.00	410,145.00	4,032.00
A 2020.1500-03-0000	Salaries Cert. Salaries	Administrative	211,739.00	211,892.00	153.00
A 2020.1500-05-0000	Salaries Cert. Salaries	Administrative	194,862.00	170,963.00	-23,899.00
A 2020.1500-06-0000	Salaries Cert. Salaries	Administrative	208,794.00	208,897.00	103.00

SAYVILLE PUBLIC SCHOOLS

2024-25 Three-Part Component Budget

Account	Account Description	Component	Budget	Proposed Budget	Dollar Difference
			2023-24yr	2024-25yr	
A 2020.1600-01-0000	Salaries Non-cert. Salaries	Administrative	168,147.00	176,868.05	8,721.05
A 2020.1600-02-0000	Salaries Non-cert. Salaries	Administrative	123,358.00	181,674.84	58,316.84
A 2020.1600-03-0000	Salaries Non-cert. Salaries	Administrative	110,433.00	116,091.00	5,658.00
A 2020.1600-05-0000	Salaries Non-cert. Salaries	Administrative	123,924.00	129,388.11	5,464.11
A 2020.1600-06-0000	Salaries Non-cert. Salaries	Administrative	144,919.00	148,827.00	3,908.00
A 2020.1630-01-0000	Sal. Non-cert. OT Salaries	Administrative	2,500.00	0.00	-2,500.00
A 2020.1630-02-0000	Sal. Non-cert. OT Salaries	Administrative	3,000.00	0.00	-3,000.00
A 2020.1630-03-0000	Sal. Non-cert. OT Salaries	Administrative	1,725.00	0.00	-1,725.00
A 2020.1630-05-0000	Sal. Non-cert. OT Salaries	Administrative	1,725.00	0.00	-1,725.00
A 2020.1630-06-0000	Sal. Non-cert. OT Salaries	Administrative	1,725.00	0.00	-1,725.00
A 2020.1660-01-0000	Sal. Non-cert. Hrly Subs Salaries	Administrative	4,500.00	0.00	-4,500.00
A 2020.1660-02-0000	Sal. Non-cert. Hrly Subs Salaries	Administrative	4,500.00	0.00	-4,500.00
A 2020.1660-03-0000	Sal. Non-cert. Hrly Subs Salaries	Administrative	3,270.00	0.00	-3,270.00
A 2020.1660-05-0000	Sal. Non-cert. Hrly Subs Salaries	Administrative	2,500.00	2,500.00	0.00
A 2020.1660-06-0000	Sal. Non-cert. Hrly Subs Salaries	Administrative	3,270.00	0.00	-3,270.00
A 2020.2410-03-0000	Equipment Cherry Ave Elem Sch	Administrative	2,716.00	0.00	-2,716.00
A 2020.4390-01-0000	Miscellaneous Expenses Senior High School	Administrative	3,100.00	5,100.00	2,000.00
A 2020.4390-02-0000	Miscellaneous Expenses Middle School	Administrative	3,000.00	3,000.00	0.00
A 2020.4390-03-0000	Miscellaneous Expenses Cherry Ave Elem Sch	Administrative	1,340.00	2,855.00	1,515.00
A 2020.4390-05-0000	Miscellaneous Expenses Lincoln Ave Elem Sch	Administrative	450.00	2,000.00	1,550.00
A 2020.4390-06-0000	Miscellaneous Expenses Sunrise Drive Elem Sch	Administrative	800.00	2,000.00	1,200.00
A 2020.4390-09-0000	Miscellaneous Expenses Districtwide	Administrative	8,000.00	0.00	-8,000.00
A 2020.4450-01-0000	Travel Senior High School	Administrative	1,000.00	1,000.00	0.00
A 2020.4450-02-0000	Travel Middle School	Administrative	2,800.00	2,800.00	0.00
A 2020.4450-03-0000	Travel Cherry Ave Elem Sch	Administrative	1,000.00	0.00	-1,000.00
A 2020.4450-05-0000	Travel Lincoln Ave Elem Sch	Administrative	1,000.00	0.00	-1,000.00
A 2020.4450-06-0000	Travel Sunrise Drive Elem Sch	Administrative	1,000.00	0.00	-1,000.00
A 2020.4460-01-0000	Postage Senior High School	Administrative	9,745.00	0.00	-9,745.00
A 2020.4460-02-0000	Postage Middle School	Administrative	9,500.00	0.00	-9,500.00
A 2020.4460-03-0000	Postage Cherry Ave Elem Sch	Administrative	2,700.00	2,700.00	0.00
A 2020.4460-05-0000	Postage Lincoln Ave Elem Sch	Administrative	2,700.00	2,700.00	0.00
A 2020.4460-06-0000	Postage Sunrise Drive Elem Sch	Administrative	2,700.00	0.00	-2,700.00
A 2020.4470-01-0000	Maint/Repair Equipment Senior High School	Administrative	500.00	500.00	0.00
A 2020.4470-02-0000	Maint/Repair Equipment Middle School	Administrative	0.00	180.00	180.00
A 2020.4470-03-0000	Maint/Repair Equipment Cherry Ave Elem Sch	Administrative	100.00	100.00	0.00
A 2020.4580-01-0000	Photocopy Rental Senior High School	Administrative	47,000.00	50,000.00	3,000.00
A 2020.4580-02-0000	Photocopy Rental Middle School	Administrative	28,000.00	30,000.00	2,000.00
A 2020.4580-03-0000	Photocopy Rental Cherry Ave Elem Sch	Administrative	16,000.00	17,000.00	1,000.00
A 2020.4580-05-0000	Photocopy Rental Lincoln Ave Elem Sch	Administrative	17,000.00	16,000.00	-1,000.00
A 2020.4580-06-0000	Photocopy Rental Sunrise Drive Elem Sch	Administrative	16,500.00	17,000.00	500.00
A 2020.4910-38-0000	BOCES Services Test Scoring	Administrative	46,600.00	58,000.00	11,400.00
A 2020.4910-44-0000	BOCES Services Student Data Information	Administrative	65,000.00	260,343.00	195,343.00
A 2020.5010-01-0000	Supplies and Materials Senior High School	Administrative	8,500.00	8,500.00	0.00
A 2020.5010-02-0000	Supplies and Materials Middle School	Administrative	3,500.00	3,500.00	0.00
A 2020.5010-03-0000	Supplies and Materials Cherry Ave Elem Sch	Administrative	1,400.00	1,400.00	0.00
A 2020.5010-05-0000	Supplies and Materials Lincoln Ave Elem Sch	Administrative	1,000.00	0.00	-1,000.00
A 2020.5010-06-0000	Supplies and Materials Sunrise Drive Elem Sch	Administrative	364.00	638.00	274.00
A 2020.5070-01-0000	Supplies Photocopying Senior High School	Administrative	2,600.00	2,600.00	0.00
A 2020.5070-02-0000	Supplies Photocopying Middle School	Administrative	1,200.00	1,200.00	0.00
A 2020.5070-03-0000	Supplies Photocopying Cherry Ave Elem Sch	Administrative	500.00	500.00	0.00
A 2020.5070-05-0000	Supplies Photocopying Lincoln Ave Elem Sch	Administrative	2,240.00	1,120.00	-1,120.00
A 2020.5070-06-0000	Supplies Photocopying Sunrise Drive Elem Sch	Administrative	1,000.00	1,000.00	0.00
Principal's Office			2,778,095.00	2,959,649.00	181,554.00
A 2040.1500-98-3035	Salaries Cert. Salaries	Administrative	10,581.00	10,871.00	290.00
A 2040.1660-98-3035	Sal. Non-cert. Hrly Subs Salaries	Administrative	3,900.00	3,900.00	0.00
A 2040.4390-09-3035	Miscellaneous Expenses Districtwide	Administrative	1,000.00	1,000.00	0.00
A 2040.4460-09-3035	Postage Districtwide	Administrative	1,186.00	2,000.00	814.00
Adult Ed Principal's Office			16,667.00	17,771.00	1,104.00
A 2040.1500-01-4037	Salaries Cert. Salaries	Administrative	7,959.00	8,094.00	135.00
A 2040.4460-09-4037	Postage Districtwide	Administrative	1,186.00	2,000.00	814.00

SAYVILLE PUBLIC SCHOOLS

2024-25 Three-Part Component Budget

			Budget	Proposed Budget	
			2023-24yr	2024-25yr	Dollar Difference
Account	Account Description	Component			
Summer School-Principal's Office			9,145.00	10,094.00	949.00
A 9040.4440-09-0000	Other Professional Service Districtwide	Administrative	137,582.00	138,000.00	418.00
A 9050.4440-09-0000	Other Professional Service Districtwide	Administrative	1,500.00	2,000.00	500.00
Unemploy./WC Contractual TPA			139,082.00	140,000.00	918.00
A 9010.8010-09-0000	Employee Benefits Districtwide: ERS	Administrative	226,674.00	306,067.00	79,393.00
A 9020.8010-09-0000	Employee Benefits Districtwide: TRS	Administrative	293,504.00	296,000.00	2,496.00
A 9030.8010-09-0000	Employee Benefits Districtwide: FICA/Medicare	Administrative	389,873.00	397,940.00	8,067.00
A 9040.8010-09-0000	Employee Benefits Districtwide: Workers' Comp.	Administrative	19,341.00	19,345.00	4.00
A 9045.8030-09-0000	Employee Benefits - Admin Districtwide	Administrative	900.00	900.00	0.00
A 9045.8090-09-0000	Employee Benefits - Admin Districtwide: Life Insurance	Administrative	9,100.00	9,100.00	0.00
A 9050.8010-09-0000	Employee Benefits Districtwide: Unemployment Insur.	Administrative	4,884.00	4,885.00	1.00
A 9055.8030-09-0000	Employee Benefits Districtwide	Administrative	7,445.00	7,500.00	55.00
A 9055.8070-09-0000	Employee Benefits - Admin Districtwide	Administrative	2,217.00	2,500.00	283.00
A 9055.8090-09-0000	Employee Benefits Admin Districtwide	Administrative	1,537.00	1,600.00	63.00
A 9060.4440-09-9061	Other Professional Service Districtwide	Administrative	11,000.00	11,673.00	673.00
A 9060.8010-09-9061	Employee Benefits - Districtwide: Health Insur.	Administrative	1,016,980.00	1,172,537.00	155,557.00
A 9060.8030-09-9065	Employee Benefits - Districtwide: Cler. Dental/Life	Administrative	36,092.00	37,000.00	908.00
A 9060.8050-09-9061	Medicare Retiree Reimb. Districtwide	Administrative	116,347.00	110,482.00	-5,865.00
A 9060.8070-09-9065	Employee Benefits - Mang/Confid.: Trust Fund/Dental	Administrative	24,800.00	25,000.00	200.00
A 9060.8090-09-9065	Employee Benefits Admin Districtwide: Trust Fund/Dental	Administrative	24,800.00	25,000.00	200.00
A 9060.8110-09-9061	Declination Reimb. Districtwide	Administrative	13,800.00	14,442.00	642.00
Admin Benefits Total			2,199,294.00	2,441,971.00	242,677.00
Administrative Total			9,378,822.00	9,981,026.86	602,204.86
Capital Components:					
A 1620.1600-01-0000	Salaries Non-cert.	Capital	635,210.00	681,913.58	46,703.58
A 1620.1600-02-0000	Salaries Non-cert.	Capital	594,238.00	478,722.49	-115,515.51
A 1620.1600-03-0000	Salaries Non-cert.	Capital	222,433.00	248,674.45	26,241.45
A 1620.1600-05-0000	Salaries Non-cert.	Capital	302,736.00	309,813.26	7,077.26
A 1620.1600-06-0000	Salaries Non-cert.	Capital	348,782.00	320,284.01	-28,497.99
A 1620.1600-98-0000	Salaries Non-cert.-Cust./Super./Clerical	Capital	332,376.00	344,507.54	12,131.54
A 1620.1630-98-0000	Sal. Non-cert. OT Salaries	Capital	150,450.00	125,000.00	-25,450.00
A 1620.1640-98-0000	Sal. Non-cert. OT Security Salaries	Capital	2,000.00	0.00	-2,000.00
A 1620.1650-01-0000	Sal. Non-cert. Hrly Salaries	Capital	154,102.00	137,511.00	-16,591.00
A 1620.1650-02-0000	Sal. Non-cert. Hrly Salaries	Capital	176,705.00	203,795.00	27,090.00
A 1620.1650-03-0000	Sal. Non-cert. Hrly Salaries	Capital	23,030.00	24,295.00	1,265.00
A 1620.1650-98-0000	Sal. Non-cert. Hrly Salaries	Capital	46,060.00	24,295.00	-21,765.00
A 1620.1660-98-0000	Sal. Non-cert. Hrly Subs Salaries	Capital	120,000.00	115,000.00	-5,000.00
A 1620.1680-98-0000	Sal. Non-cert. Unused SL/Vac Salaries	Capital	5,000.00	5,000.00	0.00
A 1620.1690-01-0000	Non-cert. Security Guard Salaries	Capital	334,376.00	317,921.00	-16,455.00
A 1620.1690-02-0000	Non-cert. Security Guard Salaries	Capital	136,700.00	204,950.00	68,250.00
A 1620.1690-03-0000	Non-cert. Security Guard Salaries	Capital	109,359.00	111,553.00	2,194.00
A 1620.1690-05-0000	Non-cert. Security Guard Salaries	Capital	109,359.00	111,553.00	2,194.00
A 1620.1690-06-0000	Non-cert. Security Guard Salaries	Capital	109,359.00	111,553.00	2,194.00
A 1620.1690-98-0000	Non-cert. Security Guard Salaries	Capital	116,639.00	163,716.00	47,077.00
A 1620.2410-09-0000	Equipment Districtwide	Capital	35,000.00	36,500.00	1,500.00
A 1620.4210-09-0000	Refuse Collection Districtwide	Capital	70,000.00	75,000.00	5,000.00
A 1620.4220-09-0000	Monitor Security System Districtwide	Capital	15,000.00	15,000.00	0.00
A 1620.4260-09-0000	Other Build/Grnds Repairs Districtwide	Capital	76,000.00	87,500.00	11,500.00
A 1620.4310-09-0000	Fuel Oil Districtwide	Capital	54,000.00	54,000.00	0.00
A 1620.4320-01-0000	Electricity-High School	Capital	222,000.00	222,000.00	0.00
A 1620.4320-02-0000	Electricity-Middle School	Capital	270,000.00	265,000.00	-5,000.00
A 1620.4320-03-0000	Electricity-Cherry Ave	Capital	52,000.00	54,500.00	2,500.00
A 1620.4320-05-0000	Electricity-Lincoln Ave	Capital	85,000.00	89,250.00	4,250.00
A 1620.4320-06-0000	Electricity-Sunrise Dr	Capital	85,000.00	87,550.00	2,550.00
A 1620.4320-07-0000	Electricity-Admin Bldg	Capital	42,000.00	43,500.00	1,500.00
A 1620.4320-08-0000	Electricity-Garfield Ave	Capital	11,000.00	11,550.00	550.00
A 1620.4320-09-0000	Electricity Districtwide	Capital	8,000.00	8,000.00	0.00
A 1620.4320-10-0000	Electricity-Old JHS	Capital	70,000.00	73,500.00	3,500.00
A 1620.4330-01-0000	Gas-High School	Capital	125,000.00	125,500.00	500.00
A 1620.4330-02-0000	Gas-Middle School	Capital	183,000.00	190,000.00	7,000.00

SAYVILLE PUBLIC SCHOOLS

2024-25 Three-Part Component Budget

Account	Account Description	Component	Budget	Proposed Budget	Dollar Difference
			2023-24yr	2024-25yr	
A 1620.4330-03-0000	Gas-Cherry Ave	Capital	45,000.00	45,000.00	0.00
A 1620.4330-05-0000	Gas-Lincoln Ave	Capital	57,000.00	57,000.00	0.00
A 1620.4330-06-0000	Gas-Sunrise Dr	Capital	53,000.00	53,000.00	0.00
A 1620.4330-07-0000	Gas-Admin Bldg	Capital	9,000.00	9,000.00	0.00
A 1620.4330-08-0000	Gas-Garfield Ave	Capital	9,000.00	9,000.00	0.00
A 1620.4330-10-0000	Gas-Old JHS	Capital	45,000.00	50,000.00	5,000.00
A 1620.4340-01-0000	Water-High School	Capital	10,400.00	13,500.00	3,100.00
A 1620.4340-02-0000	Water-Middle School	Capital	6,000.00	7,000.00	1,000.00
A 1620.4340-03-0000	Water-Cherry Ave	Capital	6,500.00	6,500.00	0.00
A 1620.4340-04-0000	Water-Greene Ave	Capital	1,000.00	1,000.00	0.00
A 1620.4340-05-0000	Water-Lincoln Ave	Capital	3,000.00	3,500.00	500.00
A 1620.4340-06-0000	Water-Sunrise Dr	Capital	3,000.00	3,000.00	0.00
A 1620.4340-07-0000	Water-Admin Bldg	Capital	3,100.00	3,300.00	200.00
A 1620.4340-08-0000	Water- Garfield Ave	Capital	1,000.00	1,000.00	0.00
A 1620.4340-10-0000	Water-Old JHS	Capital	3,800.00	3,800.00	0.00
A 1620.4350-09-0000	Telephone Districtwide	Capital	215,000.00	237,500.00	22,500.00
A 1620.4390-09-0000	Miscellaneous Expenses Districtwide	Capital	12,840.00	18,800.00	5,960.00
A 1620.4450-09-0000	Travel Districtwide	Capital	1,500.00	1,500.00	0.00
A 1620.4470-09-0000	Maint/Repair Equipment Districtwide	Capital	10,000.00	12,000.00	2,000.00
A 1620.4910-09-0000	BOCES Services Health & Safety	Capital	0.00	19,700.00	19,700.00
A 1620.5010-09-0000	Security Supplies and Materials Districtwide	Capital	7,000.00	7,500.00	500.00
A 1620.5400-09-0000	Custodial Cleaning Supplies Districtwide	Capital	135,000.00	135,000.00	0.00
A 1620.5420-09-0000	Custodial Pool Supplies Districtwide	Capital	23,000.00	25,000.00	2,000.00
A 1620.5430-09-0000	Custodial Paper Supplies Districtwide	Capital	35,000.00	38,500.00	3,500.00
Plant Operation & Custodial			6,127,054.00	6,239,507.33	112,453.33
A 1621.1600-98-0000	Salaries Non-cert. Salaries	Capital	898,604.00	924,623.55	26,019.55
A 1621.1630-98-0000	Sal. Non-cert. OT Salaries	Capital	80,000.00	65,000.00	-15,000.00
A 1621.1660-98-0000	Sal. Non-cert. Hrly Subs Salaries	Capital	39,000.00	35,000.00	-4,000.00
A 1621.2410-09-0000	Equipment Districtwide	Capital	73,900.00	109,000.00	35,100.00
A 1621.4230-09-0000	Glass Replacement Districtwide	Capital	14,500.00	14,500.00	0.00
A 1621.4240-09-0000	Heat/Air Cond Repairs Districtwide	Capital	118,750.00	130,650.00	11,900.00
A 1621.4250-09-0000	Building Equipment Repairs Districtwide	Capital	75,000.00	77,500.00	2,500.00
A 1621.4260-09-0000	Other Build/Grnds Repairs Districtwide	Capital	85,000.00	89,500.00	4,500.00
A 1621.4280-01-0000	Special Build/Grnds Repairs Senior High School	Capital	59,000.00	88,000.00	29,000.00
A 1621.4280-02-0000	Special Build/Grnds Repairs Middle School	Capital	36,000.00	31,000.00	-5,000.00
A 1621.4280-03-0000	Special Build/Grnds Repairs Cherry Ave Elem Sch	Capital	34,000.00	75,000.00	41,000.00
A 1621.4280-04-0000	Special Build/Grnds Repairs Greene Ave Elem Sch	Capital	5,000.00	5,000.00	0.00
A 1621.4280-05-0000	Special Build/Grnds Repairs Lincoln Ave Elem Sch	Capital	44,500.00	91,000.00	46,500.00
A 1621.4280-06-0000	Special Build/Grnds Repairs Sunrise Drive Elem Sch	Capital	45,000.00	126,500.00	81,500.00
A 1621.4280-07-0000	Special Build/Grnds Repairs Administration Bldg	Capital	15,000.00	35,400.00	20,400.00
A 1621.4280-08-0000	Special Build/Grnds Repairs Garfield Ave Bldg	Capital	6,000.00	7,500.00	1,500.00
A 1621.4280-09-0000	Special Build/Grnds Repairs Districtwide	Capital	44,000.00	45,000.00	1,000.00
A 1621.4280-10-0000	Special Build/Grnds Repairs Old Junior High School	Capital	20,000.00	59,000.00	39,000.00
A 1621.4440-09-0000	Other Professional Service Districtwide	Capital	90,100.00	136,000.00	45,900.00
A 1621.4470-09-0000	Maint/Repair Equipment Districtwide	Capital	60,000.00	62,000.00	2,000.00
A 1621.4480-09-0000	Rental Districtwide	Capital	13,500.00	17,500.00	4,000.00
A 1621.5450-90-0000	Building Maint Supplies Painting	Capital	13,000.00	15,000.00	2,000.00
A 1621.5450-91-0000	Building Maint Supplies Carpentry	Capital	50,000.00	50,000.00	0.00
A 1621.5450-92-0000	Building Maint Supplies Elect/Plumb/Heat	Capital	100,000.00	130,000.00	30,000.00
A 1621.5450-93-0000	Building Maint Supplies Other Maint	Capital	25,000.00	45,000.00	20,000.00
A 1621.5530-90-0000	Grounds Maint Supplies Painting	Capital	23,000.00	23,000.00	0.00
A 1621.5530-93-0000	Grounds Maint Supplies Other Maint	Capital	21,000.00	23,000.00	2,000.00
A 1621.5530-94-0000	Grounds Maint Supplies Gasoline	Capital	35,000.00	35,000.00	0.00
A 1621.5530-96-0000	Grounds Maint Supplies Concrete/Tools	Capital	5,250.00	5,500.00	250.00
A 1621.5530-97-0000	Grounds Maint Supplies Seeds/Sand/Fert	Capital	28,400.00	28,400.00	0.00
Plant Maintenance & Grounds			2,157,504.00	2,579,573.55	422,069.55
A 1631.4250-10-0000	Building Equipment Repairs Old JHS	Capital	6,500.00	6,500.00	0.00
A 1631.4260-10-0000	Other Build/Grnds Repairs Old JHS	Capital	8,000.00	8,000.00	0.00
A 1631.5430-10-0000	Custodial Paper Supplies Districtwide	Capital	4,500.00	7,500.00	3,000.00
A 1631.5450-10-0000	Building Maint Supplies Supplies	Capital	5,000.00	7,500.00	2,500.00

SAYVILLE PUBLIC SCHOOLS

2024-25 Three-Part Component Budget

Account	Account Description	Component	Budget	Proposed Budget	Dollar Difference
			2023-24yr	2024-25yr	
Plant Maintenance Old JHS			24,000.00	29,500.00	5,500.00
A 9010.8010-09-0000	Employee Benefits Districtwide: ERS	Capital	542,892.00	731,747.00	188,855.00
A 9030.8010-09-0000	Employee Benefits Districtwide: FICA/Medicare	Capital	393,197.00	401,576.00	8,379.00
A 9040.8010-09-0000	Employee Benefits Districtwide: Workers' Comp.	Capital	19,515.00	19,503.00	-12.00
A 9050.8010-09-0000	Employee Benefits Districtwide: Unemployment Insur.	Capital	4,928.00	4,925.00	-3.00
A 9060.8010-09-9061	Employee Benefits - Districtwide: Health Insur.	Capital	1,642,616.00	1,853,167.00	210,551.00
A 9060.8040-09-9065	Employee Benefits - Districtwide: Cust. Dental/Life	Capital	51,560.00	52,000.00	440.00
A 9060.8050-09-9061	Medicare Retiree Reimb. Districtwide	Capital	187,923.00	178,449.00	-9,474.00
Capital Benefits Total			2,842,631.00	3,241,367.00	398,736.00
A 9710.6030-59-0000	Public Library Principal Payments Districtwide	Capital	630,000.00	675,000.00	45,000.00
A 9710.7030-59-0000	Public Library Interest Payments Districtwide	Capital	132,000.00	106,800.00	-25,200.00
Library Bonds			762,000.00	781,800.00	19,800.00
A 9711.6030-09-0000	Serial Bond Principal Payments Districtwide	Capital	1,825,000.00	2,580,000.00	755,000.00
A 9711.7030-09-0000	Serial Bond Interest Payments Districtwide	Capital	830,926.00	524,825.00	-306,101.00
Bonds School Construction			2,655,926.00	3,104,825.00	448,899.00
A 9731.6030-09-0000	BAN Principal Payments	Capital	0.00	120,000.00	120,000.00
A 9731.7030-09-0000	BAN Interest Payments	Capital	0.00	750,000.00	750,000.00
Bond Anticipation Notes			0.00	870,000.00	870,000.00
A 9760.7030-09-0000	TAN Interest Payments	Capital	330,000.00	330,000.00	0.00
Tax Anticipation Notes			330,000.00	330,000.00	0.00
A 9789.6030-09-0000	EPC Principal Payments Districtwide	Capital	970,555.00	1,000,566.00	30,011.00
A 9789.7030-09-0000	EPC Interest Payments Districtwide	Capital	202,293.00	172,279.00	-30,014.00
Bond School Construction-EPC			1,172,848.00	1,172,845.00	-3.00
A 9950.9700-09-0000	Transfer To Capital Fund	Capital	1,000,000.00	1,000,000.00	0.00
Transfer to Capital Fund			1,000,000.00	1,000,000.00	0.00
Capital Total			17,071,963.00	19,349,417.88	2,277,454.88
Program Components:					
A 1420.4410-09-0000	Attorneys Districtwide	Program	210,000.00	175,000.00	-35,000.00
Legal Services Total			210,000.00	175,000.00	-35,000.00
A 2040.1300-01-4337	Salaries Cert. Sec. Salaries	Program	84,000.00	87,900.00	3,900.00
A 2040.1880-01-4337	Sal. Non-cert. Monitors & Aids Salaries	Program	17,000.00	12,000.00	-5,000.00
Teaching Summer School			101,000.00	99,900.00	-1,100.00
A 2070.1550-98-0000	Sal. Cert. Hrly Salaries	Program	13,500.00	13,500.00	0.00
A 2070.4390-09-0000	Professional Development Districtwide	Program	100,000.00	100,000.00	0.00
A 2070.4910-45-0000	BOCES Services Inservice Education	Program	25,000.00	15,700.00	-9,300.00
Inservice Training			138,500.00	129,200.00	-9,300.00
A 2110.1220-98-0000	Sal. Cert. Elem. Home Teach-Teaching Day School	Program	2,545.00	2,545.00	0.00
A 2110.1260-03-0000	Sal. Cert. Elem. Curriculum Writing -Teaching Day School	Program	2,500.00	12,000.00	9,500.00
A 2110.1260-05-0000	Sal. Cert. Elem. Curriculum Writingr -Teaching Day School	Program	2,500.00	12,000.00	9,500.00
A 2110.1260-06-0000	Sal. Cert. Elem. Curriculum Writingr -Teaching Day School	Program	2,500.00	12,000.00	9,500.00
A 2110.1320-98-0000	Sal. Cert. Sec. Home Teach- Teaching Day School	Program	30,000.00	30,000.00	0.00
A 2110.1330-01-0000	Sal. Cert. Sec. Special Work-Teaching Day School	Program	0.00	13,000.00	13,000.00
A 2110.1330-98-0000	Sal. Cert. Sec. Special Work-Teaching Day School	Program	11,000.00	1,940.00	-9,060.00
A 2110.1350-01-0000	Sal. Cert. Sec. Hrly-Teaching Day School	Program	18,000.00	18,000.00	0.00
A 2110.1350-02-0000	Sal. Cert. Sec. Hrly-Teaching Day School	Program	18,000.00	18,000.00	0.00
A 2110.1360-01-0000	Sal. Cert. Sec. Curriculum Writing- Teaching Day School	Program	3,750.00	20,250.00	16,500.00
A 2110.1360-02-0000	Sal. Cert. Sec. Curriculum Writing- Teaching Day School	Program	3,750.00	20,250.00	16,500.00
A 2110.1390-01-0000	Sal. Cert. Sec. Other-Teaching Day School	Program	1,400.00	0.00	-1,400.00
A 2110.1390-02-0000	Sal. Cert. Sec. Other-Teaching Day School	Program	1,400.00	0.00	-1,400.00
A 2110.1490-01-0000	Sal. Cert. Substitute Teach- Teaching Day School	Program	176,066.00	165,248.00	-10,818.00
A 2110.1490-02-0000	Sal. Cert. Substitute Teach- Teaching Day School	Program	176,066.00	195,453.00	19,387.00
A 2110.1490-03-0000	Sal. Cert. Substitute Teach- Teaching Day School	Program	96,425.00	151,025.00	54,600.00
A 2110.1490-05-0000	Sal. Cert. Substitute Teach- Teaching Day School	Program	96,425.00	167,637.00	71,212.00
A 2110.1490-06-0000	Sal. Cert. Substitute Teach- Teaching Day School	Program	96,425.00	122,961.00	26,536.00
A 2110.1880-01-0000	Sal. Non-cert. Monitors & Aids-Teaching Day School	Program	232,585.00	170,048.00	-62,537.00
A 2110.1880-02-0000	Sal. Non-cert. Monitors & Aids-Teaching Day School	Program	98,872.00	178,084.00	79,212.00
A 2110.1880-03-0000	Sal. Non-cert. Monitors & Aids-Teaching Day School	Program	244,342.00	269,541.00	25,199.00
A 2110.1880-05-0000	Sal. Non-cert. Monitors & Aids-Teaching Day School	Program	306,947.00	175,293.00	-131,654.00
A 2110.1880-06-0000	Sal. Non-cert. Monitors & Aids-Teaching Day School	Program	201,219.00	231,172.00	29,953.00

SAYVILLE PUBLIC SCHOOLS

2024-25 Three-Part Component Budget

Account	Account Description	Component	Budget	Proposed Budget	Dollar Difference
			2023-24yr	2024-25yr	
A 2110.1890-01-0000	Sal. Non-cert. Monitors Subs-Teaching Day School	Program	7,000.00	0.00	-7,000.00
A 2110.1890-02-0000	Sal. Non-cert. Monitors Subs-Teaching Day School	Program	7,000.00	0.00	-7,000.00
A 2110.1890-03-0000	Sal. Non-cert. Monitors Subs-Teaching Day School	Program	3,800.00	0.00	-3,800.00
A 2110.1890-05-0000	Sal. Non-cert. Monitors Subs-Teaching Day School	Program	3,800.00	0.00	-3,800.00
A 2110.1890-06-0000	Sal. Non-cert. Monitors Subs-Teaching Day School	Program	3,800.00	0.00	-3,800.00
A 2110.4440-09-0000	Other Professional Service Districtwide-Teaching Day School	Program	90,000.00	0.00	-90,000.00
A 2110.4710-09-0000	Tuition-Out of District - Public Districtwide-Teaching Day School	Program	50,000.00	0.00	-50,000.00
A 2110.4800-09-0000	Textbooks Districtwide-Teaching Day School	Program	335,000.00	386,014.00	51,014.00
A 2110.4910-42-0000	BOCES Services Outdoor Learning	Program	40,000.00	98,825.00	58,825.00
A 2110.4910-46-0000	BOCES Services Student Instruction	Program	30,000.00	32,000.00	2,000.00
A 2110.4910-50-0000	BOCES Services Textbooks BOCES	Program	20,000.00	20,000.00	0.00
A 2110.4910-53-0000	BOCES Services Science Kits	Program	0.00	3,750.00	3,750.00
A 2110.5010-05-0000	Supplies and Materials - Pre-Kindergarten	Program	50,000.00	0.00	-50,000.00
Teaching -Day School			2,463,117.00	2,527,036.00	63,919.00
A 2110.1200-03-2121	Salaries Cert. Elem-General Instruction K-5	Program	2,207,151.00	2,164,167.50	-42,983.50
A 2110.1200-05-2121	Salaries Cert. Elem-General Instruction K-5	Program	2,671,951.00	2,655,732.50	-16,218.50
A 2110.1200-06-2121	Salaries Cert. Elem-General Instruction K-5	Program	2,661,553.00	2,835,368.00	173,815.00
A 2110.2410-05-2121	Equipment Lincoln Ave Elem Sch-General Instruction, K-5	Program	0.00	85,000.00	85,000.00
A 2110.2410-06-2121	Equipment Sunrise Drive Elem Sch-General Instruction, K-5	Program	4,770.00	60,000.00	55,230.00
A 2110.5010-03-2121	Supplies and Materials Cherry Ave Elem Sch-General Instruction,	Program	12,600.00	12,600.00	0.00
A 2110.5010-05-2121	Supplies and Materials Lincoln Ave Elem Sch-General Instruction,	Program	30,000.00	15,000.00	-15,000.00
A 2110.5010-06-2121	Supplies and Materials Sunrise Drive Elem Sch-General Instructio	Program	17,071.00	14,500.00	-2,571.00
A 2110.5010-09-2121	Supplies and Materials Districtwide-General Instruction, K-5	Program	15,000.00	15,000.00	0.00
A 2110.5070-03-2121	Supplies Photocopying Cherry Ave Elem Sch-General Instruction,	Program	4,800.00	6,000.00	1,200.00
A 2110.5070-05-2121	Supplies Photocopying Lincoln Ave Elem Sch-General Instruction,	Program	5,040.00	2,270.00	-2,770.00
A 2110.5070-06-2121	Supplies Photocopying Sunrise Drive Elem Sch-General Instructio	Program	3,530.00	3,530.00	0.00
A 2110.5080-03-2121	Supplies-Supp'l Inst'l Materials Cherry Ave Elem Sch-General Inst	Program	7,200.00	5,000.00	-2,200.00
A 2110.5080-05-2121	Supplies-Supp'l Inst'l Materials Lincoln Ave Elem Sch-General Inst	Program	7,885.00	5,000.00	-2,885.00
A 2110.5080-06-2121	Supplies-Supp'l Inst'l Materials Sunrise Drive Elem Sch-General In	Program	11,825.00	6,937.00	-4,888.00
General Instruction, K-5			7,660,376.00	7,886,105.00	225,729.00
A 2110.1200-02-2124	Salaries Cert. Elem.- General Instruction, Gr.6	Program	1,507,514.00	1,363,032.00	-144,482.00
General Instruction, 6			1,507,514.00	1,363,032.00	-144,482.00
A 2110.1300-01-2125	Salaries Cert. Sec.-English	Program	1,313,681.00	1,021,991.50	-291,689.50
A 2110.1300-02-2125	Salaries Cert. Sec.-English	Program	508,219.00	450,107.50	-58,111.50
A 2110.5010-01-2125	Supplies and Materials Senior High School-English	Program	2,790.00	2,790.00	0.00
A 2110.5010-02-2125	Supplies and Materials Middle School-English	Program	2,700.00	2,700.00	0.00
Language Arts-English, 7-12			1,827,390.00	1,477,589.00	-349,801.00
A 2110.1300-01-2127	Salaries Cert. Sec.-Math	Program	1,386,952.00	1,184,352.00	-202,600.00
A 2110.1300-02-2127	Salaries Cert. Sec.-Math	Program	524,550.00	583,755.00	59,205.00
A 2110.5010-01-2127	Supplies and Materials Senior High School-Math	Program	4,400.00	4,400.00	0.00
A 2110.5010-02-2127	Supplies and Materials Middle School-Math	Program	2,750.00	2,750.00	0.00
Mathematics, 7-12			1,918,652.00	1,775,257.00	-143,395.00
A 2110.1200-05-2128	Salaries Cert. Elem.-Science	Program	0.00	30,030.20	30,030.20
A 2110.1300-01-2128	Salaries Cert. Sec.-Science	Program	1,642,043.00	1,537,430.00	-104,613.00
A 2110.1300-02-2128	Salaries Cert. Sec.-Science	Program	618,385.00	611,476.80	-6,908.20
A 2110.2410-01-2128	Equipment Senior High School-Science	Program	5,000.00	12,100.00	7,100.00
A 2110.4470-01-2128	Maint/Repair Equipment Senior High School-Science	Program	2,000.00	2,000.00	0.00
A 2110.4470-02-2128	Maint/Repair Equipment Middle School-Science	Program	5,500.00	6,000.00	500.00
A 2110.5010-01-2128	Supplies and Materials Senior High School-Science	Program	28,000.00	29,850.00	1,850.00
A 2110.5010-02-2128	Supplies and Materials Middle School-Science	Program	6,900.00	4,500.00	-2,400.00
A 2110.5020-01-2128	Supplies Greenhouse Senior High School-Science	Program	800.00	800.00	0.00
A 2110.5021-02-2128	Supplies Planetarium Middle School-Science	Program	1,350.00	650.00	-700.00
Science, 7-12			2,309,978.00	2,234,837.00	-75,141.00
A 2110.1300-01-2129	Salaries Cert. Sec.-Social Studies	Program	1,574,681.00	1,404,125.50	-170,555.50
A 2110.1300-02-2129	Salaries Cert. Sec.-Social Studies	Program	516,179.00	531,190.00	15,011.00
A 2110.5010-01-2129	Supplies and Materials Senior High School-Social Studies	Program	3,600.00	3,600.00	0.00
A 2110.5010-02-2129	Supplies and Materials Middle School-Social Studies	Program	2,250.00	2,250.00	0.00
Social Studies, 7-12			2,096,710.00	1,941,165.50	-155,544.50
A 2110.1300-01-2130	Salaries Cert. Sec.-Business Ed	Program	249,762.00	239,651.00	-10,111.00
A 2110.1300-02-2130	Salaries Cert. Sec.-Business Ed	Program	192,715.00	149,239.50	-43,475.50

SAYVILLE PUBLIC SCHOOLS

2024-25 Three-Part Component Budget

Account	Account Description	Component	Budget	Proposed Budget	Dollar Difference
			2023-24yr	2024-25yr	
A 2110.4450-01-2130	Travel High School: Business Ed	Program	5,500.00	0.00	-5,500.00
A 2110.5010-01-2130	Supplies and Materials Senior High School-Business Ed	Program	8,950.00	11,350.00	2,400.00
A 2110.5010-02-2130	Supplies and Materials Middle School-Business Ed	Program	1,400.00	1,400.00	0.00
Business Education			458,327.00	401,640.50	-56,686.50
A 2110.1200-03-2131	Salaries Cert. Elem.-Tech Ed	Program	35,534.00	36,171.00	637.00
A 2110.1200-05-2131	Salaries Cert. Elem.-Tech Ed	Program	35,534.00	36,171.00	637.00
A 2110.1200-06-2131	Salaries Cert. Elem.-Tech Ed	Program	35,534.00	36,171.00	637.00
A 2110.1300-01-2131	Salaries Cert. Sec.-Tech Ed	Program	304,680.00	314,087.00	9,407.00
A 2110.1300-02-2131	Salaries Cert. Sec.-Tech Ed	Program	269,743.00	274,093.00	4,350.00
A 2110.2410-01-2131	Equipment Senior High School-Tech Ed	Program	6,095.00	0.00	-6,095.00
A 2110.2410-02-2131	Equipment Middle School-Tech Ed	Program	1,700.00	0.00	-1,700.00
A 2110.4450-01-2131	Travel High School: Tech Ed	Program	1,000.00	1,000.00	0.00
A 2110.4470-01-2131	Maint/Repair Equipment Senior High School-Tech Ed	Program	600.00	600.00	0.00
A 2110.4510-01-2131	Dues/Fees Senior High School-Tech Ed	Program	6,000.00	6,000.00	0.00
A 2110.5010-01-2131	Supplies and Materials Senior High School-Tech Ed	Program	18,000.00	18,000.00	0.00
A 2110.5010-02-2131	Supplies and Materials Middle School-Tech Ed	Program	8,500.00	8,500.00	0.00
Technology Education, 6-12			722,920.00	730,793.00	7,873.00
A 2110.1300-02-2132	Salaries Cert. Sec.-Home & Career Skills	Program	115,976.00	120,377.00	4,401.00
A 2110.5010-02-2132	Supplies and Materials Middle School-Home & Career Skills	Program	7,000.00	7,000.00	0.00
Family & Consumer Science			122,976.00	127,377.00	4,401.00
A 2110.1200-03-2133	Salaries Cert. Elem.-Health	Program	0.00	10,957.07	10,957.07
A 2110.1200-05-2133	Salaries Cert. Elem.-Health	Program	0.00	9,391.77	9,391.77
A 2110.1200-06-2133	Salaries Cert. Elem.-Health	Program	0.00	10,957.07	10,957.07
A 2110.1300-01-2133	Salaries Cert. Sec.-Health	Program	141,789.00	0.00	-141,789.00
A 2110.1300-02-2133	Salaries Cert. Sec.-Health	Program	153,501.00	125,223.59	-28,277.41
A 2110.5010-01-2133	Supplies and Materials Senior High School-Health	Program	450.00	400.00	-50.00
A 2110.5010-02-2133	Supplies and Materials Middle School-Health	Program	700.00	1,000.00	300.00
Health			296,440.00	157,929.50	-138,510.50
A 2110.1300-01-2136	Salaries Cert. Sec.-Alternative School	Program	144,678.00	0.00	-144,678.00
Alternative School, 10-12			144,678.00	0.00	-144,678.00
A 2110.2410-01-2138	Equipment Senior High School-School Wide Instruction	Program	2,500.00	0.00	-2,500.00
A 2110.4450-01-2138	Travel/Conference High School-Schoolwide Instruction	Program	8,000.00	12,325.00	4,325.00
A 2110.4450-02-2138	Travel/Conference Middle School-Schoolwide Instruction	Program	1,000.00	1,000.00	0.00
A 2110.4470-01-2138	Maint/Repair Equipment Senior High School-Schoolwide Instruction	Program	1,000.00	2,000.00	1,000.00
A 2110.4470-02-2138	Maint/Repair Equipment Middle School-Schoolwide Instruction	Program	500.00	500.00	0.00
A 2110.4490-01-2138	Assemblies & Awards Senior High School-Schoolwide Instruction	Program	6,000.00	4,000.00	-2,000.00
A 2110.4490-02-2138	Assemblies & Awards Middle School-Schoolwide Instruction	Program	1,500.00	500.00	-1,000.00
A 2110.4500-01-2138	Commencement Senior High School-Schoolwide Instruction	Program	14,600.00	14,600.00	0.00
A 2110.4510-01-2138	Dues/Fees Senior High School-Schoolwide Instruction	Program	12,700.00	13,150.00	450.00
A 2110.4510-02-2138	Dues/Fees Middle School-Schoolwide Instruction	Program	1,000.00	1,000.00	0.00
A 2110.5010-01-2138	Supplies and Materials Senior High School-Schoolwide Instruction	Program	25,900.00	25,900.00	0.00
A 2110.5010-02-2138	Supplies and Materials Middle School-Schoolwide Instruction	Program	20,100.00	20,100.00	0.00
A 2110.5070-01-2138	Supplies Photocopying Senior High School-Schoolwide Instruction	Program	13,000.00	0.00	-13,000.00
A 2110.5070-02-2138	Supplies Photocopying Middle School-Schoolwide Instruction	Program	8,200.00	8,200.00	0.00
Schoolwide Instruction, 6-12			116,000.00	103,275.00	-12,725.00
A 2110.4450-09-2151	Travel Districtwide: Indistrict-General Instruction, K-12	Program	10,000.00	10,000.00	0.00
General Instruction, K-12			10,000.00	10,000.00	0.00
A 2110.1200-03-2153	Salaries Cert. Elem.-Music	Program	204,635.00	212,173.85	7,538.85
A 2110.1200-05-2153	Salaries Cert. Elem.-Music	Program	202,325.00	209,833.82	7,508.82
A 2110.1200-06-2153	Salaries Cert. Elem.-Music	Program	214,981.00	219,684.33	4,703.33
A 2110.1300-01-2153	Salaries Cert. Sec.-Music	Program	432,185.00	415,286.00	-16,899.00
A 2110.1300-02-2153	Salaries Cert. Sec.-Music	Program	519,046.00	507,426.00	-11,620.00
A 2110.2410-01-2153	Equipment Senior High School-Music	Program	0.00	4,500.00	4,500.00
A 2110.2410-09-2153	Equipment Districtwide-Music	Program	15,900.00	15,900.00	0.00
A 2110.4390-09-2153	Miscellaneous Expenses Districtwide-Music	Program	800.00	1,000.00	200.00
A 2110.4440-01-2153	Other Professional Service Senior High School-Music	Program	2,500.00	2,500.00	0.00
A 2110.4450-09-2153	Travel Districtwide: Music	Program	10,000.00	9,000.00	-1,000.00
A 2110.4470-09-2153	Maint/Repair Equipment Districtwide-Music	Program	15,000.00	17,000.00	2,000.00
A 2110.4480-09-2153	Rental Districtwide-Music	Program	1,500.00	1,500.00	0.00
A 2110.4490-09-2153	Assemblies & Awards Districtwide-Music	Program	3,000.00	3,000.00	0.00

SAYVILLE PUBLIC SCHOOLS

2024-25 Three-Part Component Budget

Account	Account Description	Component	Budget	Proposed Budget	Dollar Difference
			2023-24yr	2024-25yr	
A 2110.4510-09-2153	Dues/Fees Districtwide-Music	Program	7,400.00	8,400.00	1,000.00
A 2110.5010-01-2153	Supplies and Materials Senior High School-Music	Program	1,760.00	2,000.00	240.00
A 2110.5010-09-2153	Supplies and Materials Districtwide-Music	Program	24,963.00	24,723.00	-240.00
Music, K-12			1,655,995.00	1,653,927.00	-2,068.00
A 2110.1200-03-2154	Salaries Cert. Elem.-Art	Program	70,750.00	45,102.80	-25,647.20
A 2110.1200-05-2154	Salaries Cert. Elem.-Art	Program	88,409.00	91,648.00	3,239.00
A 2110.1200-06-2154	Salaries Cert. Elem.-Art	Program	113,709.00	115,747.20	2,038.20
A 2110.1300-01-2154	Salaries Cert. Sec.-Art	Program	616,603.00	659,296.00	42,693.00
A 2110.1300-02-2154	Salaries Cert. Sec.-Art	Program	211,759.00	220,396.00	8,637.00
A 2110.2410-01-2154	Equipment Senior High School-Art	Program	2,500.00	0.00	-2,500.00
A 2110.4450-09-2154	Travel Districtwide: Art	Program	2,000.00	2,000.00	0.00
A 2110.4470-09-2154	Maint/Repair Equipment Districtwide-Art	Program	900.00	900.00	0.00
A 2110.5010-01-2154	Supplies and Materials Senior High School-Art	Program	28,000.00	28,000.00	0.00
A 2110.5010-02-2154	Supplies and Materials Middle School-Art	Program	12,000.00	12,000.00	0.00
A 2110.5010-03-2154	Supplies and Materials Cherry Ave Elem Sch-Art	Program	6,500.00	6,500.00	0.00
A 2110.5010-05-2154	Supplies and Materials Lincoln Ave Elem Sch-Art	Program	6,500.00	6,500.00	0.00
A 2110.5010-06-2154	Supplies and Materials Sunrise Drive Elem Sch-Art	Program	6,500.00	6,500.00	0.00
Art, K-12			1,166,130.00	1,194,590.00	28,460.00
A 2110.1200-03-2155	Salaries Cert. Elem.-P/E	Program	253,922.00	125,799.50	-128,122.50
A 2110.1200-05-2155	Salaries Cert. Elem.-P/E	Program	184,914.00	189,422.50	4,508.50
A 2110.1200-06-2155	Salaries Cert. Elem.-P/E	Program	196,928.00	200,665.00	3,737.00
A 2110.1300-01-2155	Salaries Cert. Sec.-P/E	Program	554,757.00	564,585.00	9,828.00
A 2110.1300-02-2155	Salaries Cert. Sec.-P/E	Program	374,085.00	262,767.00	-111,318.00
A 2110.4450-09-2155	Travel Districtwide: Physical Education	Program	1,000.00	1,000.00	0.00
A 2110.4470-09-2155	Maint/Repair Equipment Districtwide-P/E	Program	2,000.00	2,000.00	0.00
A 2110.4490-09-2155	Assemblies & Awards Districtwide-P/E	Program	4,000.00	4,000.00	0.00
A 2110.5010-01-2155	Supplies and Materials Senior High School-P/E	Program	5,000.00	5,000.00	0.00
A 2110.5010-02-2155	Supplies and Materials Middle School-P/E	Program	2,900.00	2,900.00	0.00
A 2110.5010-03-2155	Supplies and Materials Cherry Ave Elem Sch-P/E	Program	2,100.00	2,000.00	-100.00
A 2110.5010-05-2155	Supplies and Materials Lincoln Ave Elem Sch-P/E	Program	3,100.00	3,000.00	-100.00
A 2110.5010-06-2155	Supplies and Materials Sunrise Drive Elem Sch-P/E	Program	2,300.00	2,300.00	0.00
A 2110.5010-09-2155	Supplies and Materials Districtwide-P/E	Program	3,800.00	3,500.00	-300.00
Physical Education, K-12			1,590,806.00	1,368,939.00	-221,867.00
A 2110.1200-03-2156	Salaries Cert. Elem.-LOTE	Program	23,576.00	34,402.56	10,826.56
A 2110.1200-05-2156	Salaries Cert. Elem.-LOTE	Program	23,576.00	33,390.72	9,814.72
A 2110.1200-06-2156	Salaries Cert. Elem.-LOTE	Program	23,576.00	33,390.72	9,814.72
A 2110.1300-01-2156	Salaries Cert. Sec.-LOTE	Program	906,021.00	953,817.30	47,796.30
A 2110.1300-02-2156	Salaries Cert. Sec.-LOTE	Program	411,940.00	468,958.00	57,018.00
A 2110.5010-01-2156	Supplies and Materials Senior High School-LOTE	Program	22,822.00	22,822.00	0.00
A 2110.5010-02-2156	Supplies and Materials Middle School-LOTE	Program	1,462.00	1,462.00	0.00
A 2110.5010-03-2156	Supplies and Materials Elem.-LOTE	Program	800.00	800.00	0.00
A 2110.5010-05-2156	Supplies and Materials Elem.-LOTE	Program	800.00	800.00	0.00
A 2110.5010-06-2156	Supplies and Materials Elem.-LOTE	Program	800.00	800.00	0.00
World Languages			1,415,373.00	1,550,643.30	135,270.30
A 2110.1200-03-2157	Salaries Cert. Elem.-ACE	Program	146,670.00	149,239.50	2,569.50
A 2110.1200-05-2157	Salaries Cert. Elem.-ACE	Program	47,796.00	0.00	-47,796.00
A 2110.1200-06-2157	Salaries Cert. Elem.-ACE	Program	47,796.00	0.00	-47,796.00
A 2110.4450-09-2157	Travel Districtwide:ACE	Program	2,000.00	0.00	-2,000.00
A 2110.4510-09-2157	Dues/Fees Districtwide-ACE	Program	900.00	0.00	-900.00
A 2110.5010-09-2157	Supplies and Materials Districtwide-ACE	Program	2,500.00	2,500.00	0.00
Enrichment Program, 4-12			247,662.00	151,739.50	-95,922.50
A 2250.1490-98-0000	Sal. Cert. Substitute Teach- Special Ed	Program	60,000.00	25,000.00	-35,000.00
A 2250.1500-01-0000	Salaries Cert. Salaries	Program	1,105,013.00	1,014,238.32	-90,774.68
A 2250.1500-02-0000	Salaries Cert. Sec-Spec Ed	Program	1,035,084.00	878,757.36	-156,326.64
A 2250.1500-03-0000	Salaries Cert. Elem-Spec Ed	Program	93,329.00	85,398.26	-7,930.74
A 2250.1500-05-0000	Salaries Cert. Elem-Spec Ed	Program	790,004.00	496,153.96	-293,850.04
A 2250.1500-06-0000	Salaries Cert. Salaries	Program	393,359.00	637,850.26	244,491.26
A 2250.1500-11-0000	Salaries Cert. West Sayville Christian	Program	50,951.00	0.00	-50,951.00
A 2250.1500-98-0000	Salaries Cert. Salaries	Program	0.00	162,619.00	162,619.00
A 2250.1520-98-0000	Sal. Cert. Home Teaching Salaries	Program	2,500.00	2,500.00	0.00

SAYVILLE PUBLIC SCHOOLS

2024-25 Three-Part Component Budget

Account	Account Description	Component	Budget	Proposed Budget	Dollar Difference
			2023-24yr	2024-25yr	
A 2250.1530-98-0000	Sal. Cert. Summer Salaries	Program	24,000.00	24,000.00	0.00
A 2250.1550-98-0000	Sal. Cert. Hrly Salaries	Program	1,300.00	1,300.00	0.00
A 2250.1600-98-0000	Salaries Non-Cert. Nurses	Program	16,000.00	0.00	-16,000.00
A 2250.1760-01-0000	Sal. Non-cert. Sp Ed Aides Salaries	Program	301,083.00	285,457.00	-15,626.00
A 2250.1760-02-0000	Sal. Non-cert. Sp Ed Aides Salaries	Program	455,399.00	380,825.00	-74,574.00
A 2250.1760-03-0000	Sal. Non-cert. Sp Ed Aides Salaries	Program	102,460.00	123,420.00	20,960.00
A 2250.1760-05-0000	Sal. Non-cert. Sp Ed Aides Salaries	Program	617,646.00	553,467.00	-64,179.00
A 2250.1760-06-0000	Sal. Non-cert. Sp Ed Aides Salaries	Program	208,266.00	325,363.00	117,097.00
A 2250.1790-01-0000	Sal. Non-cert. Aides Subs Salaries	Program	26,000.00	0.00	-26,000.00
A 2250.1790-02-0000	Sal. Non-cert. Aides Subs Salaries	Program	26,000.00	0.00	-26,000.00
A 2250.1790-03-0000	Sal. Non-cert. Aides Subs Salaries	Program	10,000.00	0.00	-10,000.00
A 2250.1790-05-0000	Sal. Non-cert. Aides Subs Salaries	Program	12,000.00	0.00	-12,000.00
A 2250.1790-06-0000	Sal. Non-cert. Aides Subs Salaries	Program	12,000.00	0.00	-12,000.00
A 2250.2410-09-0000	Equipment Districtwide	Program	5,500.00	5,500.00	0.00
A 2250.4390-09-0000	Miscellaneous Expenses Districtwide	Program	2,000.00	2,000.00	0.00
A 2250.4440-09-0000	Other Professional Service Districtwide	Program	850,000.00	925,000.00	75,000.00
A 2250.4450-09-0000	Travel Districtwide	Program	450.00	450.00	0.00
A 2250.4470-09-0000	Maint/Repair Equipment Districtwide	Program	1,000.00	1,000.00	0.00
A 2250.4580-09-0000	Photocopy Rental Districtwide	Program	4,000.00	4,000.00	0.00
A 2250.4710-09-0000	Tuition-Out of Dist. - Public Districtwide	Program	145,000.00	145,000.00	0.00
A 2250.4720-09-0000	Tuition-Out of Dist. - Other Districtwide	Program	739,894.00	855,853.00	115,959.00
A 2250.4800-01-0000	Textbooks Senior High School	Program	400.00	300.00	-100.00
A 2250.4800-02-0000	Textbooks Middle School	Program	400.00	300.00	-100.00
A 2250.4800-03-0000	Textbooks Cherry Ave Elem Sch	Program	200.00	200.00	0.00
A 2250.4800-05-0000	Textbooks Lincoln Ave Elem Sch	Program	350.00	300.00	-50.00
A 2250.4800-06-0000	Textbooks Sunrise Drive Elem Sch	Program	350.00	300.00	-50.00
A 2250.4910-20-0000	BOCES Services Spec Educ BOCES 2	Program	1,149,560.00	1,389,718.00	240,158.00
A 2250.4910-25-0000	BOCES Services Spec Educ Other BOCES	Program	25,274.00	70,000.00	44,726.00
A 2250.4910-30-0000	BOCES Services SOE	Program	355,768.00	405,000.00	49,232.00
A 2250.4910-32-0000	BOCES Services Related Services BOCES	Program	850,000.00	850,000.00	0.00
A 2250.5010-01-0000	Supplies and Materials Senior High School	Program	4,700.00	4,700.00	0.00
A 2250.5010-02-0000	Supplies and Materials Middle School	Program	4,550.00	4,550.00	0.00
A 2250.5010-03-0000	Supplies and Materials Cherry Ave Elem Sch	Program	650.00	650.00	0.00
A 2250.5010-05-0000	Supplies and Materials Lincoln Ave Elem Sch	Program	4,500.00	4,500.00	0.00
A 2250.5010-06-0000	Supplies and Materials Sunrise Drive Elem Sch	Program	3,600.00	3,600.00	0.00
A 2250.5010-09-0000	Supplies and Materials Districtwide	Program	6,500.00	6,500.00	0.00
Handicapped Pupils, K-12			9,497,040.00	9,675,770.16	178,730.16
A 2250.1500-98-2014	Salaries Cert. Salaries	Program	380,980.00	396,645.00	15,665.00
A 2250.1600-98-2014	Salaries Non-cert. Salaries	Program	202,212.00	221,858.98	19,646.98
A 2250.1630-98-2014	Sal. Non-cert. OT Salaries	Program	17,000.00	17,000.00	0.00
A 2250.4390-09-2014	Miscellaneous Expenses Districtwide	Program	750.00	750.00	0.00
A 2250.4450-09-2014	Travel Districtwide	Program	1,000.00	2,500.00	1,500.00
A 2250.4470-09-2014	Maint/Repair Equipment Districtwide	Program	315.00	315.00	0.00
A 2250.5010-09-2014	Supplies and Materials Districtwide	Program	5,000.00	5,000.00	0.00
Special Education Office			607,257.00	644,068.98	36,811.98
A 2250.1500-01-2257	Salaries Cert. -Speech Instruction	Program	121,698.00	125,589.50	3,891.50
A 2250.1500-02-2257	Salaries Cert. -Speech Instruction	Program	220,704.00	228,166.31	7,462.31
A 2250.1500-03-2257	Salaries Cert. -Speech Instruction	Program	80,796.00	105,373.00	24,577.00
A 2250.1500-05-2257	Salaries Cert. -Speech Instruction	Program	286,481.00	317,181.32	30,700.32
A 2250.1500-06-2257	Salaries Cert. -Speech Instruction	Program	118,548.00	125,233.87	6,685.87
A 2250.1500-11-2257	Salaries Cert. -Speech Instruction West Sayville Christian	Program	31,792.00	43,615.00	11,823.00
A 2250.4450-09-2257	Travel Districtwide-Speech Instruction	Program	1,000.00	1,000.00	0.00
A 2250.5010-01-2257	Supplies and Materials Senior High School-Speech Instruction	Program	400.00	400.00	0.00
A 2250.5010-02-2257	Supplies and Materials Middle School-Speech Instruction	Program	600.00	600.00	0.00
A 2250.5010-03-2257	Supplies and Materials Cherry Ave Elem Sch-Speech Instruction	Program	300.00	400.00	100.00
A 2250.5010-05-2257	Supplies and Materials Lincoln Ave Elem Sch-Speech Instruction	Program	975.00	975.00	0.00
A 2250.5010-06-2257	Supplies and Materials Sunrise Drive Elem Sch-Speech Instruction	Program	700.00	700.00	0.00
A 2250.5010-09-2257	Supplies and Materials Districtwide-Speech Instruction	Program	2,500.00	2,500.00	0.00
Speech Instruction, K-12			866,494.00	951,734.00	85,240.00
A 2250.1200-03-2272	Salaries Cert. Elem. Non-English Speaking	Program	0.00	22,563.40	22,563.40

SAYVILLE PUBLIC SCHOOLS

2024-25 Three-Part Component Budget

Account	Account Description	Component	Budget 2023-24yr	Proposed Budget 2024-25yr	Dollar Difference
A 2250.1200-05-2272	Salaries Cert. Elem. Non-English Speaking	Program	197,502.00	116,887.00	-80,615.00
A 2250.1300-01-2272	Salaries Cert. Sec. Non-English Speaking	Program	40,485.00	67,690.20	27,205.20
A 2250.1300-02-2272	Salaries Cert. Sec. Non-English Speaking	Program	0.00	22,563.40	22,563.40
A 2250.4450-09-2272	Travel Districtwide Non-English Speaking	Program	500.00	500.00	0.00
A 2250.5010-09-2272	Supplies and Materials Districtwide Non-English Speaking	Program	1,500.00	1,500.00	0.00
English Language Learners, K-12			239,987.00	231,704.00	-8,283.00
A 2250.1200-03-2275	Salaries Cert. Elem.-Corrective Reading	Program	300,658.00	229,469.00	-71,189.00
A 2250.1200-05-2275	Salaries Cert. Elem.-Corrective Reading	Program	243,374.00	179,014.56	-64,359.44
A 2250.1200-06-2275	Salaries Cert. Elem.-Corrective Reading	Program	244,014.00	251,653.00	7,639.00
A 2250.1300-01-2275	Salaries Cert. Sec.-Corrective Reading	Program	45,164.00	79,832.40	34,668.40
A 2250.1300-02-2275	Salaries Cert. Sec.-Corrective Reading	Program	273,973.00	284,649.05	10,676.05
A 2250.4800-03-2275	Textbooks Cherry Ave Elem Sch-Corrective Reading	Program	2,200.00	2,200.00	0.00
A 2250.4800-05-2275	Textbooks Lincoln Ave Elem Sch-Corrective Reading	Program	2,800.00	2,800.00	0.00
A 2250.4800-06-2275	Textbooks Sunrise Drive Elem Sch-Corrective Reading	Program	2,800.00	2,800.00	0.00
A 2250.5010-03-2275	Supplies and Materials Cherry Ave Elem Sch-Corrective Reading	Program	1,000.00	1,000.00	0.00
A 2250.5010-05-2275	Supplies and Materials Lincoln Ave Elem Sch-Corrective Reading	Program	1,500.00	2,020.00	520.00
A 2250.5010-06-2275	Supplies and Materials Sunrise Drive Elem Sch-Corrective Reading	Program	2,700.00	2,700.00	0.00
Corrective Reading, K-12			1,120,183.00	1,038,138.01	-82,044.99
A 2280.4910-46-0000	BOCES Services Vocational Education	Program	786,396.00	826,000.00	39,604.00
Occupational Education			786,396.00	826,000.00	39,604.00
A 2330.1340-01-3335	Sal. Cert. Sec. Driver Educ Salaries	Program	24,127.00	24,541.00	414.00
A 2330.1540-01-3335	Sal. Cert. Driver Educ Sum Salaries	Program	15,735.00	16,005.00	270.00
A 2330.1550-01-3335	Sal. Cert. Hrly Salaries	Program	53,400.00	53,400.00	0.00
A 2330.4440-09-3335	Other Professional Service Districtwide	Program	900.00	900.00	0.00
A 2330.5010-09-3335	Supplies and Materials Districtwide	Program	2,000.00	2,500.00	500.00
Teaching -Adult Ed			96,162.00	97,346.00	1,184.00
A 2610.1600-98-2611	Salaries Non-cert. Salaries	Program	262,706.00	268,703.00	5,997.00
A 2610.1630-98-2611	Sal. Non-cert. OT Salaries	Program	3,100.00	0.00	-3,100.00
A 2610.1660-98-2611	Sal. Non-cert. Hrly Subs Salaries	Program	0.00	4,100.00	4,100.00
A 2610.2410-07-2611	Equipment Administration Bldg	Program	0.00	1,000.00	1,000.00
A 2610.2430-09-2611	Equipment AV Districtwide	Program	3,125.00	6,000.00	2,875.00
A 2610.4450-09-2611	Travel Districtwide	Program	7,000.00	7,000.00	0.00
A 2610.4470-09-2611	Maint/Repair Equipment Districtwide	Program	7,500.00	6,000.00	-1,500.00
A 2610.4510-09-2611	Dues/Fees Districtwide	Program	675.00	0.00	-675.00
A 2610.4580-09-2611	Photocopy Rental -Technology/IMC	Program	2,200.00	0.00	-2,200.00
A 2610.4910-34-2611	BOCES Services TV and Equipment Repair	Program	2,000.00	0.00	-2,000.00
A 2610.5010-07-2611	Supplies and Materials Tech. Department	Program	3,000.00	5,000.00	2,000.00
A 2610.5030-09-2611	Supplies AV Districtwide	Program	11,000.00	6,000.00	-5,000.00
A 2610.5040-01-2611	Supplies AV Standard Senior High School	Program	0.00	100.00	100.00
A 2610.5040-02-2611	Supplies AV Standard Middle School	Program	0.00	102.00	102.00
A 2610.5040-03-2611	Supplies AV Standard Cherry Ave Elem Sch	Program	0.00	808.00	808.00
A 2610.5040-09-2611	Supplies AV Standard Districtwide	Program	1,960.00	1,511.00	-449.00
A 2610.5150-09-2611	Supplies ID Pictures Districtwide	Program	500.00	2,000.00	1,500.00
A 2610.5160-09-2611	Supplies TV Districtwide	Program	1,000.00	1,000.00	0.00
A 2610.5170-09-2611	AV Loan Program Districtwide	Program	500.00	500.00	0.00
Instructional Materials AV			306,266.00	309,824.00	3,558.00
A 2610.1500-01-2615	Salaries Cert. Salaries	Program	146,745.00	151,062.00	4,317.00
A 2610.1500-02-2615	Salaries Cert. Salaries	Program	138,681.00	142,861.00	4,180.00
A 2610.1500-03-2615	Salaries Cert. Salaries	Program	130,998.00	135,047.50	4,049.50
A 2610.1500-05-2615	Salaries Cert. Salaries	Program	137,617.00	141,779.00	4,162.00
A 2610.1500-06-2615	Salaries Cert. Salaries	Program	78,909.00	86,649.00	7,740.00
A 2610.1660-98-2615	Sal. Non-cert. Hrly Subs Salaries	Program	3,000.00	0.00	-3,000.00
A 2610.4910-39-2615	BOCES Services Library Service Online	Program	63,000.00	48,200.00	-14,800.00
A 2610.5010-01-2615	Supplies and Materials Senior High School	Program	2,000.00	2,000.00	0.00
A 2610.5010-02-2615	Supplies and Materials Middle School	Program	1,800.00	1,800.00	0.00
A 2610.5010-03-2615	Supplies and Materials Cherry Ave Elem Sch	Program	1,700.00	1,700.00	0.00
A 2610.5010-05-2615	Supplies and Materials Lincoln Ave Elem Sch	Program	2,500.00	2,500.00	0.00
A 2610.5010-06-2615	Supplies and Materials Sunrise Drive Elem Sch	Program	1,575.00	1,575.00	0.00
A 2610.5050-01-2615	Periodicals Senior High School	Program	900.00	800.00	-100.00
A 2610.5050-02-2615	Periodicals Middle School	Program	1,000.00	1,000.00	0.00

SAYVILLE PUBLIC SCHOOLS

2024-25 Three-Part Component Budget

Account	Account Description	Component	Budget	Proposed Budget	Dollar Difference
			2023-24yr	2024-25yr	
A 2610.5050-03-2615	Periodicals Cherry Ave Elem Sch	Program	825.00	825.00	0.00
A 2610.5050-05-2615	Periodicals Lincoln Ave Elem Sch	Program	1,900.00	2,000.00	100.00
A 2610.5050-06-2615	Periodicals Sunrise Drive Elem Sch	Program	840.00	840.00	0.00
A 2610.5060-01-2615	Library Books Senior High School	Program	17,000.00	15,000.00	-2,000.00
A 2610.5060-02-2615	Library Books Middle School	Program	14,000.00	13,000.00	-1,000.00
A 2610.5060-03-2615	Library Books Cherry Ave Elem Sch	Program	13,000.00	13,000.00	0.00
A 2610.5060-05-2615	Library Books Lincoln Ave Elem Sch	Program	15,000.00	13,000.00	-2,000.00
A 2610.5060-06-2615	Library Books Sunrise Drive Elem Sch	Program	14,000.00	13,000.00	-1,000.00
Library			786,990.00	787,638.50	648.50
A 2620.4910-09-0000	BOCES Services Instructional Media	Program	0.00	2,575.00	2,575.00
A 2630.1600-98-0000	Salaries Non-cert. Salaries	Program	221,644.00	231,882.00	10,238.00
A 2630.1630-98-0000	Sal. Non-cert. OT Salaries	Program	8,500.00	4,000.00	-4,500.00
A 2630.2210-09-0000	Equipment Computer Instr Districtwide	Program	10,000.00	8,000.00	-2,000.00
A 2630.2410-09-0000	Equipment Districtwide	Program	10,000.00	39,935.00	29,935.00
A 2630.2470-09-0000	Equipment Computer Related Districtwide	Program	2,000.00	1,200.00	-800.00
A 2630.4440-09-0000	Other Professional Service Districtwide	Program	462,442.00	559,812.00	97,370.00
A 2630.4450-09-0000	Travel Districtwide	Program	2,500.00	3,600.00	1,100.00
A 2630.4470-09-0000	Maint/Repair Equipment Computer Equip/Repair	Program	17,000.00	25,300.00	8,300.00
A 2630.4910-55-0000	BOCES Services Computer Lab 3	Program	1,652,532.00	1,608,935.00	-43,597.00
A 2630.5010-09-0000	Supplies and Materials Districtwide	Program	10,000.00	15,000.00	5,000.00
A 2630.5090-01-0000	Supplies Computer Instr Soft Senior High School	Program	0.00	45,212.00	45,212.00
A 2630.5090-09-0000	Supplies Computer Instr Soft Districtwide	Program	450,351.00	538,976.00	88,625.00
A 2630.5130-09-0000	Supplies Computer Related Districtwide	Program	164,200.00	153,125.00	-11,075.00
Computer Instruction K-12			3,011,169.00	3,237,552.00	226,383.00
A 2805.1600-01-0000	Salaries Non-cert. Salaries	Program	65,684.00	66,813.00	1,129.00
A 2805.1630-98-0000	Sal. Non-cert. OT Salaries	Program	1,000.00	0.00	-1,000.00
A 2805.1660-98-0000	Sal. Non-cert. Hrly Subs Salaries	Program	3,000.00	0.00	-3,000.00
A 2805.1780-01-0000	Sal. Non-cert. Attend Aides Salaries	Program	16,421.00	16,750.00	329.00
A 2805.1780-02-0000	Sal. Non-cert. Attend Aides Salaries	Program	16,421.00	16,750.00	329.00
A 2805.1780-03-0000	Sal. Non-cert. Attend Aides Salaries	Program	16,421.00	16,750.00	329.00
A 2805.1780-05-0000	Sal. Non-cert. Attend Aides Salaries	Program	18,837.00	19,110.00	273.00
A 2805.1780-06-0000	Sal. Non-cert. Attend Aides Salaries	Program	16,421.00	16,750.00	329.00
A 2805.1790-01-0000	Sal. Non-cert. Aides Subs Salaries	Program	800.00	0.00	-800.00
A 2805.1790-02-0000	Sal. Non-cert. Aides Subs Salaries	Program	800.00	0.00	-800.00
A 2805.1790-03-0000	Sal. Non-cert. Aides Subs Salaries	Program	450.00	0.00	-450.00
A 2805.1790-05-0000	Sal. Non-cert. Aides Subs Salaries	Program	450.00	0.00	-450.00
A 2805.1790-06-0000	Sal. Non-cert. Aides Subs Salaries	Program	450.00	0.00	-450.00
A 2805.5010-09-0000	Supplies and Materials Districtwide	Program	1,544.00	1,621.00	77.00
Attendance, K-12			158,699.00	154,544.00	-4,155.00
A 2810.1500-01-0000	Salaries Cert. Sec-Guidance	Program	554,241.00	488,192.50	-66,048.50
A 2810.1500-02-0000	Salaries Cert. Sec-Guidance	Program	408,486.00	338,217.50	-70,268.50
A 2810.1530-01-0000	Sal. Cert. Summer Salaries	Program	8,168.00	8,200.00	32.00
A 2810.1530-02-0000	Sal. Cert. Summer Salaries	Program	6,150.00	6,200.00	50.00
A 2810.1590-01-0000	Sal. Cert. Other Salaries	Program	13,500.00	13,500.00	0.00
A 2810.1590-02-0000	Sal. Cert. Other Salaries	Program	9,850.00	10,000.00	150.00
A 2810.1600-01-0000	Salaries Non-cert. Salaries	Program	144,881.00	149,491.82	4,610.82
A 2810.1600-02-0000	Salaries Non-cert. Salaries	Program	80,715.00	0.00	-80,715.00
A 2810.1660-01-0000	Sal. Non-cert. Hrly Subs Salaries	Program	3,350.00	0.00	-3,350.00
A 2810.1660-02-0000	Sal. Non-cert. Hrly Subs Salaries	Program	3,350.00	0.00	-3,350.00
A 2810.4390-01-0000	Miscellaneous Expenses Senior High School	Program	4,800.00	5,100.00	300.00
A 2810.4450-09-0000	Travel Districtwide	Program	500.00	500.00	0.00
A 2810.4510-01-0000	Dues/Fees Senior High School	Program	900.00	900.00	0.00
A 2810.5010-01-0000	Supplies and Materials Senior High School	Program	4,200.00	4,200.00	0.00
A 2810.5010-02-0000	Supplies and Materials Middle School	Program	2,250.00	2,250.00	0.00
Guidance, 6-12			1,245,341.00	1,026,751.82	-218,589.18
A 2815.1600-01-0000	Salaries Non-cert. Salaries	Program	91,591.00	115,140.90	23,549.90
A 2815.1600-02-0000	Salaries Non-cert. Salaries	Program	79,533.00	91,031.00	11,498.00
A 2815.1600-03-0000	Salaries Non-cert. Salaries	Program	88,877.00	94,831.60	5,954.60
A 2815.1600-05-0000	Salaries Non-cert. Salaries	Program	216,178.00	207,826.50	-8,351.50
A 2815.1600-06-0000	Salaries Non-cert. Salaries	Program	75,886.00	137,541.00	61,655.00

SAYVILLE PUBLIC SCHOOLS

2024-25 Three-Part Component Budget

Account	Account Description	Component	Budget	Proposed Budget	Dollar Difference
			2023-24yr	2024-25yr	
A 2815.1600-11-0000	Salaries Non-cert. West Sayville Christian	Program	13,648.00	9,417.00	-4,231.00
A 2815.1630-01-0000	Sal. Non-cert.- Summer Salaries/OT	Program	4,500.00	10,000.00	5,500.00
A 2815.1630-02-0000	Sal. Non-cert.- Summer Salaries/OT	Program	4,500.00	10,000.00	5,500.00
A 2815.1660-98-0000	Sal. Non-cert. Hrly Subs Salaries	Program	17,000.00	0.00	-17,000.00
A 2815.1760-01-0000	Salaries Non-cert.-Health Aides Salaries	Program	21,742.00	22,178.00	436.00
A 2815.1760-02-0000	Salaries Non-cert.-Health Aides Salaries	Program	21,742.00	22,178.00	436.00
A 2815.4360-09-0000	Health Contracts Districtwide	Program	70,000.00	70,000.00	0.00
A 2815.4390-09-0000	Miscellaneous Expenses Districtwide	Program	500.00	500.00	0.00
A 2815.4450-09-0000	Travel Districtwide	Program	600.00	600.00	0.00
A 2815.4470-09-0000	Maint/Repair Equipment Districtwide	Program	500.00	500.00	0.00
A 2815.5010-01-0000	Supplies and Materials Senior High School	Program	900.00	600.00	-300.00
A 2815.5010-02-0000	Supplies and Materials Middle School	Program	690.00	700.00	10.00
A 2815.5010-03-0000	Supplies and Materials Cherry Ave Elem Sch	Program	700.00	700.00	0.00
A 2815.5010-05-0000	Supplies and Materials Lincoln Ave Elem Sch	Program	1,250.00	1,000.00	-250.00
A 2815.5010-06-0000	Supplies and Materials Sunrise Drive Elem Sch	Program	975.00	1,000.00	25.00
A 2815.5010-09-0000	Supplies and Materials Districtwide	Program	4,600.00	4,000.00	-600.00
Health Services			715,912.00	799,744.00	83,832.00
A 2815.5010-09-2816	Supplies and Materials Districtwide	Program	14,760.00	52,000.00	37,240.00
Diagnostic Screening			14,760.00	52,000.00	37,240.00
A 2820.1500-01-0000	Salaries Cert. Sec- Psychologist	Program	155,573.00	175,965.20	20,392.20
A 2820.1500-02-0000	Salaries Cert. Sec-Psychologist	Program	152,926.00	173,273.20	20,347.20
A 2820.1500-03-0000	Salaries Cert. Salaries	Program	103,787.00	124,965.20	21,178.20
A 2820.1500-05-0000	Salaries Cert. Salaries	Program	151,093.00	171,409.20	20,316.20
A 2820.1500-06-0000	Salaries Cert. Salaries	Program	136,380.00	158,112.70	21,732.70
A 2820.1500-98-0000	Salaries Cert. Salaries	Program	0.00	85,159.00	85,159.00
A 2820.4450-09-0000	Travel Districtwide	Program	1,000.00	1,000.00	0.00
A 2820.5010-01-0000	Supplies and Materials Senior High School	Program	700.00	700.00	0.00
A 2820.5010-02-0000	Supplies and Materials Middle School	Program	600.00	600.00	0.00
A 2820.5010-03-0000	Supplies and Materials Cherry Ave Elem Sch	Program	500.00	500.00	0.00
A 2820.5010-05-0000	Supplies and Materials Lincoln Ave Elem Sch	Program	550.00	550.00	0.00
A 2820.5010-06-0000	Supplies and Materials Sunrise Drive Elem Sch	Program	550.00	550.00	0.00
A 2820.5010-09-0000	Supplies and Materials Districtwide	Program	3,500.00	3,500.00	0.00
Psychological Services, K-12			707,159.00	896,284.50	189,125.50
A 2825.1500-01-0000	Salaries Cert. Salaries	Program	145,240.00	160,502.00	15,262.00
A 2825.1500-02-0000	Salaries Cert. Salaries	Program	252,854.00	262,463.00	9,609.00
A 2825.1500-03-0000	Salaries Cert. Salaries	Program	101,209.00	109,419.00	8,210.00
A 2825.1500-05-0000	Salaries Cert. Salaries	Program	135,097.00	139,216.00	4,119.00
A 2825.1500-06-0000	Salaries Cert. Salaries	Program	97,207.00	102,348.00	5,141.00
A 2825.4450-09-0000	Travel Districtwide	Program	900.00	900.00	0.00
A 2825.5010-09-0000	Supplies and Materials Districtwide	Program	900.00	900.00	0.00
Social Work Services			733,407.00	775,748.00	42,341.00
A 2850.1500-01-0000	Salaries Cert. Salaries	Program	199,402.00	225,500.00	26,098.00
A 2850.1500-02-0000	Salaries Cert. Salaries	Program	84,879.00	88,500.00	3,621.00
A 2850.1500-03-0000	Salaries Cert. Salaries	Program	15,892.00	16,000.00	108.00
A 2850.1500-05-0000	Salaries Cert. Salaries	Program	15,892.00	16,000.00	108.00
A 2850.1500-06-0000	Salaries Cert. Salaries	Program	15,892.00	16,000.00	108.00
A 2850.1500-98-0000	Salaries Cert. Salaries	Program	54,187.00	54,000.00	-187.00
A 2850.1550-01-0000	Sal. Cert. Hrly Salaries	Program	25,000.00	30,000.00	5,000.00
A 2850.1550-02-0000	Sal. Cert. Hrly Salaries	Program	25,000.00	30,000.00	5,000.00
A 2850.1550-03-0000	Sal. Cert. Hrly Salaries	Program	12,000.00	5,000.00	-7,000.00
A 2850.1550-05-0000	Sal. Cert. Hrly Salaries	Program	12,000.00	5,000.00	-7,000.00
A 2850.1550-06-0000	Sal. Cert. Hrly Salaries	Program	12,000.00	5,000.00	-7,000.00
A 2850.1600-01-0000	Salaries Non-cert. Salaries	Program	1,000.00	0.00	-1,000.00
A 2850.1600-02-0000	Salaries Non-cert. Salaries	Program	1,000.00	0.00	-1,000.00
A 2850.1600-05-0000	Salaries Non-cert. Salaries	Program	0.00	3,100.00	3,100.00
A 2850.1650-98-0000	Sal. Non-cert. Hrly Salaries	Program	1,000.00	0.00	-1,000.00
A 2850.4180-01-0000	Drama Senior High School	Program	3,000.00	4,000.00	1,000.00
A 2850.4190-01-0000	Musical Senior High School	Program	12,000.00	12,500.00	500.00
A 2850.4190-02-0000	Musical Middle School	Program	7,000.00	10,000.00	3,000.00
A 2850.4191-09-0000	Music Uniforms Senior High School	Program	2,000.00	2,000.00	0.00

SAYVILLE PUBLIC SCHOOLS

2024-25 Three-Part Component Budget

Account	Account Description	Component	Budget	Proposed Budget	Dollar Difference
			2023-24yr	2024-25yr	
A 2850.4200-01-0000	Publications Senior High School	Program	11,000.00	11,000.00	0.00
A 2850.4440-09-0000	Other Professional Service Districtwide	Program	4,000.00	0.00	-4,000.00
Co-Curricular Activities:			514,144.00	533,600.00	19,456.00
A 2855.1500-01-2856	Salaries Cert. Salaries	Program	549,141.00	548,738.00	-403.00
A 2855.1500-02-2856	Salaries Cert. Salaries	Program	188,249.00	181,544.00	-6,705.00
A 2855.1501-98-2856	Salaries Cert.-Playoffs	Program	40,000.00	40,000.00	0.00
A 2855.1550-98-2856	Sal. Cert. Hrly Salaries	Program	44,179.00	45,000.00	821.00
A 2855.1600-98-2856	Salaries Non-cert. Salaries	Program	126,138.00	130,175.99	4,037.99
A 2855.1630-98-2856	Sal. Non-cert. OT Salaries	Program	3,000.00	0.00	-3,000.00
A 2855.1650-98-2856	Sal. Non-cert. Hrly Salaries	Program	45,000.00	54,866.00	9,866.00
A 2855.2410-09-2856	Equipment Districtwide	Program	13,000.00	30,000.00	17,000.00
A 2855.2410-63-2856	Equipment Football	Program	3,000.00	0.00	-3,000.00
A 2855.2410-64-2856	Equipment B. Soccer	Program	11,000.00	0.00	-11,000.00
A 2855.2410-67-2856	Equipment B. Basketball	Program	12,000.00	0.00	-12,000.00
A 2855.4450-09-2856	Travel Districtwide	Program	6,000.00	7,000.00	1,000.00
A 2855.4470-09-2856	Maint/Repair Equipment Districtwide	Program	21,000.00	25,000.00	4,000.00
A 2855.4490-09-2856	Assemblies & Awards Districtwide	Program	19,000.00	25,000.00	6,000.00
A 2855.4510-09-2856	Dues/Fees Districtwide	Program	48,500.00	60,000.00	11,500.00
A 2855.4510-62-2856	Dues/Fees Cross Country	Program	1,200.00	1,500.00	300.00
A 2855.4510-64-2856	Dues/Fees B. Soccer	Program	0.00	500.00	500.00
A 2855.4510-65-2856	Dues/Fees Wrestling	Program	2,600.00	3,000.00	400.00
A 2855.4510-66-2856	Dues/Fees Bowling	Program	5,000.00	6,000.00	1,000.00
A 2855.4510-68-2856	Dues/Fees Baseball	Program	0.00	500.00	500.00
A 2855.4510-70-2856	Dues/Fees Golf	Program	4,000.00	5,000.00	1,000.00
A 2855.4510-71-2856	Dues/Fees B. Track	Program	1,200.00	2,000.00	800.00
A 2855.4510-72-2856	Dues/Fees Cheerleaders	Program	500.00	1,500.00	1,000.00
A 2855.4510-73-2856	Dues/Fees B. Volleyball	Program	500.00	1,000.00	500.00
A 2855.4510-74-2856	Dues/Fees B. Swimming	Program	300.00	500.00	200.00
A 2855.4510-75-2856	Dues/Fees G. Swimming	Program	300.00	600.00	300.00
A 2855.4510-76-2856	Dues/Fees Fencing	Program	800.00	1,200.00	400.00
A 2855.4510-79-2856	Dues/Fees B. Lacrosse	Program	0.00	500.00	500.00
A 2855.4510-80-2856	Dues/Fees G. Lacrosse	Program	0.00	500.00	500.00
A 2855.4510-81-2856	Dues/Fees G. Soccer	Program	0.00	500.00	500.00
A 2855.4510-83-2856	Dues/Fees G. Volleyball	Program	600.00	1,200.00	600.00
A 2855.4510-84-2856	Dues/Fees G. Basketball	Program	0.00	500.00	500.00
A 2855.4510-86-2856	Dues/Fees Softball	Program	0.00	500.00	500.00
A 2855.4510-87-2856	Dues/Fees G. Track	Program	3,200.00	3,000.00	-200.00
A 2855.4510-89-2856	Dues/Fees G. Golf	Program	4,000.00	4,000.00	0.00
A 2855.4520-09-2856	Officials Fees Districtwide	Program	102,902.00	111,000.00	8,098.00
A 2855.4580-09-2856	Photocopy Rental	Program	3,000.00	0.00	-3,000.00
A 2855.5010-09-2856	Supplies and Materials Districtwide	Program	4,920.00	4,500.00	-420.00
A 2855.5010-60-2856	Supplies and Materials First Aid	Program	3,150.00	3,000.00	-150.00
A 2855.5010-62-2856	Supplies and Materials Cross Country	Program	1,500.00	1,000.00	-500.00
A 2855.5010-63-2856	Supplies and Materials Football	Program	14,500.00	30,000.00	15,500.00
A 2855.5010-64-2856	Supplies and Materials B. Soccer	Program	3,000.00	3,000.00	0.00
A 2855.5010-65-2856	Supplies and Materials Wrestling	Program	1,000.00	1,000.00	0.00
A 2855.5010-66-2856	Supplies and Materials Bowling	Program	465.00	500.00	35.00
A 2855.5010-67-2856	Supplies and Materials B. Basketball	Program	1,200.00	1,500.00	300.00
A 2855.5010-68-2856	Supplies and Materials Baseball	Program	6,000.00	6,500.00	500.00
A 2855.5010-69-2856	Supplies and Materials B. Tennis	Program	1,825.00	1,600.00	-225.00
A 2855.5010-70-2856	Supplies and Materials Golf	Program	1,000.00	1,000.00	0.00
A 2855.5010-71-2856	Supplies and Materials B. Track	Program	1,000.00	1,000.00	0.00
A 2855.5010-72-2856	Supplies and Materials Cheerleaders	Program	2,000.00	2,000.00	0.00
A 2855.5010-73-2856	Supplies and Materials B. Volleyball	Program	2,151.00	1,000.00	-1,151.00
A 2855.5010-74-2856	Supplies and Materials B. Swimming	Program	1,000.00	500.00	-500.00
A 2855.5010-75-2856	Supplies and Materials G. Swimming	Program	1,000.00	1,000.00	0.00
A 2855.5010-76-2856	Supplies and Materials Fencing	Program	1,500.00	1,500.00	0.00
A 2855.5010-79-2856	Supplies and Materials B. Lacrosse	Program	3,500.00	4,000.00	500.00
A 2855.5010-80-2856	Supplies and Materials G. Lacrosse	Program	2,000.00	1,500.00	-500.00
A 2855.5010-81-2856	Supplies and Materials G. Soccer	Program	3,000.00	1,500.00	-1,500.00

SAYVILLE PUBLIC SCHOOLS

2024-25 Three-Part Component Budget

Account	Account Description	Component	Budget	Proposed Budget	Dollar Difference
			2023-24yr	2024-25yr	
A 2855.5010-82-2856	Supplies and Materials G. Field Hockey	Program	1,310.00	1,000.00	-310.00
A 2855.5010-83-2856	Supplies and Materials G. Volleyball	Program	3,000.00	1,500.00	-1,500.00
A 2855.5010-84-2856	Supplies and Materials G. Basketball	Program	1,500.00	1,500.00	0.00
A 2855.5010-86-2856	Supplies and Materials G. Softball	Program	3,500.00	3,500.00	0.00
A 2855.5010-87-2856	Supplies and Materials G. Track	Program	1,000.00	1,000.00	0.00
A 2855.5010-88-2856	Supplies and Materials G. Tennis	Program	1,500.00	1,500.00	0.00
A 2855.5010-89-2856	Supplies and Materials G. Golf	Program	1,000.00	1,000.00	0.00
A 2855.5190-09-2856	Uniforms District Wide	Program	5,000.00	5,000.00	0.00
A 2855.5190-62-2856	Uniforms Cross Country	Program	3,500.00	1,000.00	-2,500.00
A 2855.5190-63-2856	Uniforms Football	Program	7,400.00	8,000.00	600.00
A 2855.5190-64-2856	Uniforms B. Soccer	Program	3,500.00	7,000.00	3,500.00
A 2855.5190-65-2856	Uniforms Wrestling	Program	5,500.00	3,000.00	-2,500.00
A 2855.5190-66-2856	Uniforms Bowling	Program	1,000.00	1,000.00	0.00
A 2855.5190-67-2856	Uniforms B. Basketball	Program	0.00	8,000.00	8,000.00
A 2855.5190-68-2856	Uniforms Baseball	Program	4,000.00	4,000.00	0.00
A 2855.5190-74-2856	Uniforms B. Swimming	Program	1,000.00	1,000.00	0.00
A 2855.5190-75-2856	Uniforms G. Swimming	Program	1,000.00	1,500.00	500.00
A 2855.5190-76-2856	Uniforms Fencing	Program	2,000.00	2,000.00	0.00
A 2855.5190-79-2856	Uniforms B. Lacrosse	Program	1,500.00	1,500.00	0.00
A 2855.5190-80-2856	Uniforms G. Lacrosse	Program	0.00	1,500.00	1,500.00
A 2855.5190-81-2856	Uniforms G. Soccer	Program	0.00	1,000.00	1,000.00
A 2855.5190-83-2856	Uniforms G. Volleyball	Program	0.00	5,000.00	5,000.00
A 2855.5190-84-2856	Uniforms G. Basketball	Program	3,000.00	8,000.00	5,000.00
A 2855.5190-86-2856	Uniforms G. Softball	Program	0.00	2,000.00	2,000.00
Interscholastic Athletics			1,366,230.00	1,431,423.99	65,193.99
A 2857.1550-98-2856	Sal. Cert. Hrly Salaries	Program	14,800.00	14,800.00	0.00
Intra-murals			14,800.00	14,800.00	0.00
A 5510.1600-98-0000	Salaries Non-cert. Salaries	Program	83,293.00	84,998.00	1,705.00
A 5510.4910-44-0000	BOCES Services Student Data Information	Program	18,500.00	18,500.00	0.00
A 5510.5010-09-0000	Supplies and Materials Districtwide	Program	1,800.00	1,800.00	0.00
District Transportation Service			103,593.00	105,298.00	1,705.00
A 5540.4090-09-0000	Regular Bus Service Districtwide	Program	1,805,573.00	1,865,157.00	59,584.00
A 5540.4100-09-0000	Handicapped/Out of District Districtwide	Program	2,456,923.00	2,338,000.00	-118,923.00
A 5540.4130-09-0000	Music Competition Trips Districtwide	Program	13,000.00	19,000.00	6,000.00
A 5540.4140-01-0000	Other Competition Trips Senior High School	Program	17,500.00	42,500.00	25,000.00
A 5540.4140-02-0000	Other Competition Trips Middle School	Program	5,300.00	5,300.00	0.00
A 5540.4160-01-0000	Other District Trips Senior High School	Program	0.00	6,700.00	6,700.00
A 5540.4160-89-0000	Other District Trips Reserve	Program	8,000.00	8,000.00	0.00
A 5540.4170-09-0000	Athletic Competition Trips Districtwide	Program	296,790.00	328,250.00	31,460.00
Contract Transportation			4,603,086.00	4,612,907.00	9,821.00
A 5550.4160-01-0000	Other District Trips Senior High School	Program	2,600.00	7,100.00	4,500.00
Public Transportation			2,600.00	7,100.00	4,500.00
A 5581.4910-19-5582	BOCES Services G & T/Alt Sch/Out Learn	Program	17,000.00	17,000.00	0.00
A 5581.4910-20-5582	BOCES Services Spec Educ BOCES 2	Program	5,000.00	5,000.00	0.00
BOCES Transportation Service			22,000.00	22,000.00	0.00
A 7140.1500-98-0000	Salaries Cert. Salaries	Program	10,758.00	10,782.00	24.00
A 7140.1550-98-0000	Sal. Cert. Hrly Salaries	Program	59,000.00	59,000.00	0.00
A 7140.1630-98-0000	Sal. Non-cert. OT Salaries	Program	5,500.00	5,500.00	0.00
A 7140.1720-98-0000	Sal. Non-cert. Lifeguard Salaries	Program	36,900.00	37,000.00	100.00
A 7140.4390-09-0000	Miscellaneous Expenses Districtwide	Program	350.00	350.00	0.00
A 7140.4460-09-0000	Postage Districtwide	Program	3,000.00	3,000.00	0.00
Community Recreation Pool			115,508.00	115,632.00	124.00
A 9010.8010-09-0000	Employee Benefits Districtwide: ERS	Program	533,457.00	721,194.00	187,737.00
A 9020.8010-09-0000	Employee Benefits Districtwide: TRS	Program	3,670,082.00	3,670,600.00	518.00
A 9030.8010-09-0000	Employee Benefits Districtwide: FICA/Medicare	Program	3,174,625.00	3,137,017.00	-37,608.00
A 9040.8010-09-0000	Employee Benefits Districtwide: Workers' Comp.	Program	159,144.00	159,152.00	8.00
A 9050.8010-09-0000	Employee Benefits Districtwide: Unemployment Insur.	Program	40,188.00	40,190.00	2.00
A 9055.8020-09-0000	Employee Benefits - Program Districtwide: DBL	Program	30,935.00	32,000.00	1,065.00
A 9060.8010-09-9061	Employee Benefits - Districtwide: Health Insur.	Program	10,213,567.00	11,660,985.00	1,447,418.00
A 9060.8020-09-9065	Employee Benefits - Tea/Nurses: Trust Fund/Dental	Program	434,000.00	434,000.00	0.00

SAYVILLE PUBLIC SCHOOLS

2024-25 Three-Part Component Budget

Account	Account Description	Component	Budget	Proposed Budget	Dollar Difference
			2023-24yr	2024-25yr	
A 9060.8050-09-9061	Medicare Retiree Reimb. Districtwide	Program	1,168,481.00	1,109,573.00	-58,908.00
A 9060.8110-09-9061	Declination Reimb. Districtwide	Program	157,900.00	165,891.00	7,991.00
Program Benefits			19,582,379.00	21,130,602.00	1,548,223.00
A 9901.9500-09-0000	Transfer To Special Aid Fund	Program	200,000.00	160,000.00	-40,000.00
Transfer to Special Aid Fund			200,000.00	160,000.00	-40,000.00
Program Total			75,598,106.00	76,698,186.26	1,100,080.26
Grand Totals			102,048,891.00	106,028,631.00	3,979,740.00

2024/25 PROPOSED BUDGET

SAYVILLE PUBLIC LIBRARY BUDGET

Sayville Library

2024-2025 Proposed Operating Budget

	2024-2025 Proposed	2023-2024 Approved
TAX REVENUE		
Real Property Taxes	\$3,854,190.00	\$3,583,474.00
Tax Revenue for Debt Service	\$746,696.00	\$747,000.00
Total Tax Revenue	\$4,600,886.00	\$4,330,474.00
OTHER REVENUE		
Lost Materials & DVD Charges, Misc. Fines	\$4,000.00	\$4,700.00
Printing, Faxing & Other	\$7,100.00	\$8,600.00
Interest	\$113,000.00	\$10,000.00
Gifts and Donations	\$7,000.00	\$6,000.00
PILOT Payment	\$51,000.00	\$50,000.00
E-Rate, Grants & Other	\$11,250.00	\$11,250.00
Applied Debt Reserve	\$35,104.00	\$15,000.00
Total Revenue	\$4,829,340.00	\$4,436,024.00

EXPENDITURES

Library Materials & Services	\$354,946.00	\$336,030.00
Library Operations	\$125,650.00	\$115,300.00
Equipment & Furnishing	\$21,000.00	\$21,500.00
Building Operations & Maintenance	\$296,011.00	\$276,023.00
Administrative Expenses	\$87,470.00	\$78,001.00
Salaries	\$2,127,000.00	\$1,963,279.00
Benefits	\$1,035,463.00	\$883,891.00
Debt Service	\$781,800.00	\$762,000.00
Total Expenditures	\$4,829,340.00	\$4,436,024.00

Message from the Board of Trustees

The Sayville Library's annual Budget Vote and Trustee Election will take place on May 21, 2024. After a great deal of consideration and review, the Library Board of Trustees has developed a budget for 2024-2025 that allows the continued upkeep of our building and ensure our ability to maintain and increase vital services. The most important goal is to achieve this while having the absolute minimum impact on your library taxes. The Library Board of Trustees is proposing a budget for your consideration that overrides the New York State Tax Cap by 3.95%. This will amount to an estimated increase of \$35.80 annually on a home assessed at \$40,000.

A Budget Informational Meeting will take place on May 14, 2024 at the Sayville School's Administration Building at 7:30 p.m.

You will be electing one Library Trustee this year for a five-year term. Louisa Kieffer is the incumbent. All residents are encouraged to vote on Tuesday, May 21, from 7:00 am to 9:00 pm at the old Junior High School.

Applications for Absentee Ballots must be completed and returned to the Office of the District Clerk (Sayville Administration Building, 99 Greeley Avenue, Sayville, NY 11782) no later than ONE WEEK before Budget Vote Day if the absentee ballot will be mailed to the voter, or no later than ONE DAY before Budget Vote Day if the absentee ballot is to be hand delivered personally to the voter.

Please contact Library Director, Jennifer Fowler, with any questions or concerns about the budget or any library matter. We all thank you for your continued support of Sayville Library.

Joseph Loughren, Jr., President
 Marianne Bastian, Vice President
 Debra Mitchell, Secretary
 Louisa Kieffer, Deputy Secretary

2024/25 PROPOSED BUDGET

SAYVILLE HISTORICAL SOCIETY

**Sayville Historical Society
Budget for 2024-2025**

	2023	2024
Buildings	\$35,000	\$35,000
Grounds	2,500	2,500
Insurance	21,000	21,000
Postage & Stationary	200	200
Programs & Supplies	500	500
Collections	1,000	1,000
Publicity	500	500
Utilities	5,500	5,500
School Award	2,000	2,000
Staff	17,800	18,800
Office Equipment & Supplies	1,000	1,000
Accounting & Legal	2,500	2,500
Community Events	<u>1,600</u>	<u>1,600</u>
Total:	\$91,100	\$92,100

2024-2025 Budget	\$92,100
Society's Funds	<u>-36,100</u>
Asking from Taxpayers	\$56,000
Increase from taxpayers	\$1,000 or 1.8%

SAYVILLE PUBLIC SCHOOL DISTRICT
SAYVILLE, NEW YORK

2024-2025
PROPOSED REVENUES

SAYVILLE PUBLIC SCHOOLS
PROPOSED TAX RATE SCHEDULE FOR 2024-2025

	2024-25	2023-24	Difference	Percent
STATE AID	29,126,346	28,043,974	1,082,372	3.86%
Pilot Payments	786,600	727,280	59,320	8.16%
OTHER INCOME:				
Adult Education	100,000	100,000	0	0.00%
Summer School	10,000	10,000	0	0.00%
Admissions	20,000	17,500	2,500	14.29%
Use of Pool	125,000	115,000	10,000	8.70%
Custodial Services	5,000	5,000	0	0.00%
Health Services	65,000	70,000	(5,000)	-7.14%
Interest Income	1,100,000	575,000	525,000	91.30%
Rentals/Organizations/Individuals/Gov't	30,000	30,000	0	0.00%
Rentals/BOCES	419,106	410,888	8,218	2.00%
Rentals/Old Jr. High	554,647	577,141	(22,494)	-3.90%
Rentals/Public Library	746,696	747,000	(304)	-0.04%
Sale of Materials	200	200	0	0.00%
Insurance Recoveries	25,000	25,000	0	0.00%
Medicaid Reimbursement - School Age Programs	150,000	125,000	25,000	20.00%
Fines & Forfeitures	2,000	2,000	0	0.00%
Refunds - BOCES/Prior Year/Other	225,000	225,000	0	0.00%
Misc Income	50,000	50,000	0	0.00%
Tuition - Other Districts/Staff	500,000	600,000	(100,000)	-16.67%
TOTAL OTHER INCOME	4,127,649	3,684,729	442,920	12.02%
TOTAL STATE AID & OTHER INCOME	34,040,595	32,455,983	1,584,612	4.88%
APPROP. FUND BALANCE	2,300,000	2,963,841	(663,841)	-22.40%
APPROP. COMMITTED FUND BALANCE	434,000	400,000	34,000	7.83%
APPROP. RESERVE FROM TAX RESERVE	0	0	0	0.00%
APPROP. RESERVE FOR ERS	1,300,000	1,300,000	0	0.00%
APPROP. RESERVE FOR TRS	850,000	850,000	0	0.00%
APPROP. RESERVE FOR UNEMPLOYMENT	650,000	50,000	600,000	1200.00%
APPROP. RESERVE FOR WORKERS COMP	375,000	325,000	50,000	15.38%
APPROP. RESERVE FOR DEBT SER - Library	35,104	15,000	20,104	134.03%
APPROP. RESERVE FOR BONDED DEBT	44,078	44,078	0	0.00%
	5,988,182	5,947,919	40,263	0.68%
PROPERTY TAXES*	65,999,854	63,644,989	2,354,865	3.70%
TOTAL REVENUE/BUDGET	106,028,631	102,048,891	3,979,740	3.90%
	2024-2025	2023-2024	Difference	Percent
Tax Rate Per \$100	21.529	20.590	0.938	4.56%
Home Assessed @ 40,000	8,611	8,236	375	4.56%

*Property Taxes also include revenue from STAR repayments.

SAYVILLE PUBLIC SCHOOL DISTRICT
SAYVILLE, NEW YORK

2024-2025
EXPENDITURES COMPARITIVE
BUDGET WITH DOLLAR &
PRECENT CHANGE



Account	Description	2024 - 25 Proposed Budget	2023 - 24 Budget	Dollar Change	Percent Change
A 1010.4390-09-0000	Miscellaneous Expenses Districtwide	9,000.00	9,000.00	0.00	0.0000%
A 1010.4450-09-0000	Travel Districtwide	8,000.00	15,000.00	(7,000.00)	(46.667%)
A 1010.4460-09-0000	Postage Districtwide	6,500.00	6,500.00	0.00	0.0000%
A 1010.5010-09-0000	Supplies and Materials Districtwide	1,550.00	1,300.00	250.00	19.231%
1010	Board of Education *	25,050.00	31,800.00	(6,750.00)	(21.226%)
A 1040.1600-98-0000	Salaries Non-cert. Salaries	15,372.00	14,745.00	627.00	4.252%
A 1040.4450-09-0000	Travel Districtwide	600.00	600.00	0.00	0.0000%
A 1040.5010-09-0000	Supplies and Materials Districtwide	350.00	350.00	0.00	0.0000%
1040	District Clerk *	16,322.00	15,695.00	627.00	3.995%
A 1060.4390-09-0000	Voting Expenses Districtwide	15,658.00	9,170.00	6,488.00	70.752%
A 1060.4460-09-0000	Postage Districtwide	3,300.00	3,300.00	0.00	0.0000%
A 1060.4480-09-0000	Rental Districtwide	4,950.00	4,950.00	0.00	0.0000%
A 1060.4910-39-0000	BOCES Services Miscellaneous	26,160.00	26,160.00	0.00	0.0000%
A 1060.5010-09-0000	Supplies and Materials Districtwide	682.00	682.00	0.00	0.0000%
1060	District Meetings *	50,750.00	44,262.00	6,488.00	14.655%
10	**	92,122.00	91,757.00	365.00	0.398%
A 1240.1500-98-0000	Salaries Cert. Salaries	270,531.00	265,200.00	5,331.00	2.010%
A 1240.1502-98-0000	Compensated Car/Cell Phone Allowance	7,200.00	6,000.00	1,200.00	20.000%
A 1240.1590-98-0000	Sal. Cert. Other Salaries	12,000.00	11,259.00	741.00	6.581%
A 1240.1600-98-0000	Salaries Non-cert. Salaries	91,453.00	87,669.00	3,784.00	4.316%
A 1240.1630-98-0000	Sal. Non-cert. OT Salaries			0.00	<N/A>
A 1240.1660-98-0000	Sal. Non-cert. Hrly Subs Salaries			0.00	<N/A>
A 1240.4390-09-0000	Meeting Expenses DW (Central)	2,250.00	4,250.00	(2,000.00)	(47.059%)
A 1240.4450-09-0000	Travel Districtwide	5,100.00	7,100.00	(2,000.00)	(28.169%)
A 1240.4510-09-0000	Dues/Fees Districtwide	4,974.00	4,974.00	0.00	0.0000%



Account	Description	2024 - 25 Proposed Budget	2023 - 24 Budget	Dollar Change	Percent Change
A 1240.5010-09-0000	Supplies and Materials Districtwide	4,200.00	3,500.00	700.00	20.000%
1240	Superintendent's Office *	397,708.00	389,952.00	7,756.00	1.989%
12	**	397,708.00	389,952.00	7,756.00	1.989%
A 1310.1500-98-0000	Salaries Cert. Salaries	213,402.00	217,810.00	(4,408.00)	(2.024%)
A 1310.1502-98-0000	Compensated Car Allowance		6,000.00	(6,000.00)	(100.000%)
A 1310.1590-98-0000	Sal. Cert. Other Salaries	9,500.00	9,493.00	7.00	0.074%
A 1310.1600-98-0000	Salaries Non-cert. Salaries	745,653.68	696,264.00	49,389.68	7.094%
A 1310.1630-98-0000	Sal. Non-cert. OT Salaries	10,000.00	8,000.00	2,000.00	25.000%
A 1310.1660-98-0000	Sal. Non-cert. Hrly Subs Salaries	3,000.00	6,000.00	(3,000.00)	(50.000%)
A 1310.2410-09-0000	Equipment Districtwide	2,000.00	2,000.00	0.00	0.000%
A 1310.4390-09-0000	Miscellaneous Expenses Districtwide	5,500.00	5,500.00	0.00	0.000%
A 1310.4440-09-0000	Other Professional Service	59,850.00	35,000.00	24,850.00	71.000%
A 1310.4450-09-0000	Travel Districtwide	2,000.00	2,000.00	0.00	0.000%
A 1310.4460-09-0000	Postage Districtwide	26,000.00	25,000.00	1,000.00	4.000%
A 1310.4470-09-0000	Maint/Repair Equipment Districtwide	1,500.00	1,500.00	0.00	0.000%
A 1310.4910-27-0000	BOCES Services Pentamation/n/vision	76,500.00	76,500.00	0.00	0.000%
A 1310.4910-35-0000	BOCES Services Purchasing	9,800.00	9,500.00	300.00	3.158%
A 1310.4910-39-0000	BOCES Services Miscellaneous	46,350.00	45,000.00	1,350.00	3.000%
A 1310.4910-54-0000	BOCES Services Employee Assistance	23,700.00	25,000.00	(1,300.00)	(5.200%)
A 1310.5010-09-0000	Supplies and Materials Districtwide	9,500.00	9,500.00	0.00	0.000%
1310	Business Office *	1,244,255.68	1,180,067.00	64,188.68	5.439%
A 1321.4420-09-0000	Auditors Districtwide	95,261.00	95,000.00	261.00	0.275%
1321	Auditing *	95,261.00	95,000.00	261.00	0.275%
A 1325.1600-98-0000	Salaries Non-cert. Salaries	15,091.00	14,406.00	685.00	4.755%



Account	Description	2024 - 25 Proposed Budget	2023 - 24 Budget	Dollar Change	Percent Change
1325	Treasurer *	15,091.00	14,406.00	685.00	4.755%
A 1381.4080-09-0000	Admin Charges-Debt Servic Districtwide	2,500.00	2,500.00	0.00	0.000%
1381	Fiscal Agent Fees *	2,500.00	2,500.00	0.00	0.000%
13	**	1,357,107.68	1,291,973.00	65,134.68	5.041%
A 1420.4410-09-0000	Attorneys Districtwide	250,000.00	300,000.00	(50,000.00)	(16.667%)
1420	Legal Services *	250,000.00	300,000.00	(50,000.00)	(16.667%)
A 1430.1500-98-0000	Salaries Cert. Salaries	233,773.00	227,782.00	5,991.00	2.630%
A 1430.1590-98-0000	Salaries Cert. Other Salaries	11,000.00	10,033.00	967.00	9.638%
A 1430.1600-98-0000	Salaries Non-cert. Salaries	150,659.00	140,262.00	10,397.00	7.413%
A 1430.1630-98-0000	Sal. Non-cert. OT Salaries	2,625.00	2,500.00	125.00	5.000%
A 1430.1660-98-0000	Sal. Non-cert. Hrly Subs Salaries	2,500.00	2,500.00	(2,500.00)	(100.000%)
A 1430.4390-09-0000	Miscellaneous Expenses Districtwide	4,626.00	4,405.00	221.00	5.017%
A 1430.4450-07-0000	Travel Administration Bldg	1,155.00	1,100.00	55.00	5.000%
A 1430.4910-28-0000	BOCES Services Sub-Services	49,200.00	46,857.00	2,343.00	5.000%
A 1430.5010-09-0000	Supplies and Materials Districtwide	1,544.00	1,544.00	(1,544.00)	(100.000%)
1430	Personnel *	453,038.00	436,983.00	16,055.00	3.674%
A 1460.1650-98-0000	Sal. Non-cert. Hrly Salaries	25,855.82	25,197.00	658.82	2.615%
A 1460.4440-09-0000	Other Professional Service Districtwide	5,500.00	5,500.00	0.00	0.000%
A 1460.5010-09-0000	Supplies and Materials Districtwide	3,975.00	3,975.00	0.00	0.000%
1460	Records Management *	35,330.82	34,672.00	658.82	1.900%
A 1480.1600-98-0000	Salaries Non-cert. Salaries	53,168.00	55,000.00	(1,832.00)	(3.331%)
A 1480.4390-09-0000	Miscellaneous Expenses Districtwide	2,000.00	2,000.00	(2,000.00)	(100.000%)
A 1480.5010-09-0000	Supplies and Materials	1,060.00	1,060.00	(1,060.00)	(100.000%)



Account	Description	2024 - 25 Proposed Budget	2023 - 24 Budget	Dollar Change	Percent Change
1480	Districtwide Public Information and Services	53,168.00	58,060.00	(4,892.00)	(8.426%)
14		791,536.82	829,715.00	(38,178.18)	(4.601%)
A 1620.1600-01-0000	Salaries Non-cert.	681,913.58	635,210.00	46,703.58	7.352%
A 1620.1600-02-0000	Salaries Non-cert.	478,722.49	594,238.00	(115,515.51)	(19.439%)
A 1620.1600-03-0000	Salaries Non-cert.	248,674.45	222,433.00	26,241.45	11.797%
A 1620.1600-05-0000	Salaries Non-cert.	309,813.26	302,736.00	7,077.26	2.338%
A 1620.1600-06-0000	Salaries Non-cert.	320,284.01	348,782.00	(28,497.99)	(8.171%)
A 1620.1600-98-0000	Salaries Non-cert.- Cust./Super./Clerical	498,899.54	456,162.00	42,737.54	9.369%
A 1620.1630-01-0000	Sal. Non-cert. OT Salaries			0.00	<N/A>
A 1620.1630-02-0000	Sal. Non-cert. OT Salaries			0.00	<N/A>
A 1620.1630-03-0000	Sal. Non-cert. OT Salaries			0.00	<N/A>
A 1620.1630-05-0000	Sal. Non-cert. OT Salaries			0.00	<N/A>
A 1620.1630-06-0000	Sal. Non-cert. OT Salaries			0.00	<N/A>
A 1620.1630-98-0000	Sal. Non-cert. OT Salaries	125,000.00	150,450.00	(25,450.00)	(16.916%)
A 1620.1640-98-0000	Sal. Non-cert. OT Security Salaries		2,000.00	(2,000.00)	(100.000%)
A 1620.1650-01-0000	Sal. Non-cert. Hrly Salaries	137,511.00	154,102.00	(16,591.00)	(10.766%)
A 1620.1650-02-0000	Sal. Non-cert. Hrly Salaries	203,795.00	176,705.00	27,090.00	15.331%
A 1620.1650-03-0000	Sal. Non-cert. Hrly Salaries	24,295.00	23,030.00	1,265.00	5.493%
A 1620.1650-98-0000	Sal. Non-cert. Hrly Salaries	24,295.00	46,060.00	(21,765.00)	(47.254%)
A 1620.1660-01-0000	Sal. Non-cert. Hrly Subs Salaries			0.00	<N/A>
A 1620.1660-02-0000	Sal. Non-cert. Hrly Subs Salaries			0.00	<N/A>
A 1620.1660-03-0000	Sal. Non-cert. Hrly Subs Salaries			0.00	<N/A>
A 1620.1660-05-0000	Sal. Non-cert. Hrly Subs Salaries			0.00	<N/A>
A 1620.1660-06-0000	Sal. Non-cert. Hrly Subs Salaries			0.00	<N/A>
A 1620.1660-98-0000	Sal. Non-cert. Hrly Subs Salaries	115,000.00	120,000.00	(5,000.00)	(4.167%)
A 1620.1680-98-0000	Sal. Non-cert. Unused	5,000.00	5,000.00	0.00	0.000%

Account	Description	2024 - 25 Proposed Budget	2023 - 24 Budget	Dollar Change	Percent Change
SL/Vac Salaries					
A 1620.1690-01-0000	Non-cert. Security Guard Salaries	317,921.00	334,376.00	(16,455.00)	(4.921%)
A 1620.1690-02-0000	Non-cert. Security Guard Salaries	204,950.00	136,700.00	68,250.00	49.927%
A 1620.1690-03-0000	Non-cert. Security Guard Salaries	111,553.00	109,359.00	2,194.00	2.006%
A 1620.1690-05-0000	Non-cert. Security Guard Salaries	111,553.00	109,359.00	2,194.00	2.006%
A 1620.1690-06-0000	Non-cert. Security Guard Salaries	111,553.00	109,359.00	2,194.00	2.006%
A 1620.1690-98-0000	Non-cert. Security Guard Salaries	163,716.00	116,639.00	47,077.00	40.361%
A 1620.2410-09-0000	Equipment Districtwide	36,500.00	35,000.00	1,500.00	4.286%
A 1620.4210-09-0000	Refuse Collection Districtwide	75,000.00	70,000.00	5,000.00	7.143%
A 1620.4220-09-0000	Monitor Security System Districtwide	15,000.00	15,000.00	0.00	0.000%
A 1620.4260-09-0000	Other Build/Grnds Repairs Districtwide	87,500.00	76,000.00	11,500.00	15.132%
A 1620.4310-09-0000	Fuel Oil Districtwide	54,000.00	54,000.00	0.00	0.000%
A 1620.4320-01-0000	Electricity-High School	222,000.00	222,000.00	0.00	0.000%
A 1620.4320-02-0000	Electricity-Middle School	265,000.00	270,000.00	(5,000.00)	(1.852%)
A 1620.4320-03-0000	Electricity-Cherry Ave	54,500.00	52,000.00	2,500.00	4.808%
A 1620.4320-05-0000	Electricity-Lincoln Ave	89,250.00	85,000.00	4,250.00	5.000%
A 1620.4320-06-0000	Electricity-Sunrise Dr	87,550.00	85,000.00	2,550.00	3.000%
A 1620.4320-07-0000	Electricity-Admin Bldg	43,500.00	42,000.00	1,500.00	3.571%
A 1620.4320-08-0000	Electricity-Garfield Ave	11,550.00	11,000.00	550.00	5.000%
A 1620.4320-09-0000	Electricity Districtwide	8,000.00	8,000.00	0.00	0.000%
A 1620.4320-10-0000	Electricity-Old JHS	73,500.00	70,000.00	3,500.00	5.000%
A 1620.4330-01-0000	Gas-High School	125,500.00	125,000.00	500.00	0.400%
A 1620.4330-02-0000	Gas-Middle School	190,000.00	183,000.00	7,000.00	3.825%
A 1620.4330-03-0000	Gas-Cherry Ave	45,000.00	45,000.00	0.00	0.000%
A 1620.4330-05-0000	Gas-Lincoln Ave	57,000.00	57,000.00	0.00	0.000%
A 1620.4330-06-0000	Gas-Sunrise Dr	53,000.00	53,000.00	0.00	0.000%
A 1620.4330-07-0000	Gas-Admin Bldg	9,000.00	9,000.00	0.00	0.000%
A 1620.4330-08-0000	Gas-Garfield Ave	9,000.00	9,000.00	0.00	0.000%
A 1620.4330-10-0000	Gas-Old JHS	50,000.00	45,000.00	5,000.00	11.111%



Account	Description	2024 - 25 Proposed Budget	2023 - 24 Budget	Dollar Change	Percent Change
A 1620.4340-01-0000	Water-High School	13,500.00	10,400.00	3,100.00	29.808%
A 1620.4340-02-0000	Water-Middle School	7,000.00	6,000.00	1,000.00	16.667%
A 1620.4340-03-0000	Water-Cherry Ave	6,500.00	6,500.00	0.00	0.000%
A 1620.4340-04-0000	Water-Greene Ave	1,000.00	1,000.00	0.00	0.000%
A 1620.4340-05-0000	Water-Lincoln Ave	3,500.00	3,000.00	500.00	16.667%
A 1620.4340-06-0000	Water-Sunrise Dr	3,000.00	3,000.00	0.00	0.000%
A 1620.4340-07-0000	Water-Admin Bldg	3,300.00	3,100.00	200.00	6.452%
A 1620.4340-08-0000	Water- Garfield Ave	1,000.00	1,000.00	0.00	0.000%
A 1620.4340-10-0000	Water-Old JHS	3,800.00	3,800.00	0.00	0.000%
A 1620.4350-09-0000	Telephone Districtwide	237,500.00	215,000.00	22,500.00	10.465%
A 1620.4390-09-0000	Miscellaneous Expenses Districtwide	18,800.00	12,840.00	5,960.00	46.417%
A 1620.4440-09-0000	Other Professional Services			0.00	<N/A>
A 1620.4450-09-0000	Travel Districtwide	1,500.00	1,500.00	0.00	0.000%
A 1620.4470-09-0000	Maint/Repair Equipment Districtwide	12,000.00	10,000.00	2,000.00	20.000%
A 1620.4491-02-0000	Contractual 403B			0.00	<N/A>
A 1620.4910-09-0000	BOCES Services Health & Safety	19,700.00		19,700.00	<N/A>
A 1620.5010-09-0000	Security Supplies and Materials Districtwide	7,500.00	7,000.00	500.00	7.143%
A 1620.5400-09-0000	Custodial Cleaning Supplies Districtwide	135,000.00	135,000.00	0.00	0.000%
A 1620.5420-09-0000	Custodial Pool Supplies Districtwide	25,000.00	23,000.00	2,000.00	8.696%
A 1620.5430-09-0000	Custodial Paper Supplies Districtwide	38,500.00	35,000.00	3,500.00	10.000%
1620	Operation of Plant *	6,393,899.33	6,250,840.00	143,059.33	2.289%
A 1621.1600-98-0000	Salaries Non-cert Salaries	924,623.55	898,604.00	26,019.55	2.896%
A 1621.1630-98-0000	Sal. Non-cert. OT Salaries	65,000.00	80,000.00	(15,000.00)	(18.750%)
A 1621.1660-98-0000	Sal. Non-cert. Hrly Subs Salaries	35,000.00	39,000.00	(4,000.00)	(10.256%)
A 1621.2410-09-0000	Equipment Districtwide	109,000.00	73,900.00	35,100.00	47.497%
A 1621.4230-09-0000	Glass Replacement Districtwide	14,500.00	14,500.00	0.00	0.000%
A 1621.4240-09-0000	Heat/Air Cond Repairs Districtwide	130,650.00	118,750.00	11,900.00	10.021%

Budgeting Appropriation Status Report For Proposed 2024-25 Budget (Detail)

Account	Description	2024 - 25 Proposed Budget	2023 - 24 Budget	Dollar Change	Percent Change
A 1621.4250-09-0000	Building Equipment Repairs Districtwide	77,500.00	75,000.00	2,500.00	3.333%
A 1621.4260-09-0000	Other Build/Grnds Repairs Districtwide	89,500.00	85,000.00	4,500.00	5.294%
A 1621.4280-01-0000	Special Build/Grnds Repairs Senior High School	88,000.00	59,000.00	29,000.00	49.153%
A 1621.4280-02-0000	Special Build/Grnds Repairs Middle School	31,000.00	36,000.00	(5,000.00)	(13.889%)
A 1621.4280-03-0000	Special Build/Grnds Repairs Cherry Ave Elem Sch	75,000.00	34,000.00	41,000.00	120.588%
A 1621.4280-04-0000	Special Build/Grnds Repairs Greene Ave Elem Sch	5,000.00	5,000.00	0.00	0.000%
A 1621.4280-05-0000	Special Build/Grnds Repairs Lincoln Ave Elem Sch	91,000.00	44,500.00	46,500.00	104.494%
A 1621.4280-06-0000	Special Build/Grnds Repairs Sunrise Drive Elem Sch	126,500.00	45,000.00	81,500.00	181.111%
A 1621.4280-07-0000	Special Build/Grnds Repairs Administration Bldg	35,400.00	15,000.00	20,400.00	136.000%
A 1621.4280-08-0000	Special Build/Grnds Repairs Garfield Ave Bldg	7,500.00	6,000.00	1,500.00	25.000%
A 1621.4280-09-0000	Special Build/Grnds Repairs Districtwide	45,000.00	44,000.00	1,000.00	2.273%
A 1621.4280-10-0000	Special Build/Grnds Repairs Old Junior High School	59,000.00	20,000.00	39,000.00	195.000%
A 1621.4440-09-0000	Other Professional Service Districtwide	136,000.00	90,100.00	45,900.00	50.943%
A 1621.4470-09-0000	Main/Repair Equipment Districtwide	62,000.00	60,000.00	2,000.00	3.333%
A 1621.4480-09-0000	Rental Districtwide	17,500.00	13,500.00	4,000.00	29.630%
A 1621.5450-90-0000	Building Maint Supplies Painting	15,000.00	13,000.00	2,000.00	15.385%
A 1621.5450-91-0000	Building Maint Supplies Carpentry	50,000.00	50,000.00	0.00	0.000%
A 1621.5450-92-0000	Building Maint Supplies Elect/Plumb/Heat	130,000.00	100,000.00	30,000.00	30.000%
A 1621.5450-93-0000	Building Maint Supplies Other Maint	45,000.00	25,000.00	20,000.00	80.000%
A 1621.5530-90-0000	Grounds Maint Supplies Painting	23,000.00	23,000.00	0.00	0.000%

Budgeting Appropriation Status Report For Proposed 2024-25 Budget (Detail)

Account	Description	2024 - 25 Proposed Budget	2023 - 24 Budget	Dollar Change	Percent Change
A 1621.5530-93-0000	Grounds Maint Supplies Other Maint	23,000.00	21,000.00	2,000.00	9.524%
A 1621.5530-94-0000	Grounds Maint Supplies Gasoline	35,000.00	35,000.00	0.00	0.000%
A 1621.5530-96-0000	Grounds Maint Supplies Concrete/Tools	5,500.00	5,250.00	250.00	4.762%
A 1621.5530-97-0000	Grounds Maint Supplies Seeds/Sand/Fert	28,400.00	28,400.00	0.00	0.000%
1621	Maintenance of Plant *	2,579,573.55	2,157,504.00	422,069.55	19.563%
A 1631.4250-10-0000	Building Equipment Repairs Old JHS	6,500.00	6,500.00	0.00	0.000%
A 1631.4260-10-0000	Other Build/Grnds Repairs Old JHS	8,000.00	8,000.00	0.00	0.000%
A 1631.5430-10-0000	Custodial Paper Supplies Districtwide	7,500.00	4,500.00	3,000.00	66.667%
A 1631.5450-10-0000	Building Maint Supplies Supplies	7,500.00	5,000.00	2,500.00	50.000%
1631	Maintenance of Plant- Old * JHS	29,500.00	24,000.00	5,500.00	22.917%
A 1670.1600-98-0000	Salaries Non-cert. Salaries	84,155.00	81,969.00	2,186.00	2.667%
A 1670.1630-98-0000	Sal. Non-cert. OT Salaries	8,000.00	8,000.00	0.00	0.000%
A 1670.1660-98-0000	Sal. Non-cert. Hrly Subs Salaries	3,000.00	3,000.00	0.00	0.000%
A 1670.2410-09-0000	Equipment Districtwide	5,500.00	9,900.00	(9,900.00)	(100.000%)
A 1670.4470-09-0000	Maint/Repair Equipment Districtwide	42,000.00	5,500.00	0.00	0.000%
A 1670.4580-09-0000	Photocopy Rental Districtwide	42,000.00	42,000.00	0.00	0.000%
A 1670.4910-39-0000	BOCES Services Miscellaneous	6,000.00	23,000.00	(23,000.00)	(100.000%)
A 1670.5010-09-0000	Supplies and Materials Districtwide	21,600.00	6,000.00	0.00	0.000%
A 1670.5070-09-0000	Supplies Photocopying Districtwide	170,255.00	20,000.00	1,600.00	8.000%
1670	Central Printing and Mailing *	170,255.00	199,369.00	(29,114.00)	(14.603%)
A 1680.4910-09-0000	BOCES Services Central Data Processing	13,600.00		13,600.00	<N/A>

Account	Description	2024 - 25 Proposed Budget	2023 - 24 Budget	Dollar Change	Percent Change
1680	*	13,600.00	0.00	13,600.00	<N/A>
16	**	9,186,827.88	8,631,713.00	555,114.88	6.431%
A 1910.4070-09-0000	Insurance Districtwide	632,479.25	521,819.00	110,660.25	21.207%
1910	* Unallocated Insurance	632,479.25	521,819.00	110,660.25	21.207%
A 1920.4510-09-0000	Dues/Fees Districtwide	24,100.00	24,100.00	0.00	0.000%
1920	* School Association Dues	24,100.00	24,100.00	0.00	0.000%
A 1981.4910-09-0000	BOCES Services Districtwide	336,215.00	326,422.00	9,793.00	3.000%
1981	* BOCES Administrative Costs	336,215.00	326,422.00	9,793.00	3.000%
A 1983.4910-09-0000	BOCES Services Districtwide	133,900.00	129,954.00	3,946.00	3.036%
1983	* BOCES Capital Expenses	133,900.00	129,954.00	3,946.00	3.036%
19	**	1,126,694.25	1,002,295.00	124,399.25	12.411%
1	***	12,951,996.63	12,237,405.00	714,591.63	5.839%
A 2010.1360-98-2013	Sal. Cert.- Curriculum Writing	4,000.00		4,000.00	<N/A>
A 2010.1500-98-2012	Salaries Cert.	191,032.00	214,464.00	(23,432.00)	(10.926%)
A 2010.1500-98-2013	Salaries Cert. Salaries	103,475.00	123,091.00	(19,616.00)	(15.936%)
A 2010.1590-98-2012	Sal. Cert. Other Salaries	9,500.00	9,478.00	22.00	0.232%
A 2010.1590-98-2013	Sal. Cert. Other Salaries		9,413.00	(9,413.00)	(100.000%)
A 2010.1600-98-2012	Salaries Non-cert. Salaries	55,036.11	47,456.00	7,580.11	15.973%
A 2010.1600-98-2013	Salaries Non-cert. Salaries	46,513.00	86,049.00	(39,536.00)	(45.946%)
A 2010.1630-98-2013	Sal. Non-cert. OT Salaries		200.00	(200.00)	(100.000%)
A 2010.1660-98-2012	Sal. Non-cert. Hirly Subs Salaries	500.00	500.00	0.00	0.000%
A 2010.1660-98-2013	Sal. Non-cert. Hirly Subs Salaries		200.00	(200.00)	(100.000%)



Account	Description	2024 - 25 Proposed Budget	2023 - 24 Budget	Dollar Change	Percent Change
A 2010.2410-09-2012	Equipment Districtwide	0.00	1,000.00	(1,000.00)	(100.000%)
A 2010.4390-09-2012	Meeting Expenses & Competition Fees Districtwide	4,570.00	5,000.00	(430.00)	(8.600%)
A 2010.4390-09-2013	Miscellaneous Expenses Districtwide		500.00	(500.00)	(100.000%)
A 2010.4440-09-2013	Other Professional Service Districtwide	22,000.00		22,000.00	<N/A>
A 2010.4450-09-2012	Travel Districtwide	2,000.00	3,000.00	(1,000.00)	(33.333%)
A 2010.4450-09-2013	Travel Districtwide		500.00	(500.00)	(100.000%)
A 2010.4470-09-2013	Main/Repair Equipment Districtwide		150.00	(150.00)	(100.000%)
A 2010.4491-09-2013	Contractual 403B Districtwide			0.00	<N/A>
A 2010.4910-09-0000	BOCES Services Curriculum Development	21,500.00		21,500.00	<N/A>
A 2010.5010-07-2012	Supplies and Materials Administration Bldg	4,000.00	1,230.00	2,770.00	225.203%
A 2010.5010-09-2012	Supplies and Materials Districtwide	4,000.00	5,461.00	(1,461.00)	(26.753%)
A 2010.5010-09-2013	Supplies and Materials Districtwide	15,000.00	10,000.00	5,000.00	50.000%
2010	Curriculum Development * and Supervision	483,126.11	517,692.00	(34,565.89)	(6.677%)
A 2020.1500-01-0000	Salaries Cert. Salaries	708,667.00	744,536.00	(35,869.00)	(4.818%)
A 2020.1500-02-0000	Salaries Cert. Salaries	410,145.00	406,113.00	4,032.00	0.993%
A 2020.1500-03-0000	Salaries Cert. Salaries	211,892.00	211,739.00	153.00	0.072%
A 2020.1500-05-0000	Salaries Cert. Salaries	170,963.00	194,862.00	(23,899.00)	(12.265%)
A 2020.1500-06-0000	Salaries Cert. Salaries	208,897.00	208,794.00	103.00	0.049%
A 2020.1600-01-0000	Salaries Non-cert. Salaries	176,868.05	168,147.00	8,721.05	5.187%
A 2020.1600-02-0000	Salaries Non-cert. Salaries	181,674.84	123,358.00	58,316.84	47.274%
A 2020.1600-03-0000	Salaries Non-cert. Salaries	116,091.00	110,433.00	5,658.00	5.123%
A 2020.1600-05-0000	Salaries Non-cert. Salaries	129,388.11	123,924.00	5,464.11	4.409%
A 2020.1600-06-0000	Salaries Non-cert. Salaries	148,827.00	144,919.00	3,908.00	2.697%
A 2020.1630-01-0000	Sal. Non-cert. OT Salaries		2,500.00	(2,500.00)	(100.000%)
A 2020.1630-02-0000	Sal. Non-cert. OT Salaries		3,000.00	(3,000.00)	(100.000%)
A 2020.1630-03-0000	Sal. Non-cert. OT Salaries		1,725.00	(1,725.00)	(100.000%)
A 2020.1630-05-0000	Sal. Non-cert. OT Salaries		1,725.00	(1,725.00)	(100.000%)

Budgeting Appropriation Status Report For Proposed 2024-25 Budget (Detail)



Account	Description	2024 - 25 Proposed Budget	2023 - 24 Budget	Dollar Change	Percent Change
A 2020.1630-06-0000	Sal. Non-cert. OT Salaries		1,725.00	(1,725.00)	(100.000%)
A 2020.1660-01-0000	Sal. Non-cert. Hrly Subs Salaries		4,500.00	(4,500.00)	(100.000%)
A 2020.1660-02-0000	Sal. Non-cert. Hrly Subs Salaries		4,500.00	(4,500.00)	(100.000%)
A 2020.1660-03-0000	Sal. Non-cert. Hrly Subs Salaries		3,270.00	(3,270.00)	(100.000%)
A 2020.1660-05-0000	Sal. Non-cert. Hrly Subs Salaries	2,500.00	2,500.00	0.00	0.000%
A 2020.1660-06-0000	Sal. Non-cert. Hrly Subs Salaries		3,270.00	(3,270.00)	(100.000%)
A 2020.2410-03-0000	Equipment Cherry Ave Elem Sch	0.00	2,716.00	(2,716.00)	(100.000%)
A 2020.4390-01-0000	Miscellaneous Expenses Senior High School	5,100.00	3,100.00	2,000.00	64.516%
A 2020.4390-02-0000	Miscellaneous Expenses Middle School	3,000.00	3,000.00	0.00	0.000%
A 2020.4390-03-0000	Miscellaneous Expenses Cherry Ave Elem Sch	2,855.00	1,340.00	1,515.00	113.060%
A 2020.4390-05-0000	Miscellaneous Expenses Lincoln Ave Elem Sch	2,000.00	450.00	1,550.00	344.444%
A 2020.4390-06-0000	Miscellaneous Expenses Sunrise Drive Elem Sch	2,000.00	800.00	1,200.00	150.000%
A 2020.4390-09-0000	Miscellaneous Expenses Districtwide		8,000.00	(8,000.00)	(100.000%)
A 2020.4450-01-0000	Travel Senior High School	1,000.00	1,000.00	0.00	0.000%
A 2020.4450-02-0000	Travel Middle School	2,800.00	2,800.00	0.00	0.000%
A 2020.4450-03-0000	Travel Cherry Ave Elem Sch	0.00	1,000.00	(1,000.00)	(100.000%)
A 2020.4450-05-0000	Travel Lincoln Ave Elem Sch	0.00	1,000.00	(1,000.00)	(100.000%)
A 2020.4450-06-0000	Travel Sunrise Drive Elem Sch	0.00	1,000.00	(1,000.00)	(100.000%)
A 2020.4460-01-0000	Postage Senior High School		9,745.00	(9,745.00)	(100.000%)
A 2020.4460-02-0000	Postage Middle School		9,500.00	(9,500.00)	(100.000%)
A 2020.4460-03-0000	Postage Cherry Ave Elem Sch	2,700.00	2,700.00	0.00	0.000%
A 2020.4460-05-0000	Postage Lincoln Ave Elem Sch	2,700.00	2,700.00	0.00	0.000%
A 2020.4460-06-0000	Postage Sunrise Drive Elem Sch		2,700.00	(2,700.00)	(100.000%)



Account	Description	2024 - 25 Proposed Budget	2023 - 24 Budget	Dollar Change	Percent Change
A 2020.4470-01-0000	Maint/Repair Equipment Senior High School	500.00	500.00	0.00	0.000%
A 2020.4470-02-0000	Maint/Repair Equipment Middle School	180.00		180.00	<N/A>
A 2020.4470-03-0000	Maint/Repair Equipment Cherry Ave Elem Sch	100.00	100.00	0.00	0.000%
A 2020.4580-01-0000	Photocopy Rental Senior High School	50,000.00	47,000.00	3,000.00	6.383%
A 2020.4580-02-0000	Photocopy Rental Middle School	30,000.00	28,000.00	2,000.00	7.143%
A 2020.4580-03-0000	Photocopy Rental Cherry Ave Elem Sch	17,000.00	16,000.00	1,000.00	6.250%
A 2020.4580-05-0000	Photocopy Rental Lincoln Ave Elem Sch	16,000.00	17,000.00	(1,000.00)	(5.882%)
A 2020.4580-06-0000	Photocopy Rental Sunrise Drive Elem Sch	17,000.00	16,500.00	500.00	3.030%
A 2020.4910-38-0000	BOCES Services Test Scoring	58,000.00	46,600.00	11,400.00	24.464%
A 2020.4910-44-0000	BOCES Services Student Data Information	260,343.00	65,000.00	195,343.00	300.528%
A 2020.5010-01-0000	Supplies and Materials Senior High School	8,500.00	8,500.00	0.00	0.000%
A 2020.5010-02-0000	Supplies and Materials Middle School	3,500.00	3,500.00	0.00	0.000%
A 2020.5010-03-0000	Supplies and Materials Cherry Ave Elem Sch	1,400.00	1,400.00	0.00	0.000%
A 2020.5010-05-0000	Supplies and Materials Lincoln Ave Elem Sch	0.00	1,000.00	(1,000.00)	(100.000%)
A 2020.5010-06-0000	Supplies and Materials Sunrise Drive Elem Sch	638.00	364.00	274.00	75.275%
A 2020.5070-01-0000	Supplies Photocopying Senior High School	2,600.00	2,600.00	0.00	0.000%
A 2020.5070-02-0000	Supplies Photocopying Middle School	1,200.00	1,200.00	0.00	0.000%
A 2020.5070-03-0000	Supplies Photocopying Cherry Ave Elem Sch	500.00	500.00	0.00	0.000%
A 2020.5070-05-0000	Supplies Photocopying Lincoln Ave Elem Sch	1,120.00	2,240.00	(1,120.00)	(50.000%)
A 2020.5070-06-0000	Supplies Photocopying Sunrise Drive Elem Sch	1,000.00	1,000.00	0.00	0.000%
2020	Supervision - Regular * School	2,959,649.00	2,778,095.00	181,554.00	6.535%

Account	Description	2024 - 25 Proposed Budget	2023 - 24 Budget	Dollar Change	Percent Change
A 2040.1300-01-4337	Salaries Cert. Sec. Salaries	87,900.00	84,000.00	3,900.00	4.643%
A 2040.1500-01-4037	Salaries Cert. Salaries	8,094.00	7,959.00	135.00	1.696%
A 2040.1500-98-3035	Salaries Cert. Salaries	10,871.00	10,581.00	290.00	2.741%
A 2040.1550-98-4337	Sal. Cert. Hryl Salaries	3,900.00	3,900.00	0.00	<N/A>
A 2040.1660-98-3035	Sal. Non-cert. Hryl Subs Salaries	12,000.00	17,000.00	(5,000.00)	(29.412%)
A 2040.1880-01-4337	Sal. Non-cert. Monitors & Aids Salaries	1,000.00	1,000.00	0.00	0.000%
A 2040.4390-09-3035	Miscellaneous Expenses Districtwide	2,000.00	1,186.00	814.00	68.634%
A 2040.4460-09-3035	Postage Districtwide	2,000.00	1,186.00	814.00	68.634%
A 2040.4460-09-4037	Postage Districtwide	127,765.00	126,812.00	953.00	0.752%
2040	Supervision - Special School *				
A 2070.1550-98-0000	Sal. Cert. Hryl Salaries	13,500.00	13,500.00	0.00	0.000%
A 2070.4390-09-0000	Professional Development Districtwide	100,000.00	100,000.00	0.00	0.000%
A 2070.4910-45-0000	BOCES Services Inservice Education	15,700.00	25,000.00	(9,300.00)	(37.200%)
2070	Inservice Training - Instruction *	129,200.00	138,500.00	(9,300.00)	(6.715%)
20	**	3,699,740.11	3,561,099.00	138,641.11	3.893%
A 2110.1000-05-0000	Salaries Cert.- Pre-Kindergarten	0.00	0.00	0.00	<N/A>
A 2110.1200-02-2124	Salaries Cert. Elem.-General Instruction, Gr.6	1,363,032.00	1,507,514.00	(144,482.00)	(9.584%)
A 2110.1200-03-2121	Salaries Cert. Elem.-General Instruction K-5	2,164,167.50	2,207,151.00	(42,983.50)	(1.947%)
A 2110.1200-03-2131	Salaries Cert. Elem.-Tech Ed	36,171.00	35,534.00	637.00	1.793%
A 2110.1200-03-2133	Salaries Cert. Elem.-Health	10,957.07	10,957.07	0.00	<N/A>
A 2110.1200-03-2153	Salaries Cert. Elem.-Music	212,173.85	204,635.00	7,538.85	3.684%
A 2110.1200-03-2154	Salaries Cert. Elem.-Art	45,102.80	70,750.00	(25,647.20)	(36.250%)
A 2110.1200-03-2155	Salaries Cert. Elem.-P/E	125,799.50	253,922.00	(128,122.50)	(50.457%)
A 2110.1200-03-2156	Salaries Cert. Elem.-LOTE	34,402.56	23,576.00	10,826.56	45.922%
A 2110.1200-03-2157	Salaries Cert. Elem.-ACE	149,239.50	146,670.00	2,569.50	1.752%



Account	Description	2024 - 25 Proposed Budget	2023 - 24 Budget	Dollar Change	Percent Change
A 2110.1200-05-2121	Salaries Cert. Elem.- General Instruction K-5	2,655,732.50	2,671,951.00	(16,218.50)	(0.607%)
A 2110.1200-05-2128	Salaries Cert. Elem.- Science	30,030.20		30,030.20	<N/A>
A 2110.1200-05-2131	Salaries Cert. Elem.-Tech Ed	36,171.00	35,534.00	637.00	1.793%
A 2110.1200-05-2133	Salaries Cert. Elem.-Health	9,391.77		9,391.77	<N/A>
A 2110.1200-05-2153	Salaries Cert. Elem.-Music	209,833.82	202,325.00	7,508.82	3.711%
A 2110.1200-05-2154	Salaries Cert. Elem.-Art	91,648.00	88,409.00	3,239.00	3.664%
A 2110.1200-05-2155	Salaries Cert. Elem.-P/E	189,422.50	184,914.00	4,508.50	2.438%
A 2110.1200-05-2156	Salaries Cert. Elem.-LOTE	33,390.72	23,576.00	9,814.72	41.630%
A 2110.1200-05-2157	Salaries Cert. Elem.-ACE		47,796.00	(47,796.00)	(100.000%)
A 2110.1200-06-2121	Salaries Cert. Elem.- General Instruction K-5	2,835,368.00	2,661,553.00	173,815.00	6.531%
A 2110.1200-06-2131	Salaries Cert. Elem.-Tech Ed	36,171.00	35,534.00	637.00	1.793%
A 2110.1200-06-2133	Salaries Cert. Elem.-Health	10,957.07		10,957.07	<N/A>
A 2110.1200-06-2153	Salaries Cert. Elem.-Music	219,684.33	214,981.00	4,703.33	2.188%
A 2110.1200-06-2154	Salaries Cert. Elem.-Art	115,747.20	113,709.00	2,038.20	1.792%
A 2110.1200-06-2155	Salaries Cert. Elem.-P/E	200,665.00	196,928.00	3,737.00	1.898%
A 2110.1200-06-2156	Salaries Cert. Elem.-LOTE	33,390.72	23,576.00	9,814.72	41.630%
A 2110.1200-06-2157	Salaries Cert. Elem.- ACE		47,796.00	(47,796.00)	(100.000%)
A 2110.1220-98-0000	Sal. Cert. Elem. Home Teach-Teaching Day School	2,545.00	2,545.00	0.00	0.000%
A 2110.1260-03-0000	Sal. Cert. Elem. Curriculum Writing - Teaching Day School	12,000.00	2,500.00	9,500.00	380.000%
A 2110.1260-05-0000	Sal. Cert. Elem. Curriculum Writingr - Teaching Day School	12,000.00	2,500.00	9,500.00	380.000%
A 2110.1260-06-0000	Sal. Cert. Elem. Curriculum Writingr - Teaching Day School	12,000.00	2,500.00	9,500.00	380.000%
A 2110.1300-01-2125	Salaries Cert. Sec.-English	1,021,991.50	1,313,681.00	(291,689.50)	(22.204%)
A 2110.1300-01-2127	Salaries Cert. Sec.-Math	1,184,352.00	1,386,952.00	(202,600.00)	(14.608%)
A 2110.1300-01-2128	Salaries Cert. Sec.-Science	1,537,430.00	1,642,043.00	(104,613.00)	(6.371%)
A 2110.1300-01-2129	Salaries Cert. Sec.-Social Studies	1,404,125.50	1,574,681.00	(170,555.50)	(10.831%)
A 2110.1300-01-2130	Salaries Cert. Sec.-	239,651.00	249,762.00	(10,111.00)	(4.048%)

Budgeting Appropriation Status Report For Proposed 2024-25 Budget (Detail)

Account	Description	2024 - 25 Proposed Budget	2023 - 24 Budget	Dollar Change	Percent Change
Business Ed					
A 2110.1300-01-2131	Salaries Cert. Sec.-Tech Ed	314,087.00	304,680.00	9,407.00	3.088%
A 2110.1300-01-2133	Salaries Cert. Sec.-Health	0.00	141,789.00	(141,789.00)	(100.000%)
A 2110.1300-01-2136	Salaries Cert. Sec.- Alternative School	0.00	144,678.00	(144,678.00)	(100.000%)
A 2110.1300-01-2153	Salaries Cert. Sec.-Music	415,286.00	432,185.00	(16,899.00)	(3.910%)
A 2110.1300-01-2154	Salaries Cert. Sec.-Art	659,296.00	616,603.00	42,693.00	6.924%
A 2110.1300-01-2155	Salaries Cert. Sec.-P/E	564,585.00	554,757.00	9,828.00	1.772%
A 2110.1300-01-2156	Salaries Cert. Sec.-LOTE	953,817.30	906,021.00	47,796.30	5.275%
A 2110.1300-02-2125	Salaries Cert. Sec.-English	450,107.50	508,219.00	(58,111.50)	(11.434%)
A 2110.1300-02-2127	Salaries Cert. Sec.-Math	583,755.00	524,550.00	59,205.00	11.287%
A 2110.1300-02-2128	Salaries Cert. Sec.-Science	611,476.80	618,385.00	(6,908.20)	(1.117%)
A 2110.1300-02-2129	Salaries Cert. Sec.-Social Studies	531,190.00	516,179.00	15,011.00	2.908%
A 2110.1300-02-2130	Salaries Cert. Sec.- Business Ed	149,239.50	192,715.00	(43,475.50)	(22.559%)
A 2110.1300-02-2131	Salaries Cert. Sec.-Tech Ed	274,093.00	269,743.00	4,350.00	1.613%
A 2110.1300-02-2132	Salaries Cert. Sec.-Home & Career Skills	120,377.00	115,976.00	4,401.00	3.795%
A 2110.1300-02-2133	Salaries Cert. Sec.-Health	125,223.59	153,501.00	(28,277.41)	(18.422%)
A 2110.1300-02-2153	Salaries Cert. Sec.-Music	507,426.00	519,046.00	(11,620.00)	(2.239%)
A 2110.1300-02-2154	Salaries Cert. Sec.-Art	220,396.00	211,759.00	8,637.00	4.079%
A 2110.1300-02-2155	Salaries Cert. Sec.-P/E	262,767.00	374,085.00	(111,318.00)	(29.757%)
A 2110.1300-02-2156	Salaries Cert. Sec.-LOTE	468,958.00	411,940.00	57,018.00	13.841%
A 2110.1320-98-0000	Sal. Cert. Sec. Home Teach - Teaching Day School	30,000.00	30,000.00	0.00	0.000%
A 2110.1330-01-0000	Sal. Cert. Sec. Special Work-Teaching Day School	13,000.00		13,000.00	<N/A>
A 2110.1330-98-0000	Sal. Cert. Sec. Special Work-Teaching Day School	1,940.00	11,000.00	(9,060.00)	(82.364%)
A 2110.1350-01-0000	Sal. Cert. Sec. Hry- Teaching Day School	18,000.00	18,000.00	0.00	0.000%
A 2110.1350-02-0000	Sal. Cert. Sec. Hry- Teaching Day School	18,000.00	18,000.00	0.00	0.000%
A 2110.1360-01-0000	Sal. Cert. Sec. Curriculum Writing- Teaching Day School	20,250.00	3,750.00	16,500.00	440.000%
A 2110.1360-02-0000	Sal. Cert. Sec. Curriculum Writing- Teaching Day	20,250.00	3,750.00	16,500.00	440.000%



Account	Description	2024 - 25 Proposed Budget	2023 - 24 Budget	Dollar Change	Percent Change
A 2110.1390-01-0000	School Sal. Cert. Sec. Other- Teaching Day School		1,400.00	(1,400.00)	(100.000%)
A 2110.1390-02-0000	Sal. Cert. Sec. Other- Teaching Day School		1,400.00	(1,400.00)	(100.000%)
A 2110.1490-01-0000	Sal. Cert. Substitute Teach- Teaching Day School	165,248.00	176,066.00	(10,818.00)	(6.144%)
A 2110.1490-02-0000	Sal. Cert. Substitute Teach- Teaching Day School	195,453.00	176,066.00	19,387.00	11.011%
A 2110.1490-03-0000	Sal. Cert. Substitute Teach- Teaching Day School	151,025.00	96,425.00	54,600.00	56.624%
A 2110.1490-05-0000	Sal. Cert. Substitute Teach- Teaching Day School	167,637.00	96,425.00	71,212.00	73.852%
A 2110.1490-06-0000	Sal. Cert. Substitute Teach- Teaching Day School	122,961.00	96,425.00	26,536.00	27.520%
A 2110.1490-98-0000	Sal. Cert. Substitute Teach- Teaching Day School			0.00	<N/A>
A 2110.1880-01-0000	Sal. Non-cert. Monitors & Aids-Teaching Day School	170,048.00	232,585.00	(62,537.00)	(26.888%)
A 2110.1880-02-0000	Sal. Non-cert. Monitors & Aids-Teaching Day School	178,084.00	98,872.00	79,212.00	80.116%
A 2110.1880-03-0000	Sal. Non-cert. Monitors & Aids-Teaching Day School	269,541.00	244,342.00	25,199.00	10.313%
A 2110.1880-05-0000	Sal. Non-cert. Monitors & Aids-Teaching Day School	175,293.00	306,947.00	(131,654.00)	(42.891%)
A 2110.1880-06-0000	Sal. Non-cert. Monitors & Aids-Teaching Day School	231,172.00	201,219.00	29,953.00	14.886%
A 2110.1890-01-0000	Sal. Non-cert. Monitors Subs-Teaching Day School		7,000.00	(7,000.00)	(100.000%)
A 2110.1890-02-0000	Sal. Non-cert. Monitors Subs-Teaching Day School		7,000.00	(7,000.00)	(100.000%)
A 2110.1890-03-0000	Sal. Non-cert. Monitors Subs-Teaching Day School		3,800.00	(3,800.00)	(100.000%)
A 2110.1890-05-0000	Sal. Non-cert. Monitors Subs-Teaching Day School		3,800.00	(3,800.00)	(100.000%)
A 2110.1890-06-0000	Sal. Non-cert. Monitors Subs-Teaching Day School		3,800.00	(3,800.00)	(100.000%)
A 2110.2410-01-2128	Equipment Senior High School-Science	12,100.00	5,000.00	7,100.00	142.000%
A 2110.2410-01-2131	Equipment Senior High School-Tech Ed	0.00	6,095.00	(6,095.00)	(100.000%)
A 2110.2410-01-2138	Equipment Senior High School-School Wide Instruction		2,500.00	(2,500.00)	(100.000%)



Account	Description	2024 - 25 Proposed Budget	2023 - 24 Budget	Dollar Change	Percent Change
A 2110.2410-01-2153	Equipment Senior High School-Music	4,500.00		4,500.00	<N/A>
A 2110.2410-01-2154	Equipment Senior High School-Art		2,500.00	(2,500.00)	(100.000%)
A 2110.2410-02-2131	Equipment Middle School-Tech Ed	0.00	1,700.00	(1,700.00)	(100.000%)
A 2110.2410-05-2121	Equipment Lincoln Ave Elem Sch-General Instruction, K-5	85,000.00		85,000.00	<N/A>
A 2110.2410-06-2121	Equipment Sunrise Drive Elem Sch-General Instruction, K-5	60,000.00	4,770.00	55,230.00	1,157.862%
A 2110.2410-09-2153	Equipment Districtwide-Music	15,900.00	15,900.00	0.00	0.000%
A 2110.4390-09-2153	Miscellaneous Expenses Districtwide-Music	1,000.00	800.00	200.00	25.000%
A 2110.4440-01-2153	Other Professional Service Senior High School-Music	2,500.00	2,500.00	0.00	0.000%
A 2110.4440-09-0000	Other Professional Service Districtwide-Teaching Day School		90,000.00	(90,000.00)	(100.000%)
A 2110.4450-01-2130	Travel High School: Business Ed	0.00	5,500.00	(5,500.00)	(100.000%)
A 2110.4450-01-2131	Travel High School: Tech Ed	1,000.00	1,000.00	0.00	0.000%
A 2110.4450-01-2138	Travel/Conference High School-Schoolwide Instruction	12,325.00	8,000.00	4,325.00	54.063%
A 2110.4450-02-2138	Travel/Conference Middle School-Schoolwide Instruction	1,000.00	1,000.00	0.00	0.000%
A 2110.4450-09-2151	Travel Districtwide: Indistrict -General Instruction, K-12	10,000.00	10,000.00	0.00	0.000%
A 2110.4450-09-2153	Travel Districtwide: Music	9,000.00	10,000.00	(1,000.00)	(10.000%)
A 2110.4450-09-2154	Travel Districtwide: Art	2,000.00	2,000.00	0.00	0.000%
A 2110.4450-09-2155	Travel Districtwide: Physical Education	1,000.00	1,000.00	0.00	0.000%
A 2110.4450-09-2157	Travel Districtwide:ACE		2,000.00	(2,000.00)	(100.000%)
A 2110.4470-01-2128	Maint/Repair Equipment Senior High School-Science	2,000.00	2,000.00	0.00	0.000%
A 2110.4470-01-2131	Maint/Repair Equipment Senior High School-Tech Ed	600.00	600.00	0.00	0.000%



Account	Description	2024 - 25 Proposed Budget	2023 - 24 Budget	Dollar Change	Percent Change
A 2110.4470-01-2138	Maint/Repair Equipment Senior High School- Schoolwide Instruction	2,000.00	1,000.00	1,000.00	100.000%
A 2110.4470-02-2128	Maint/Repair Equipment Middle School-Science	6,000.00	5,500.00	500.00	9.091%
A 2110.4470-02-2138	Maint/Repair Equipment Middle School-Schoolwide Instruction	500.00	500.00	0.00	0.000%
A 2110.4470-09-2153	Maint/Repair Equipment Districtwide-Music	17,000.00	15,000.00	2,000.00	13.333%
A 2110.4470-09-2154	Maint/Repair Equipment Districtwide-Art	900.00	900.00	0.00	0.000%
A 2110.4470-09-2155	Maint/Repair Equipment Districtwide-P/E	2,000.00	2,000.00	0.00	0.000%
A 2110.4480-09-2153	Rental Districtwide-Music	1,500.00	1,500.00	0.00	0.000%
A 2110.4490-01-2138	Assemblies & Awards Senior High School- Schoolwide Instruction	4,000.00	6,000.00	(2,000.00)	(33.333%)
A 2110.4490-02-2138	Assemblies & Awards Middle School-Schoolwide Instruction	500.00	1,500.00	(1,000.00)	(66.667%)
A 2110.4490-09-2153	Assemblies & Awards Districtwide-Music	3,000.00	3,000.00	0.00	0.000%
A 2110.4490-09-2155	Assemblies & Awards Districtwide-P/E	4,000.00	4,000.00	0.00	0.000%
A 2110.4500-01-2138	Commencement Senior High School-Schoolwide Instruction	14,600.00	14,600.00	0.00	0.000%
A 2110.4510-01-2131	Dues/Fees Senior High School-Tech Ed	6,000.00	6,000.00	0.00	0.000%
A 2110.4510-01-2138	Dues/Fees Senior High School-Schoolwide Instruction	13,150.00	12,700.00	450.00	3.543%
A 2110.4510-02-2138	Dues/Fees Middle School- Schoolwide Instruction	1,000.00	1,000.00	0.00	0.000%
A 2110.4510-09-2153	Dues/Fees Districtwide- Music	8,400.00	7,400.00	1,000.00	13.514%
A 2110.4510-09-2157	Dues/Fees Districtwide- ACE	900.00	900.00	(900.00)	(100.000%)
A 2110.4710-09-0000	Tuition-Out of District - Public Districtwide- Teaching Day School		50,000.00	(50,000.00)	(100.000%)
A 2110.4800-09-0000	Textbooks Districtwide- Teaching Day School	386,014.00	335,000.00	51,014.00	15.228%



Account	Description	2024 - 25 Proposed Budget	2023 - 24 Budget	Dollar Change	Percent Change
A 2110.4910-42-0000	BOCES Services Outdoor Learning	98,825.00	40,000.00	58,825.00	147.063%
A 2110.4910-46-0000	BOCES Services Student Instruction	32,000.00	30,000.00	2,000.00	6.667%
A 2110.4910-50-0000	BOCES Services Textbooks BOCES	20,000.00	20,000.00	0.00	0.000%
A 2110.4910-53-0000	BOCES Services Science Kits	3,750.00		3,750.00	<N/A>
A 2110.5010-01-2125	Supplies and Materials Senior High School-English	2,790.00	2,790.00	0.00	0.000%
A 2110.5010-01-2127	Supplies and Materials Senior High School-Math	4,400.00	4,400.00	0.00	0.000%
A 2110.5010-01-2128	Supplies and Materials Senior High School-Science	29,850.00	28,000.00	1,850.00	6.607%
A 2110.5010-01-2129	Supplies and Materials Senior High School-Social Studies	3,600.00	3,600.00	0.00	0.000%
A 2110.5010-01-2130	Supplies and Materials Senior High School-Business Ed	11,350.00	8,950.00	2,400.00	26.816%
A 2110.5010-01-2131	Supplies and Materials Senior High School-Tech Ed	18,000.00	18,000.00	0.00	0.000%
A 2110.5010-01-2133	Supplies and Materials Senior High School-Health	400.00	450.00	(50.00)	(11.111%)
A 2110.5010-01-2138	Supplies and Materials Senior High School-Schoolwide Instruction	25,900.00	25,900.00	0.00	0.000%
A 2110.5010-01-2153	Supplies and Materials Senior High School-Music	2,000.00	1,760.00	240.00	13.636%
A 2110.5010-01-2154	Supplies and Materials Senior High School-Art	28,000.00	28,000.00	0.00	0.000%
A 2110.5010-01-2155	Supplies and Materials Senior High School-P/E	5,000.00	5,000.00	0.00	0.000%
A 2110.5010-01-2156	Supplies and Materials Senior High School-LOTE	22,822.00	22,822.00	0.00	0.000%
A 2110.5010-02-2125	Supplies and Materials Middle School-English	2,700.00	2,700.00	0.00	0.000%
A 2110.5010-02-2127	Supplies and Materials Middle School-Math	2,750.00	2,750.00	0.00	0.000%
A 2110.5010-02-2128	Supplies and Materials Middle School-Science	4,500.00	6,900.00	(2,400.00)	(34.783%)
A 2110.5010-02-2129	Supplies and Materials	2,250.00	2,250.00	0.00	0.000%



Account	Description	2024 - 25 Proposed Budget	2023 - 24 Budget	Dollar Change	Percent Change
	Middle School-Social Studies				
A 2110.5010-02-2130	Supplies and Materials Middle School-Business Ed	1,400.00	1,400.00	0.00	0.000%
A 2110.5010-02-2131	Supplies and Materials Middle School-Tech Ed	8,500.00	8,500.00	0.00	0.000%
A 2110.5010-02-2132	Supplies and Materials Middle School-Home & Career Skills	7,000.00	7,000.00	0.00	0.000%
A 2110.5010-02-2133	Supplies and Materials Middle School-Health	1,000.00	700.00	300.00	42.857%
A 2110.5010-02-2138	Supplies and Materials Middle School-Schoolwide Instruction	20,100.00	20,100.00	0.00	0.000%
A 2110.5010-02-2154	Supplies and Materials Middle School-Art	12,000.00	12,000.00	0.00	0.000%
A 2110.5010-02-2155	Supplies and Materials Middle School-P/E	2,900.00	2,900.00	0.00	0.000%
A 2110.5010-02-2156	Supplies and Materials Middle School-LOTE	1,462.00	1,462.00	0.00	0.000%
A 2110.5010-03-2121	Supplies and Materials Cherry Ave Elem Sch-General Instruction, K-5	12,600.00	12,600.00	0.00	0.000%
A 2110.5010-03-2154	Supplies and Materials Cherry Ave Elem Sch-Art	6,500.00	6,500.00	0.00	0.000%
A 2110.5010-03-2155	Supplies and Materials Cherry Ave Elem Sch-P/E	2,000.00	2,100.00	(100.00)	(4.762%)
A 2110.5010-03-2156	Supplies and Materials Elem.-LOTE	800.00	800.00	0.00	0.000%
A 2110.5010-05-0000	Supplies and Materials - Pre-Kindergarten	0.00	50,000.00	(50,000.00)	(100.000%)
A 2110.5010-05-2121	Supplies and Materials Lincoln Ave Elem Sch-General Instruction, K-5	15,000.00	30,000.00	(15,000.00)	(50.000%)
A 2110.5010-05-2154	Supplies and Materials Lincoln Ave Elem Sch-Art	6,500.00	6,500.00	0.00	0.000%
A 2110.5010-05-2155	Supplies and Materials Lincoln Ave Elem Sch-P/E	3,000.00	3,100.00	(100.00)	(3.226%)
A 2110.5010-05-2156	Supplies and Materials Elem.-LOTE	800.00	800.00	0.00	0.000%
A 2110.5010-06-2121	Supplies and Materials Sunrise Drive Elem Sch-General Instruction, K-5	14,500.00	17,071.00	(2,571.00)	(15.061%)
A 2110.5010-06-2154	Supplies and Materials	6,500.00	6,500.00	0.00	0.000%

Budgeting Appropriation Status Report For Proposed 2024-25 Budget (Detail)

Account	Description	2024 - 25 Proposed Budget	2023 - 24 Budget	Dollar Change	Percent Change
A 2110.5010-06-2155	Sunrise Drive Elem Sch-Art Supplies and Materials	2,300.00	2,300.00	0.00	0.000%
A 2110.5010-06-2156	Sunrise Drive Elem Sch-P/E Supplies and Materials	800.00	800.00	0.00	0.000%
A 2110.5010-09-2121	Elem.-LOTE Supplies and Materials	15,000.00	15,000.00	0.00	0.000%
A 2110.5010-09-2153	Districtwide-General Instruction, K-5	24,723.00	24,963.00	(240.00)	(0.961%)
A 2110.5010-09-2155	Districtwide-Music Supplies and Materials	3,500.00	3,800.00	(300.00)	(7.895%)
A 2110.5010-09-2157	Districtwide-P/E Supplies and Materials	2,500.00	2,500.00	0.00	0.000%
A 2110.5020-01-2128	Districtwide-ACE Supplies Greenhouse	800.00	800.00	0.00	0.000%
A 2110.5021-02-2128	Senior High School-Science Supplies Planetarium	650.00	1,350.00	(700.00)	(51.852%)
A 2110.5070-01-2138	Middle School-Science Supplies Photocopying	13,000.00	13,000.00	(13,000.00)	(100.000%)
A 2110.5070-02-2138	Senior High School-Schoolwide Instruction	8,200.00	8,200.00	0.00	0.000%
A 2110.5070-03-2121	Middle School-Schoolwide Instruction Supplies Photocopying	6,000.00	4,800.00	1,200.00	25.000%
A 2110.5070-05-2121	Cherry Ave Elem Sch-General Instruction, K-5	2,270.00	5,040.00	(2,770.00)	(54.960%)
A 2110.5070-06-2121	Lincoln Ave Elem Sch-General Instruction, K-5	3,530.00	3,530.00	0.00	0.000%
A 2110.5080-03-2121	Sunrise Drive Elem Sch-General Instruction, K-5	5,000.00	7,200.00	(2,200.00)	(30.556%)
A 2110.5080-05-2121	Supplies-Supp'l Inst'l Materials Cherry Ave Elem Sch-General Instruction, K-5	5,000.00	7,885.00	(2,885.00)	(36.588%)
A 2110.5080-06-2121	Supplies-Supp'l Inst'l Materials Sunrise Drive	6,937.00	11,825.00	(4,888.00)	(41.336%)



Account	Description	2024 - 25 Proposed Budget	2023 - 24 Budget	Dollar Change	Percent Change
2110	Elem Sch-General Instruction, K-5 Teaching - Regular School *	26,655,875.30	27,731,044.00	(1,075,168.70)	(3.877%)
21	**	26,655,875.30	27,731,044.00	(1,075,168.70)	(3.877%)
A 2250.1200-03-2272	Salaries Cert. Elem. Non- English Speaking	22,563.40		22,563.40	<N/A>
A 2250.1200-03-2275	Salaries Cert. Elem.- Corrective Reading	229,469.00	300,658.00	(71,189.00)	(23.678%)
A 2250.1200-05-2272	Salaries Cert. Elem. Non- English Speaking	116,887.00	197,502.00	(80,615.00)	(40.817%)
A 2250.1200-05-2275	Salaries Cert. Elem.- Corrective Reading	179,014.56	243,374.00	(64,359.44)	(26.445%)
A 2250.1200-06-2275	Salaries Cert. Elem.- Corrective Reading	251,653.00	244,014.00	7,639.00	3.131%
A 2250.1300-01-2272	Salaries Cert. Sec. Non- English Speaking	67,690.20	40,485.00	27,205.20	67.198%
A 2250.1300-01-2275	Salaries Cert. Sec.- Corrective Reading	79,832.40	45,164.00	34,668.40	76.761%
A 2250.1300-02-2272	Salaries Cert. Sec. Non- English Speaking	22,563.40		22,563.40	<N/A>
A 2250.1300-02-2275	Salaries Cert. Sec.- Corrective Reading	284,649.05	273,973.00	10,676.05	3.897%
A 2250.1490-98-0000	Sat. Cert. Substitute Teach- Special Ed	25,000.00	60,000.00	(35,000.00)	(58.333%)
A 2250.1500-01-0000	Salaries Cert. Salaries	1,014,238.32	1,105,013.00	(90,774.68)	(8.215%)
A 2250.1500-01-2257	Salaries Cert. -Speech Instruction	125,589.50	121,698.00	3,891.50	3.198%
A 2250.1500-02-0000	Salaries Cert. Sec-Spec Ed	878,757.36	1,035,084.00	(156,326.64)	(15.103%)
A 2250.1500-02-2257	Salaries Cert. -Speech Instruction	228,166.31	220,704.00	7,462.31	3.381%
A 2250.1500-03-0000	Salaries Cert. Elem-Spec Ed	85,398.26	93,329.00	(7,930.74)	(8.498%)
A 2250.1500-03-2257	Salaries Cert. -Speech Instruction	105,373.00	80,796.00	24,577.00	30.419%
A 2250.1500-05-0000	Salaries Cert. Elem-Spec Ed	496,153.96	790,004.00	(293,850.04)	(37.196%)
A 2250.1500-05-2257	Salaries Cert. -Speech Instruction	317,181.32	286,481.00	30,700.32	10.716%
A 2250.1500-06-0000	Salaries Cert. Salaries	637,850.26	393,359.00	244,491.26	62.155%



Account	Description	2024 - 25 Proposed Budget	2023 - 24 Budget	Dollar Change	Percent Change
A 2250.1500-06-2257	Salaries Cert. -Speech Instruction	125,233.87	118,548.00	6,685.87	5.640%
A 2250.1500-11-0000	Salaries Cert. West Sayville Christian	0.00	50,951.00	(50,951.00)	(100.000%)
A 2250.1500-11-2257	Salaries Cert. -Speech Instruction West Sayville Christian	43,615.00	31,792.00	11,823.00	37.189%
A 2250.1500-98-0000	Salaries Cert. Salaries	162,619.00		162,619.00	<N/A>
A 2250.1500-98-2014	Salaries Cert. Salaries	396,645.00	380,980.00	15,665.00	4.112%
A 2250.1520-98-0000	Sal. Cert. Home Teaching Salaries	2,500.00	2,500.00	0.00	0.000%
A 2250.1530-98-0000	Sal. Cert. Summer Salaries	24,000.00	24,000.00	0.00	0.000%
A 2250.1550-98-0000	Sal. Cert. Hrly Salaries	1,300.00	1,300.00	0.00	0.000%
A 2250.1600-98-0000	Salaries Non-Cert. Nurses	221,858.98	16,000.00	(16,000.00)	(100.000%)
A 2250.1600-98-2014	Salaries Non-cert. Salaries	221,858.98	202,212.00	19,646.98	9.716%
A 2250.1630-98-2014	Sal. Non-cert. OT Salaries	17,000.00	17,000.00	0.00	0.000%
A 2250.1660-98-2014	Sal. Non-cert. Hrly Subs Salaries			0.00	<N/A>
A 2250.1760-01-0000	Sal. Non-cert. Sp Ed Aides Salaries	285,457.00	301,083.00	(15,626.00)	(5.190%)
A 2250.1760-02-0000	Sal. Non-cert. Sp Ed Aides Salaries	380,825.00	455,399.00	(74,574.00)	(16.376%)
A 2250.1760-03-0000	Sal. Non-cert. Sp Ed Aides Salaries	123,420.00	102,460.00	20,960.00	20.457%
A 2250.1760-05-0000	Sal. Non-cert. Sp Ed Aides Salaries	553,467.00	617,646.00	(64,179.00)	(10.391%)
A 2250.1760-06-0000	Sal. Non-cert. Sp Ed Aides Salaries	325,363.00	208,266.00	117,097.00	56.225%
A 2250.1790-01-0000	Sal. Non-cert. Aides Subs Salaries	1,000.00	26,000.00	(26,000.00)	(100.000%)
A 2250.1790-02-0000	Sal. Non-cert. Aides Subs Salaries	10,000.00	26,000.00	(26,000.00)	(100.000%)
A 2250.1790-03-0000	Sal. Non-cert. Aides Subs Salaries	12,000.00	10,000.00	(10,000.00)	(100.000%)
A 2250.1790-05-0000	Sal. Non-cert. Aides Subs Salaries	12,000.00	12,000.00	0.00	0.000%
A 2250.1790-06-0000	Sal. Non-cert. Aides Subs Salaries	12,000.00	12,000.00	0.00	0.000%
A 2250.2410-09-0000	Equipment Districtwide	5,500.00	5,500.00	0.00	0.000%
A 2250.4390-09-0000	Miscellaneous Expenses Districtwide	2,000.00	2,000.00	0.00	0.000%



Account	Description	2024 - 25 Proposed Budget	2023 - 24 Budget	Dollar Change	Percent Change
A 2250.4390-09-2014	Miscellaneous Expenses Districtwide	750.00	750.00	0.00	0.000%
A 2250.4440-09-0000	Other Professional Service Districtwide	925,000.00	850,000.00	75,000.00	8.824%
A 2250.4450-09-0000	Travel Districtwide	450.00	450.00	0.00	0.000%
A 2250.4450-09-2014	Travel Districtwide	2,500.00	1,000.00	1,500.00	150.000%
A 2250.4450-09-2257	Travel Districtwide-Speech Instruction	1,000.00	1,000.00	0.00	0.000%
A 2250.4450-09-2272	Travel Districtwide Non-English Speaking	500.00	500.00	0.00	0.000%
A 2250.4470-09-0000	Maint/Repair Equipment Districtwide	1,000.00	1,000.00	0.00	0.000%
A 2250.4470-09-2014	Maint/Repair Equipment Districtwide	315.00	315.00	0.00	0.000%
A 2250.4491-09-2014	Contractual 403B Districtwide	0.00	0.00	0.00	<N/A>
A 2250.4580-09-0000	Photocopy Rental Districtwide	4,000.00	4,000.00	0.00	0.000%
A 2250.4710-09-0000	Tuition-Out of Dist. - Public Districtwide	145,000.00	145,000.00	0.00	0.000%
A 2250.4720-09-0000	Tuition-Out of Dist. - Other Districtwide	855,853.00	739,894.00	115,959.00	15.672%
A 2250.4800-01-0000	Textbooks Senior High School	300.00	400.00	(100.00)	(25.000%)
A 2250.4800-02-0000	Textbooks Middle School	300.00	400.00	(100.00)	(25.000%)
A 2250.4800-03-0000	Textbooks Cherry Ave Elem Sch	200.00	200.00	0.00	0.000%
A 2250.4800-03-2275	Textbooks Cherry Ave Elem Sch-Corrective Reading	2,200.00	2,200.00	0.00	0.000%
A 2250.4800-05-0000	Textbooks Lincoln Ave Elem Sch	300.00	350.00	(50.00)	(14.286%)
A 2250.4800-05-2275	Textbooks Lincoln Ave Elem Sch-Corrective Reading	2,800.00	2,800.00	0.00	0.000%
A 2250.4800-06-0000	Textbooks Sunrise Drive Elem Sch	300.00	350.00	(50.00)	(14.286%)
A 2250.4800-06-2275	Textbooks Sunrise Drive Elem Sch-Corrective Reading	2,800.00	2,800.00	0.00	0.000%
A 2250.4910-20-0000	BOCES Services Spec Educ BOCES 2	1,389,718.00	1,149,560.00	240,158.00	20.891%
A 2250.4910-25-0000	BOCES Services Spec Educ Other BOCES	70,000.00	25,274.00	44,726.00	176.964%

Budgeting Appropriation Status Report For Proposed 2024-25 Budget (Detail)

Account	Description	2024 - 25 Proposed Budget	2023 - 24 Budget	Dollar Change	Percent Change
A 2250.4910-30-0000	BOCES Services SOE	405,000.00	355,768.00	49,232.00	13.838%
A 2250.4910-32-0000	BOCES Services Related Services BOCES	850,000.00	850,000.00	0.00	0.000%
A 2250.5010-01-0000	Supplies and Materials Senior High School	4,700.00	4,700.00	0.00	0.000%
A 2250.5010-01-2257	Supplies and Materials Senior High School-Speech Instruction	400.00	400.00	0.00	0.000%
A 2250.5010-02-0000	Supplies and Materials Middle School	4,550.00	4,550.00	0.00	0.000%
A 2250.5010-02-2257	Supplies and Materials Middle School-Speech Instruction	600.00	600.00	0.00	0.000%
A 2250.5010-03-0000	Supplies and Materials Cherry Ave Elem Sch	650.00	650.00	0.00	0.000%
A 2250.5010-03-2257	Supplies and Materials Cherry Ave Elem Sch- Speech Instruction	400.00	300.00	100.00	33.333%
A 2250.5010-03-2275	Supplies and Materials Cherry Ave Elem Sch- Corrective Reading	1,000.00	1,000.00	0.00	0.000%
A 2250.5010-05-0000	Supplies and Materials Lincoln Ave Elem Sch	4,500.00	4,500.00	0.00	0.000%
A 2250.5010-05-2257	Supplies and Materials Lincoln Ave Elem Sch- Speech Instruction	975.00	975.00	0.00	0.000%
A 2250.5010-05-2275	Supplies and Materials Lincoln Ave Elem Sch- Corrective Reading	2,020.00	1,500.00	520.00	34.667%
A 2250.5010-06-0000	Supplies and Materials Sunrise Drive Elem Sch	3,600.00	3,600.00	0.00	0.000%
A 2250.5010-06-2257	Supplies and Materials Sunrise Drive Elem Sch- Speech Instruction	700.00	700.00	0.00	0.000%
A 2250.5010-06-2275	Supplies and Materials Sunrise Drive Elem Sch- Corrective Reading	2,700.00	2,700.00	0.00	0.000%
A 2250.5010-09-0000	Supplies and Materials Districtwide	6,500.00	6,500.00	0.00	0.000%
A 2250.5010-09-2014	Supplies and Materials Districtwide	5,000.00	5,000.00	0.00	0.000%
A 2250.5010-09-2257	Supplies and Materials Districtwide-Speech Instruction	2,500.00	2,500.00	0.00	0.000%
A 2250.5010-09-2272	Supplies and Materials	1,500.00	1,500.00	0.00	0.000%



Account	Description	2024 - 25 Proposed Budget	2023 - 24 Budget	Dollar Change	Percent Change
	Districtwide Non-English Speaking				
2250	Program for Students w/Disabilities School Age-School Year *	12,541,415.15	12,330,961.00	210,454.15	1.707%
A 2280.4910-46-0000	BOCES Services Vocational Education	826,000.00	786,396.00	39,604.00	5.036%
2280	Occupational Education * (Grades 9-12)	826,000.00	786,396.00	39,604.00	5.036%
22	**	13,367,415.15	13,117,357.00	250,058.15	1.906%
A 2330.1340-01-3335	Sal. Cert. Sec. Driver Educ Salaries	24,541.00	24,127.00	414.00	1.716%
A 2330.1540-01-3335	Sal. Cert. Driver Educ Sum Salaries	16,005.00	15,735.00	270.00	1.716%
A 2330.1550-01-3335	Sal. Cert. Hrly Salaries	53,400.00	53,400.00	0.00	0.000%
A 2330.1550-98-3335	Sal. Cert. Hrly Salaries	900.00	900.00	0.00	<N/A>
A 2330.4440-09-3335	Other Professional Service Districtwide	900.00	900.00	0.00	0.000%
A 2330.5010-09-3335	Supplies and Materials Districtwide	2,500.00	2,000.00	500.00	25.000%
2330	Teaching -Special Schools *	97,346.00	96,162.00	1,184.00	1.231%
23	**	97,346.00	96,162.00	1,184.00	1.231%
A 2610.1500-01-2615	Salaries Cert. Salaries	151,062.00	146,745.00	4,317.00	2.942%
A 2610.1500-02-2615	Salaries Cert. Salaries	142,861.00	138,681.00	4,180.00	3.014%
A 2610.1500-03-2615	Salaries Cert. Salaries	135,047.50	130,998.00	4,049.50	3.091%
A 2610.1500-05-2615	Salaries Cert. Salaries	141,779.00	137,617.00	4,162.00	3.024%
A 2610.1500-06-2615	Salaries Cert. Salaries	86,649.00	78,909.00	7,740.00	9.809%
A 2610.1600-98-2611	Salaries Non-cert. Salaries	268,703.00	262,706.00	5,997.00	2.283%
A 2610.1630-98-2611	Sal. Non-cert. OT Salaries	4,100.00	3,100.00	(3,100.00)	(100.000%)
A 2610.1660-98-2611	Sal. Non-cert. Hrly Subs Salaries	4,100.00	4,100.00	0.00	<N/A>
A 2610.1660-98-2615	Sal. Non-cert. Hrly Subs Salaries	3,000.00	3,000.00	(3,000.00)	(100.000%)



Account	Description	2024 - 25 Proposed Budget	2023 - 24 Budget	Dollar Change	Percent Change
A 2610.2410-07-2611	Equipment Administration Bldg	1,000.00		1,000.00	<N/A>
A 2610.2430-09-2611	Equipment AV Districtwide	6,000.00	3,125.00	2,875.00	92.000%
A 2610.4450-09-2611	Travel Districtwide	7,000.00	7,000.00	0.00	0.000%
A 2610.4470-09-2611	Maint/Repair Equipment Districtwide	6,000.00	7,500.00	(1,500.00)	(20.000%)
A 2610.4510-09-2611	Dues/Fees Districtwide	0.00	675.00	(675.00)	(100.000%)
A 2610.4580-09-2611	Photocopy Rental - Technology/IMC	0.00	2,200.00	(2,200.00)	(100.000%)
A 2610.4910-34-2611	BOCES Services TV and Equipment Repair	0.00	2,000.00	(2,000.00)	(100.000%)
A 2610.4910-39-2615	BOCES Services Library Service Online	48,200.00	63,000.00	(14,800.00)	(23.492%)
A 2610.5010-01-2615	Supplies and Materials Senior High School	2,000.00	2,000.00	0.00	0.000%
A 2610.5010-02-2615	Supplies and Materials Middle School	1,800.00	1,800.00	0.00	0.000%
A 2610.5010-03-2615	Supplies and Materials Cherry Ave Elem Sch	1,700.00	1,700.00	0.00	0.000%
A 2610.5010-05-2615	Supplies and Materials Lincoln Ave Elem Sch	2,500.00	2,500.00	0.00	0.000%
A 2610.5010-06-2615	Supplies and Materials Sunrise Drive Elem Sch	1,575.00	1,575.00	0.00	0.000%
A 2610.5010-07-2611	Supplies and Materials Tech. Department	5,000.00	3,000.00	2,000.00	66.667%
A 2610.5030-09-2611	Supplies AV Districtwide	6,000.00	11,000.00	(5,000.00)	(45.455%)
A 2610.5040-01-2611	Supplies AV Standard Senior High School	100.00		100.00	<N/A>
A 2610.5040-02-2611	Supplies AV Standard Middle School	102.00		102.00	<N/A>
A 2610.5040-03-2611	Supplies AV Standard Cherry Ave Elem Sch	808.00		808.00	<N/A>
A 2610.5040-09-2611	Supplies AV Standard Districtwide	1,511.00	1,960.00	(449.00)	(22.908%)
A 2610.5050-01-2615	Periodicals Senior High School	800.00	900.00	(100.00)	(11.111%)
A 2610.5050-02-2615	Periodicals Middle School	1,000.00	1,000.00	0.00	0.000%
A 2610.5050-03-2615	Periodicals Cherry Ave Elem Sch	825.00	825.00	0.00	0.000%
A 2610.5050-05-2615	Periodicals Lincoln Ave Elem Sch	2,000.00	1,900.00	100.00	5.263%
A 2610.5050-06-2615	Periodicals Sunrise Drive	840.00	840.00	0.00	0.000%



Account	Description	2024 - 25 Proposed Budget	2023 - 24 Budget	Dollar Change	Percent Change
A 2610.5060-01-2615	Elem Sch Library Books Senior High School	15,000.00	17,000.00	(2,000.00)	(11.765%)
A 2610.5060-02-2615	Library Books Middle School	13,000.00	14,000.00	(1,000.00)	(7.143%)
A 2610.5060-03-2615	Library Books Cherry Ave Elem Sch	13,000.00	13,000.00	0.00	0.000%
A 2610.5060-05-2615	Library Books Lincoln Ave Elem Sch	13,000.00	15,000.00	(2,000.00)	(13.333%)
A 2610.5060-06-2615	Library Books Sunrise Drive Elem Sch	13,000.00	14,000.00	(1,000.00)	(7.143%)
A 2610.5150-09-2611	Supplies ID Pictures Districtwide	2,000.00	500.00	1,500.00	300.000%
A 2610.5160-09-2611	Supplies TV Districtwide	1,000.00	1,000.00	0.00	0.000%
A 2610.5170-09-2611	AV Loan Program Districtwide	500.00	500.00	0.00	0.000%
2610	School Library and Audiovisual *	1,097,462.50	1,093,256.00	4,206.50	0.385%
A 2620.4910-09-0000	BOCES Services Instructional Media	2,575.00		2,575.00	<N/A>
2620	*	2,575.00	0.00	2,575.00	<N/A>
A 2630.1600-98-0000	Salaries Non-cert. Salaries	231,882.00	221,644.00	10,238.00	4.619%
A 2630.1630-98-0000	Sal. Non-cert. OT Salaries	4,000.00	8,500.00	(4,500.00)	(52.941%)
A 2630.2210-09-0000	Equipment Computer Instr Districtwide	8,000.00	10,000.00	(2,000.00)	(20.000%)
A 2630.2410-09-0000	Equipment Districtwide	39,935.00	10,000.00	29,935.00	299.350%
A 2630.2470-09-0000	Equipment Computer Related Districtwide	1,200.00	2,000.00	(800.00)	(40.000%)
A 2630.4440-09-0000	Other Professional Service Districtwide	559,812.00	462,442.00	97,370.00	21.056%
A 2630.4450-09-0000	Travel Districtwide	3,600.00	2,500.00	1,100.00	44.000%
A 2630.4470-09-0000	Maint/Repair Equipment Computer Equip/Repair	25,300.00	17,000.00	8,300.00	48.824%
A 2630.4910-55-0000	BOCES Services Computer Lab 3	1,608,935.00	1,652,532.00	(43,597.00)	(2.638%)
A 2630.5010-09-0000	Supplies and Materials Districtwide	15,000.00	10,000.00	5,000.00	50.000%
A 2630.5090-01-0000	Supplies Computer Instr Soft Senior High School	45,212.00		45,212.00	<N/A>



Account	Description	2024 - 25 Proposed Budget	2023 - 24 Budget	Dollar Change	Percent Change
A 2630.5090-09-0000	Supplies Computer Instr Soft Districtwide	538,976.00	450,351.00	88,625.00	19.679%
A 2630.5130-09-0000	Supplies Computer Related Districtwide	153,125.00	164,200.00	(11,075.00)	(6.745%)
2630	Computer Assisted Instruction	3,234,977.00	3,011,169.00	223,808.00	7.433%
26	**	4,335,014.50	4,104,425.00	230,589.50	5.618%
A 2805.1600-01-0000	Salaries Non-cert. Salaries	66,813.00	65,684.00	1,129.00	1.719%
A 2805.1630-98-0000	Sal. Non-cert. OT Salaries	1,000.00	1,000.00	(1,000.00)	(100.000%)
A 2805.1660-98-0000	Sal. Non-cert. Hryh Subs Salaries	3,000.00	3,000.00	(3,000.00)	(100.000%)
A 2805.1780-01-0000	Sal. Non-cert. Attend Aides Salaries	16,750.00	16,421.00	329.00	2.004%
A 2805.1780-02-0000	Sal. Non-cert. Attend Aides Salaries	16,750.00	16,421.00	329.00	2.004%
A 2805.1780-03-0000	Sal. Non-cert. Attend Aides Salaries	16,750.00	16,421.00	329.00	2.004%
A 2805.1780-05-0000	Sal. Non-cert. Attend Aides Salaries	19,110.00	18,837.00	273.00	1.449%
A 2805.1780-06-0000	Sal. Non-cert. Attend Aides Salaries	16,750.00	16,421.00	329.00	2.004%
A 2805.1790-01-0000	Sal. Non-cert. Aides Subs Salaries	800.00	800.00	(800.00)	(100.000%)
A 2805.1790-02-0000	Sal. Non-cert. Aides Subs Salaries	800.00	800.00	(800.00)	(100.000%)
A 2805.1790-03-0000	Sal. Non-cert. Aides Subs Salaries	450.00	450.00	(450.00)	(100.000%)
A 2805.1790-05-0000	Sal. Non-cert. Aides Subs Salaries	450.00	450.00	(450.00)	(100.000%)
A 2805.1790-06-0000	Sal. Non-cert. Aides Subs Salaries	450.00	450.00	(450.00)	(100.000%)
A 2805.5010-09-0000	Supplies and Materials Districtwide	1,621.00	1,544.00	77.00	4.987%
2805	Attendance Regular School	154,544.00	158,699.00	(4,155.00)	(2.618%)
A 2810.1500-01-0000	Salaries Cert. Sec- Guidance	488,192.50	554,241.00	(66,048.50)	(11.917%)
A 2810.1500-02-0000	Salaries Cert. Sec- Guidance	338,217.50	408,486.00	(70,268.50)	(17.202%)



Account	Description	2024 - 25 Proposed Budget	2023 - 24 Budget	Dollar Change	Percent Change
A 2810.1530-01-0000	Sal. Cert. Summer Salaries	8,200.00	8,168.00	32.00	0.392%
A 2810.1530-02-0000	Sal. Cert. Summer Salaries	6,200.00	6,150.00	50.00	0.813%
A 2810.1590-01-0000	Sal. Cert. Other Salaries	13,500.00	13,500.00	0.00	0.000%
A 2810.1590-02-0000	Sal. Cert. Other Salaries	10,000.00	9,850.00	150.00	1.523%
A 2810.1600-01-0000	Salaries Non-cert. Salaries	149,491.82	144,881.00	4,610.82	3.182%
A 2810.1600-02-0000	Salaries Non-cert. Salaries		80,715.00	(80,715.00)	(100.000%)
A 2810.1660-01-0000	Sal. Non-cert. Hrly Subs Salaries		3,350.00	(3,350.00)	(100.000%)
A 2810.1660-02-0000	Sal. Non-cert. Hrly Subs Salaries		3,350.00	(3,350.00)	(100.000%)
A 2810.4390-01-0000	Miscellaneous Expenses Senior High School	5,100.00	4,800.00	300.00	6.250%
A 2810.4450-09-0000	Travel Districtwide	500.00	500.00	0.00	0.000%
A 2810.4510-01-0000	Dues/Fees Senior High School	900.00	900.00	0.00	0.000%
A 2810.5010-01-0000	Supplies and Materials Senior High School	4,200.00	4,200.00	0.00	0.000%
A 2810.5010-02-0000	Supplies and Materials Middle School	2,250.00	2,250.00	0.00	0.000%
2810	Guidance - Regular * School	1,026,751.82	1,245,341.00	(218,589.18)	(17.553%)
A 2815.1600-01-0000	Salaries Non-cert. Salaries	115,140.90	91,591.00	23,549.90	25.712%
A 2815.1600-02-0000	Salaries Non-cert. Salaries	91,031.00	79,533.00	11,498.00	14.457%
A 2815.1600-03-0000	Salaries Non-cert. Salaries	94,831.60	88,877.00	5,954.60	6.700%
A 2815.1600-05-0000	Salaries Non-cert. Salaries	207,826.50	216,178.00	(8,351.50)	(3.863%)
A 2815.1600-06-0000	Salaries Non-cert. Salaries	137,541.00	75,886.00	61,655.00	81.247%
A 2815.1600-11-0000	Salaries Non-cert. West Sayville Christian	9,417.00	13,648.00	(4,231.00)	(31.001%)
A 2815.1600-98-0000	Salaries Non-cert. Salaries			0.00	<N/A>
A 2815.1630-01-0000	Sal. Non-cert.- Summer Salaries/OT	10,000.00	4,500.00	5,500.00	122.222%
A 2815.1630-02-0000	Sal. Non-cert.- Summer Salaries/OT	10,000.00	4,500.00	5,500.00	122.222%
A 2815.1630-03-0000	Sal. Non-cert.- Summer Salaries/OT			0.00	<N/A>
A 2815.1630-05-0000	Sal. Non-cert.- Summer Salaries/OT			0.00	<N/A>
A 2815.1630-06-0000	Sal. Non-cert.- Summer			0.00	<N/A>

Account	Description	2024 - 25 Proposed Budget	2023 - 24 Budget	Dollar Change	Percent Change
Salaries/OT					
A 2815.1630-98-0000	Sal. Non-cert.- Summer Salaries/OT			0.00	<N/A>
A 2815.1660-01-0000	Sal. Non-cert. Hrlly Subs Salaries			0.00	<N/A>
A 2815.1660-03-0000	Sal. Non-cert. Hrlly Subs Salaries			0.00	<N/A>
A 2815.1660-05-0000	Sal. Non-cert. Hrlly Subs Salaries			0.00	<N/A>
A 2815.1660-98-0000	Sal. Non-cert. Hrlly Subs Salaries		17,000.00	(17,000.00)	(100.0000%)
A 2815.1760-01-0000	Salaries Non-cert.-Health Aides Salaries	22,178.00	21,742.00	436.00	2.005%
A 2815.1760-02-0000	Salaries Non-cert.-Health Aides Salaries	22,178.00	21,742.00	436.00	2.005%
A 2815.4360-09-0000	Health Contracts Districtwide	70,000.00	70,000.00	0.00	0.0000%
A 2815.4390-09-0000	Miscellaneous Expenses Districtwide	500.00	500.00	0.00	0.0000%
A 2815.4450-09-0000	Travel Districtwide	600.00	600.00	0.00	0.0000%
A 2815.4470-09-0000	Maint/Repair Equipment Districtwide	500.00	500.00	0.00	0.0000%
A 2815.5010-01-0000	Supplies and Materials Senior High School	600.00	900.00	(300.00)	(33.3333%)
A 2815.5010-02-0000	Supplies and Materials Middle School	700.00	690.00	10.00	1.449%
A 2815.5010-03-0000	Supplies and Materials Cherry Ave Elem Sch	700.00	700.00	0.00	0.0000%
A 2815.5010-05-0000	Supplies and Materials Lincoln Ave Elem Sch	1,000.00	1,250.00	(250.00)	(20.0000%)
A 2815.5010-06-0000	Supplies and Materials Sunrise Drive Elem Sch	1,000.00	975.00	25.00	2.564%
A 2815.5010-09-0000	Supplies and Materials Districtwide	4,000.00	4,600.00	(600.00)	(13.043%)
A 2815.5010-09-2816	Supplies and Materials Districtwide	52,000.00	14,760.00	37,240.00	252.304%
2815	Health Services - Regular * School	851,744.00	730,672.00	121,072.00	16.570%
A 2820.1500-01-0000	Salaries Cert. Sec-Psychologist	175,965.20	155,573.00	20,392.20	13.108%
A 2820.1500-02-0000	Salaries Cert. Sec-Psychologist	173,273.20	152,926.00	20,347.20	13.305%

Budgeting Appropriation Status Report For Proposed 2024-25 Budget (Detail)

Account	Description	2024 - 25 Proposed Budget	2023 - 24 Budget	Dollar Change	Percent Change
A 2820.1500-03-0000	Salaries Cert. Salaries	124,965.20	103,787.00	21,178.20	20.405%
A 2820.1500-05-0000	Salaries Cert. Salaries	171,409.20	151,093.00	20,316.20	13.446%
A 2820.1500-06-0000	Salaries Cert. Salaries	158,112.70	136,380.00	21,732.70	15.935%
A 2820.1500-98-0000	Salaries Cert. Salaries	85,159.00		85,159.00	<N/A>
A 2820.4440-09-0000	Other Professional Service Districtwide			0.00	<N/A>
A 2820.4450-09-0000	Travel Districtwide	1,000.00	1,000.00	0.00	0.000%
A 2820.5010-01-0000	Supplies and Materials Senior High School	700.00	700.00	0.00	0.000%
A 2820.5010-02-0000	Supplies and Materials Middle School	600.00	600.00	0.00	0.000%
A 2820.5010-03-0000	Supplies and Materials Cherry Ave Elem Sch	500.00	500.00	0.00	0.000%
A 2820.5010-05-0000	Supplies and Materials Lincoln Ave Elem Sch	550.00	550.00	0.00	0.000%
A 2820.5010-06-0000	Supplies and Materials Sunrise Drive Elem Sch	550.00	550.00	0.00	0.000%
A 2820.5010-09-0000	Supplies and Materials Districtwide	3,500.00	3,500.00	0.00	0.000%
2820	Psychological Services - * Regular School	896,284.50	707,159.00	189,125.50	26.744%
A 2825.1500-01-0000	Salaries Cert. Salaries	160,502.00	145,240.00	15,262.00	10.508%
A 2825.1500-02-0000	Salaries Cert. Salaries	262,463.00	252,854.00	9,609.00	3.800%
A 2825.1500-03-0000	Salaries Cert. Salaries	109,419.00	101,209.00	8,210.00	8.112%
A 2825.1500-05-0000	Salaries Cert. Salaries	139,216.00	135,097.00	4,119.00	3.049%
A 2825.1500-06-0000	Salaries Cert. Salaries	102,348.00	97,207.00	5,141.00	5.289%
A 2825.4450-09-0000	Travel Districtwide	900.00	900.00	0.00	0.000%
A 2825.5010-09-0000	Supplies and Materials Districtwide	900.00	900.00	0.00	0.000%
2825	Social Work Services - * Regular School	775,748.00	733,407.00	42,341.00	5.773%
A 2850.1500-01-0000	Salaries Cert. Salaries	225,500.00	199,402.00	26,098.00	13.088%
A 2850.1500-02-0000	Salaries Cert. Salaries	88,500.00	84,879.00	3,621.00	4.266%
A 2850.1500-03-0000	Salaries Cert. Salaries	16,000.00	15,892.00	108.00	0.680%
A 2850.1500-05-0000	Salaries Cert. Salaries	16,000.00	15,892.00	108.00	0.680%
A 2850.1500-06-0000	Salaries Cert. Salaries	16,000.00	15,892.00	108.00	0.680%

Budgeting Appropriation Status Report For Proposed 2024-25 Budget (Detail)

Account	Description	2024 - 25 Proposed Budget	2023 - 24 Budget	Dollar Change	Percent Change
A 2850.1500-98-0000	Salaries Cert. Salaries	54,000.00	54,187.00	(187.00)	(0.345%)
A 2850.1550-01-0000	Sal. Cert. Hrly Salaries	30,000.00	25,000.00	5,000.00	20.000%
A 2850.1550-02-0000	Sal. Cert. Hrly Salaries	30,000.00	25,000.00	5,000.00	20.000%
A 2850.1550-03-0000	Sal. Cert. Hrly Salaries	5,000.00	12,000.00	(7,000.00)	(58.333%)
A 2850.1550-05-0000	Sal. Cert. Hrly Salaries	5,000.00	12,000.00	(7,000.00)	(58.333%)
A 2850.1550-06-0000	Sal. Cert. Hrly Salaries	5,000.00	12,000.00	(7,000.00)	(58.333%)
A 2850.1600-01-0000	Salaries Non-cert. Salaries		1,000.00	(1,000.00)	(100.000%)
A 2850.1600-02-0000	Salaries Non-cert. Salaries		1,000.00	(1,000.00)	(100.000%)
A 2850.1600-05-0000	Salaries Non-cert. Salaries	3,100.00		3,100.00	<N/A>
A 2850.1650-98-0000	Sal. Non-cert. Hrly Salaries		1,000.00	(1,000.00)	(100.000%)
A 2850.4180-01-0000	Drama Senior High School	4,000.00	3,000.00	1,000.00	33.333%
A 2850.4190-01-0000	Musical Senior High School	12,500.00	12,000.00	500.00	4.167%
A 2850.4190-02-0000	Musical Middle School	10,000.00	7,000.00	3,000.00	42.857%
A 2850.4191-09-0000	Music Uniforms Senior High School	2,000.00	2,000.00	0.00	0.000%
A 2850.4200-01-0000	Publications Senior High School	11,000.00	11,000.00	0.00	0.000%
A 2850.4440-09-0000	Other Professional Service Districtwide		4,000.00	(4,000.00)	(100.000%)
2850	Co-Curricular Activities - * Regular School	533,600.00	514,144.00	19,456.00	3.784%
A 2855.1500-01-2856	Salaries Cert. Salaries	548,738.00	549,141.00	(403.00)	(0.073%)
A 2855.1500-02-2856	Salaries Cert. Salaries	181,544.00	188,249.00	(6,705.00)	(3.562%)
A 2855.1501-98-2856	Salaries Cert.-Playoffs	40,000.00	40,000.00	0.00	0.000%
A 2855.1550-98-2856	Sal. Cert. Hrly Salaries	45,000.00	44,179.00	821.00	1.858%
A 2855.1600-98-2856	Salaries Non-cert. Salaries	130,175.99	126,138.00	4,037.99	3.201%
A 2855.1630-98-2856	Sal. Non-cert. OT Salaries		3,000.00	(3,000.00)	(100.000%)
A 2855.1650-98-2856	Sal. Non-cert. Hrly Salaries	54,866.00	45,000.00	9,866.00	21.924%
A 2855.2410-09-2856	Equipment Districtwide	30,000.00	13,000.00	17,000.00	130.769%
A 2855.2410-63-2856	Equipment Football	0.00	3,000.00	(3,000.00)	(100.000%)
A 2855.2410-64-2856	Equipment B. Soccer		11,000.00	(11,000.00)	(100.000%)
A 2855.2410-65-2856	Equipment Wrestling			0.00	<N/A>
A 2855.2410-67-2856	Equipment B. Basketball		12,000.00	(12,000.00)	(100.000%)
A 2855.2410-72-2856	Equipment Cheerleaders			0.00	<N/A>



Account	Description	2024 - 25 Proposed Budget	2023 - 24 Budget	Dollar Change	Percent Change
A 2855.4450-09-2856	Travel Districtwide	7,000.00	6,000.00	1,000.00	16.667%
A 2855.4470-09-2856	Main/Repair Equipment Districtwide	25,000.00	21,000.00	4,000.00	19.048%
A 2855.4490-09-2856	Assemblies & Awards Districtwide	25,000.00	19,000.00	6,000.00	31.579%
A 2855.4510-09-2856	Dues/Fees Districtwide	60,000.00	48,500.00	11,500.00	23.711%
A 2855.4510-62-2856	Dues/Fees Cross Country	1,500.00	1,200.00	300.00	25.000%
A 2855.4510-64-2856	Dues/Fees B. Soccer	500.00		500.00	<N/A>
A 2855.4510-65-2856	Dues/Fees Wrestling	3,000.00	2,600.00	400.00	15.385%
A 2855.4510-66-2856	Dues/Fees Bowling	6,000.00	5,000.00	1,000.00	20.000%
A 2855.4510-68-2856	Dues/Fees Baseball	500.00		500.00	<N/A>
A 2855.4510-70-2856	Dues/Fees Golf	5,000.00	4,000.00	1,000.00	25.000%
A 2855.4510-71-2856	Dues/Fees B. Track	2,000.00	1,200.00	800.00	66.667%
A 2855.4510-72-2856	Dues/Fees Cheerleaders	1,500.00	500.00	1,000.00	200.000%
A 2855.4510-73-2856	Dues/Fees B. Volleyball	1,000.00	500.00	500.00	100.000%
A 2855.4510-74-2856	Dues/Fees B. Swimming	500.00	300.00	200.00	66.667%
A 2855.4510-75-2856	Dues/Fees G. Swimming	600.00	300.00	300.00	100.000%
A 2855.4510-76-2856	Dues/Fees Fencing	1,200.00	800.00	400.00	50.000%
A 2855.4510-79-2856	Dues/Fees B. Lacrosse	500.00		500.00	<N/A>
A 2855.4510-80-2856	Dues/Fees G. Lacrosse	500.00		500.00	<N/A>
A 2855.4510-81-2856	Dues/Fees G. Soccer	500.00		500.00	<N/A>
A 2855.4510-83-2856	Dues/Fees G. Volleyball	1,200.00	600.00	600.00	100.000%
A 2855.4510-84-2856	Dues/Fees G. Basketball	500.00		500.00	<N/A>
A 2855.4510-86-2856	Dues/Fees Softball	500.00		500.00	<N/A>
A 2855.4510-87-2856	Dues/Fees G. Track	3,000.00	3,200.00	(200.00)	(6.250%)
A 2855.4510-89-2856	Dues/Fees G. Golf	4,000.00	4,000.00	0.00	0.000%
A 2855.4520-09-2856	Officials Fees Districtwide	111,000.00	102,902.00	8,098.00	7.870%
A 2855.4580-09-2856	Photocopy Rental	0.00	3,000.00	(3,000.00)	(100.000%)
A 2855.5010-09-2856	Supplies and Materials Districtwide	4,500.00	4,920.00	(420.00)	(8.537%)
A 2855.5010-60-2856	Supplies and Materials First Aid	3,000.00	3,150.00	(150.00)	(4.762%)
A 2855.5010-62-2856	Supplies and Materials Cross Country	1,000.00	1,500.00	(500.00)	(33.333%)
A 2855.5010-63-2856	Supplies and Materials Football	30,000.00	14,500.00	15,500.00	106.897%

Budgeting Appropriation Status Report For Proposed 2024-25 Budget (Detail)

Account	Description	2024 - 25 Proposed Budget	2023 - 24 Budget	Dollar Change	Percent Change
A 2855.5010-64-2856	Supplies and Materials B. Soccer	3,000.00	3,000.00	0.00	0.000%
A 2855.5010-65-2856	Supplies and Materials Wrestling	1,000.00	1,000.00	0.00	0.000%
A 2855.5010-66-2856	Supplies and Materials Bowling	500.00	465.00	35.00	7.527%
A 2855.5010-67-2856	Supplies and Materials B. Basketball	1,500.00	1,200.00	300.00	25.000%
A 2855.5010-68-2856	Supplies and Materials Baseball	6,500.00	6,000.00	500.00	8.333%
A 2855.5010-69-2856	Supplies and Materials B. Tennis	1,600.00	1,825.00	(225.00)	(12.329%)
A 2855.5010-70-2856	Supplies and Materials Golf	1,000.00	1,000.00	0.00	0.000%
A 2855.5010-71-2856	Supplies and Materials B. Track	1,000.00	1,000.00	0.00	0.000%
A 2855.5010-72-2856	Supplies and Materials Cheerleaders	2,000.00	2,000.00	0.00	0.000%
A 2855.5010-73-2856	Supplies and Materials B. Volleyball	1,000.00	2,151.00	(1,151.00)	(53.510%)
A 2855.5010-74-2856	Supplies and Materials B. Swimming	500.00	1,000.00	(500.00)	(50.000%)
A 2855.5010-75-2856	Supplies and Materials G. Swimming	1,000.00	1,000.00	0.00	0.000%
A 2855.5010-76-2856	Supplies and Materials Fencing	1,500.00	1,500.00	0.00	0.000%
A 2855.5010-79-2856	Supplies and Materials B. Lacrosse	4,000.00	3,500.00	500.00	14.286%
A 2855.5010-80-2856	Supplies and Materials G. Lacrosse	1,500.00	2,000.00	(500.00)	(25.000%)
A 2855.5010-81-2856	Supplies and Materials G. Soccer	1,500.00	3,000.00	(1,500.00)	(50.000%)
A 2855.5010-82-2856	Supplies and Materials G. Field Hockey	1,000.00	1,310.00	(310.00)	(23.664%)
A 2855.5010-83-2856	Supplies and Materials G. Volleyball	1,500.00	3,000.00	(1,500.00)	(50.000%)
A 2855.5010-84-2856	Supplies and Materials G. Basketball	1,500.00	1,500.00	0.00	0.000%
A 2855.5010-86-2856	Supplies and Materials G. Softball	3,500.00	3,500.00	0.00	0.000%
A 2855.5010-87-2856	Supplies and Materials G. Track	1,000.00	1,000.00	0.00	0.000%
A 2855.5010-88-2856	Supplies and Materials G. Tennis	1,500.00	1,500.00	0.00	0.000%

Budgeting Appropriation Status Report For Proposed 2024-25 Budget (Detail)

Account	Description	2024 - 25 Proposed Budget	2023 - 24 Budget	Dollar Change	Percent Change
A 2855.5010-89-2856	Supplies and Materials G. Golf	1,000.00	1,000.00	0.00	0.000%
A 2855.5190-09-2856	Uniforms District Wide	5,000.00	5,000.00	0.00	0.000%
A 2855.5190-62-2856	Uniforms Cross Country	1,000.00	3,500.00	(2,500.00)	(71.429%)
A 2855.5190-63-2856	Uniforms Football	8,000.00	7,400.00	600.00	8.108%
A 2855.5190-64-2856	Uniforms B. Soccer	7,000.00	3,500.00	3,500.00	100.000%
A 2855.5190-65-2856	Uniforms Wrestling	3,000.00	5,500.00	(2,500.00)	(45.455%)
A 2855.5190-66-2856	Uniforms Bowling	1,000.00	1,000.00	0.00	0.000%
A 2855.5190-67-2856	Uniforms B. Basketball	8,000.00		8,000.00	<N/A>
A 2855.5190-68-2856	Uniforms Baseball	4,000.00	4,000.00	0.00	0.000%
A 2855.5190-74-2856	Uniforms B. Swimming	1,000.00	1,000.00	0.00	0.000%
A 2855.5190-75-2856	Uniforms G. Swimming	1,500.00	1,000.00	500.00	50.000%
A 2855.5190-76-2856	Uniforms Fencing	2,000.00	2,000.00	0.00	0.000%
A 2855.5190-79-2856	Uniforms B. Lacrosse	1,500.00	1,500.00	0.00	0.000%
A 2855.5190-80-2856	Uniforms G. Lacrosse	1,500.00		1,500.00	<N/A>
A 2855.5190-81-2856	Uniforms G. Soccer	1,000.00		1,000.00	<N/A>
A 2855.5190-83-2856	Uniforms G. Volleyball	5,000.00		5,000.00	<N/A>
A 2855.5190-84-2856	Uniforms G. Basketball	8,000.00	3,000.00	5,000.00	166.667%
A 2855.5190-86-2856	Uniforms G. Softball	2,000.00		2,000.00	<N/A>
A 2855.5190-87-2856	Uniforms G. Track			0.00	<N/A>
2855	Interscholastic Athletics- * Regular School	1,431,423.99	1,366,230.00	65,193.99	4.772%
A 2857.1550-98-2856	Sal. Cert. Hrly Salaries	14,800.00	14,800.00	0.00	0.000%
2857	Intra-murals *	14,800.00	14,800.00	0.00	0.000%
28		5,684,896.31	5,470,452.00	214,444.31	3.920%
2		53,840,287.37	54,080,539.00	(240,251.63)	(0.444%)
A 5510.1600-98-0000	Salaries Non-cert. Salaries	84,998.00	83,293.00	1,705.00	2.047%
A 5510.4910-44-0000	BOCES Services Student Data Information	18,500.00	18,500.00	0.00	0.000%
A 5510.5010-09-0000	Supplies and Materials Districtwide	1,800.00	1,800.00	0.00	0.000%



Account	Description	2024 - 25 Proposed Budget	2023 - 24 Budget	Dollar Change	Percent Change
5510	District Transportation Services	105,298.00	103,593.00	1,705.00	1.646%
A 5540.4090-09-0000	Regular Bus Service Districtwide	1,865,157.00	1,805,573.00	59,584.00	3.300%
A 5540.4100-09-0000	Handicapped/Out of District Districtwide	2,338,000.00	2,456,923.00	(118,923.00)	(4.840%)
A 5540.4130-09-0000	Music Competition Trips Districtwide	19,000.00	13,000.00	6,000.00	46.154%
A 5540.4140-01-0000	Other Competition Trips Senior High School	42,500.00	17,500.00	25,000.00	142.857%
A 5540.4140-02-0000	Other Competition Trips Middle School	5,300.00	5,300.00	0.00	0.000%
A 5540.4160-01-0000	Other District Trips Senior High School	6,700.00		6,700.00	<N/A>
A 5540.4160-89-0000	Other District Trips Reserve	8,000.00	8,000.00	0.00	0.000%
A 5540.4170-09-0000	Athletic Competition Trips Districtwide	328,250.00	296,750.00	31,460.00	10.600%
5540	Contract Transportation *	4,612,907.00	4,603,086.00	9,821.00	0.213%
A 5550.4160-01-0000	Other District Trips Senior High School	7,100.00	2,600.00	4,500.00	173.077%
5550	Public Transportation *	7,100.00	2,600.00	4,500.00	173.077%
A 5581.4910-19-5582	BOCES Services G & T/Alt Sch/Out Learn	17,000.00	17,000.00	0.00	0.000%
A 5581.4910-20-5582	BOCES Services Spec Educ BOCES 2	5,000.00	5,000.00	0.00	0.000%
5581	Transportation from BOCES	22,000.00	22,000.00	0.00	0.000%
55		4,747,305.00	4,731,279.00	16,026.00	0.339%
5		4,747,305.00	4,731,279.00	16,026.00	0.339%
A 7140.1500-98-0000	Salaries Cert. Salaries	10,782.00	10,758.00	24.00	0.223%
A 7140.1550-98-0000	Sal. Cert. Hrly Salaries	59,000.00	59,000.00	0.00	0.000%
A 7140.1630-98-0000	Sal. Non-cert. OT Salaries	5,500.00	5,500.00	0.00	0.000%
A 7140.1720-98-0000	Sal. Non-cert. Lifeguard Salaries	37,000.00	36,900.00	100.00	0.271%



Account	Description	2024 - 25 Proposed Budget	2023 - 24 Budget	Dollar Change	Percent Change
A 7140.4390-09-0000	Miscellaneous Expenses Districtwide	350.00	350.00	0.00	0.000%
A 7140.4460-09-0000	Postage Districtwide	3,000.00	3,000.00	0.00	0.000%
7140	Recreation *	115,632.00	115,508.00	124.00	0.107%
71	**	115,632.00	115,508.00	124.00	0.107%
7	***	115,632.00	115,508.00	124.00	0.107%
A 9010.8010-09-0000	Employee Benefits Districtwide: ERS	1,759,008.00	1,303,023.00	455,985.00	34.994%
9010	State Retirement *	1,759,008.00	1,303,023.00	455,985.00	34.994%
A 9020.8010-09-0000	Employee Benefits Districtwide: TRS	3,966,600.00	3,963,586.00	3,014.00	0.076%
9020	Teachers' Retirement *	3,966,600.00	3,963,586.00	3,014.00	0.076%
A 9030.8010-09-0000	Employee Benefits Districtwide: FICA/Medicare	3,936,533.00	3,957,695.00	(21,162.00)	(0.535%)
9030	Social Security *	3,936,533.00	3,957,695.00	(21,162.00)	(0.535%)
A 9040.4440-09-0000	Other Professional Service Districtwide	138,000.00	137,582.00	418.00	0.304%
A 9040.8010-09-0000	Employee Benefits Districtwide: Workers' Comp.	198,000.00	198,000.00	0.00	0.000%
9040	Workers' Compensation *	336,000.00	335,582.00	418.00	0.125%
A 9045.8030-09-0000	Employee Benefits - Admin Districtwide	900.00	900.00	0.00	0.000%
A 9045.8090-09-0000	Employee Benefits - Admin Districtwide: Life Insurance	9,100.00	9,100.00	0.00	0.000%
9045	Life Insurance *	10,000.00	10,000.00	0.00	0.000%
A 9050.4440-09-0000	Other Professional Service Districtwide	2,000.00	1,500.00	500.00	33.333%
A 9050.8010-09-0000	Employee Benefits Districtwide: Unemployment	50,000.00	50,000.00	0.00	0.000%



Account	Description	2024 - 25 Proposed Budget	2023 - 24 Budget	Dollar Change	Percent Change
9050	Unemployment Insurance *	52,000.00	51,500.00	500.00	0.971%
A 9055.8020-09-0000	Employee Benefits - Program Districtwide: DBL	32,000.00	30,935.00	1,065.00	3.443%
A 9055.8030-09-0000	Employee Benefits Districtwide	7,500.00	7,445.00	55.00	0.739%
A 9055.8070-09-0000	Employee Benefits - Admin Districtwide	2,500.00	2,217.00	283.00	12.765%
A 9055.8090-09-0000	Employee Benefits Admin Districtwide	1,600.00	1,537.00	63.00	4.099%
9055	Disability Insurance *	43,600.00	42,134.00	1,466.00	3.479%
A 9060.4440-09-9061	Other Professional Service Districtwide	11,673.00	11,000.00	673.00	6.118%
A 9060.8010-09-9061	Employee Benefits - Districtwide: Health Insur.	14,686,689.00	12,873,163.00	1,813,526.00	14.088%
A 9060.8020-09-9065	Employee Benefits - Tea/Nurses: Trust Fund/Dental	434,000.00	434,000.00	0.00	0.000%
A 9060.8030-09-9065	Employee Benefits - Districtwide: Cler. Dental/Life	37,000.00	36,092.00	908.00	2.516%
A 9060.8040-09-9065	Employee Benefits - Districtwide: Cust. Dental/Life	52,000.00	51,560.00	440.00	0.853%
A 9060.8050-09-9061	Medicare Retiree Reimb. Districtwide	1,398,504.00	1,472,751.00	(74,247.00)	(5.041%)
A 9060.8070-09-9065	Employee Benefits - Mang/Confid.: Trust Fund/Dental	25,000.00	24,800.00	200.00	0.806%
A 9060.8090-09-9065	Employee Benefits Admin Districtwide: Trust Fund/Dental	25,000.00	24,800.00	200.00	0.806%
A 9060.8110-09-9061	Decination Reimb. Districtwide	180,333.00	171,700.00	8,633.00	5.028%
9060	Hospital, Medical and Dental Insurance *	16,850,199.00	15,099,866.00	1,750,333.00	11.592%
90	**	26,953,940.00	24,763,386.00	2,190,554.00	8.846%
A 9710.6030-59-0000	Public Library Principal	675,000.00	630,000.00	45,000.00	7.143%



Account	Description	2024 - 25 Proposed Budget	2023 - 24 Budget	Dollar Change	Percent Change
Payments Districtwide					
A 9710.7030-59-0000	Public Library Interest Payments Districtwide	106,800.00	132,000.00	(25,200.00)	(19.091%)
9710	Serial Bonds - Public Library *	781,800.00	762,000.00	19,800.00	2.598%
A 9711.6030-09-0000	Serial Bond Principal Payments Districtwide	2,580,000.00	1,825,000.00	755,000.00	41.370%
A 9711.7030-09-0000	Serial Bond Interest Payments Districtwide	524,825.00	830,926.00	(306,101.00)	(36.839%)
9711	Serial Bonds -School Construction *	3,104,825.00	2,655,926.00	448,899.00	16.902%
A 9731.6030-09-0000	BAN Principal Payments	120,000.00		120,000.00	<N/A>
A 9731.7030-09-0000	BAN Interest Payments	750,000.00		750,000.00	<N/A>
9731	Bond Anticipation Note Debt Service *	870,000.00	0.00	870,000.00	<N/A>
A 9760.7030-09-0000	TAN Interest Payments	330,000.00	330,000.00	0.00	0.000%
9760	Tax Anticipation Notes *	330,000.00	330,000.00	0.00	0.000%
A 9789.6030-09-0000	EPC Principal Payments Districtwide	1,000,566.00	970,555.00	30,011.00	3.092%
A 9789.7030-09-0000	EPC Interest Payments Districtwide	172,279.00	202,293.00	(30,014.00)	(14.837%)
9789	Other Debt- EPC *	1,172,845.00	1,172,848.00	(3.00)	0.000%
97	**	6,259,470.00	4,920,774.00	1,338,696.00	27.205%
A 9901.9500-09-0000	Transfer To Special Aid Fund	160,000.00	200,000.00	(40,000.00)	(20.000%)
9901	Transfer to Special Aid Fund *	160,000.00	200,000.00	(40,000.00)	(20.000%)
A 9950.9700-09-0000	Transfer To Capital Fund	1,000,000.00	1,000,000.00	0.00	0.000%
9950	Transfer to Capital Funds *	1,000,000.00	1,000,000.00	0.00	0.000%
99	**	1,160,000.00	1,200,000.00	(40,000.00)	(3.333%)

Budgeting Appropriation Status Report For Proposed 2024-25 Budget (Detail)

Account	Description	2024 - 25 Proposed Budget	2023 - 24 Budget	Dollar Change	Percent Change
9		34,373,410.00	30,884,160.00	3,489,250.00	11.298%

Grand Totals:		106,028,631.00	102,048,891.00	3,979,740.00	3.900%

SAYVILLE PUBLIC SCHOOL DISTRICT
SAYVILLE, NEW YORK

2024-2025
ADMINISTRATIVE SALARY COMPENSATION
INFORMATION

CHAPTER 474 OF THE LAWS OF 1996

SAYVILLE PUBLIC SCHOOLS
Salary Disclosure Information - Chapter 474 of the Laws of 1996
School Year 2024-25

Superintendent of Schools

The qualifications of the Superintendent of Schools are as follows:

Education – Bachelor of Arts degree in History – Washington & Jefferson College,
Master of Arts in Social Studies Education from New York University
Master of Arts in Leadership, Technology and Education from New York University
(SDA & SAS Certifications)
Doctor of Education, from Hofstra University

Previous Experience – Served as Superintendent of Schools for 2 years;
Served as Assistant Superintendent for Curriculum for 5 years;
Served as Middle School Principal for 13 years;
Served as Secondary Assistant Principal for 2 years;
Served as Teacher for 6 years.
Total Years in Education: 28

Compensation:

Salary:	\$270,531
Annualized Cost of Benefits:	75,382
Other Compensation:	23,879

Assistant Superintendent for Business

The qualifications of the current Assistant Superintendent for Business are as follows:

Education – Bachelor of Business Administration from Hofstra University,
Master of Science in Educational Administration – LIU CW Post University
School Business Administration (SBA) Certification
Certified Public Accountant (CPA) License

Previous Experience - Served as Assistant Superintendent for Business/ Operations for 4years;
Served as Treasurer (Incorporated Village) for 2 years;
Served as Partner in a Public Accounting Firm 28 years Servicing School Districts
Total Years in Education: 4

Compensation:

Salary:	\$213,402
Annualized Cost of Benefits:	38,805
Other Compensation:	14,000

SAYVILLE PUBLIC SCHOOLS
Salary Disclosure Information – Chapter 474 of the Laws of 1996
School Year 2024-25

Assistant Superintendent for Curriculum, Instruction and Staff Development

The qualifications of the current Assistant Superintendent for Curriculum, Instruction and Staff Development are as follows:

Education - Bachelor of Science in Policy Analysis and Management from Cornell University,
Master of Arts in Secondary Mathematics Education from Teachers College, Columbia
University
Professional Diploma (SDA & SAS) from Queens College,
Doctor of Education from Saint John’s University

Previous Experience - Served as Assistant Superintendent for Curriculum & Instruction for 1 year;
Served as Director for 5 years;
Served as Building-Level Administrator 3 years;
Served as Teacher for 8 years;
Total Years in Education: 17

Compensation:

Salary:	\$191,032
Annualized Cost of Benefits:	66,264
Other Compensation:	14,000

Assistant Superintendent for Human Resources

The qualifications of the current Assistant Superintendent for Human Resources are as follows:

Education - Bachelor of Science from College of Saint Rose,
Master of Science from College of Saint Rose,
Doctor of Education from Saint John’s University,
School Administrator and Supervision (SAS) Certification,
School District Administration (SDA) Certification,
School Business Administration (SBA) Certification

Previous Experience - Served as Assistant Superintendent for Human Resources for 7 years;
Served as Director of Special Education Services for 5 years;
Served as Middle School Assistant Principal for 3 years;
Served as Administrator for Special Education Services for 4 years.
Served as Teacher for 8 years;
Total Years in Education: 27

Compensation:

Salary:	\$233,773
Annualized Cost of Benefits:	52,720
Other Compensation:	14,000

SAYVILLE PUBLIC SCHOOLS
 Salary Disclosure Information – Chapter 474 of the Laws of 1996
 School Year 2024-25

Assistant Superintendent for Pupil Personnel Services

The qualifications of the current Assistant Superintendent for Pupil Personnel Services are as follows:

Education - BA in Secondary Education & English from Hofstra University,
 Master of Arts in English Literature from Hofstra University,
 Post Master of Arts in Educational Leadership from Stony Brook University:
 School Business Leadership (SBA) & School District Leadership (SDL)
 Certifications.

Previous Experience – Served as Assistant Superintendent for Pupil Personnel Services for 1.5 years
 Served as Director of Student Services for 3.5 years;
 Served as High School Assistant Principal for 5 years;
 Served as Teacher for 9 years;
 Total Years in Education: 19

Compensation:

Salary:	\$222,863
Annualized Cost of Benefits:	69,915
Other Compensation:	14,000

Other Administrators

<u>Position Title</u>	<u>Annual Salary</u>
Director of Physical Education & Health	184,366
Director of Special Education	203,530
Coordinator of Special Education	193,115
High School Principal	232,198
Assistant Principal - High School	172,593
Assistant Principal - High School	166,593
Principal - Middle School	207,613
Assistant Principal - Middle School	202,532
Elementary Principal	211,892
Elementary Principal	208,897
Elementary Principal	170,963
Network Systems Specialist	182,255

SAYVILLE PUBLIC SCHOOL DISTRICT
SAYVILLE, NEW YORK

2024-2025
SCHOOL DISTRICT BUDGET NOTICE

School District Budget Notice

Overall Budget Proposal	Budget Adopted for the 2023-24 School Year	Budget Proposed for the 2024-25 School Year	Contingency Budget for the 2024-25 School Year *
Total Budgeted Amount, Not Including Separate Propositions	\$ 102,048,891	\$106,028,631	\$103,673,766
Increase/Decrease for the 2024-25 School Year		\$ 3,979,740	\$ 1,624,875
Percentage Increase/Decrease in Proposed Budget		3.900 %	1.592%
Change in the Consumer Price Index		4.12%	
A. Proposed Levy to Support the Total Budgeted Amount	\$63,644,989	\$65,999,854	
B. Levy to Support Library Debt, if Applicable	\$-0-	\$-0-	
C. Levy for Non-Excludable Propositions, if Applicable **	\$-0-	\$-0-	
D. Total Tax Cap Reserve Amount Used to Reduce Current Year Levy	\$-0-	\$-0-	
E. Total Proposed School Year Tax Levy (A + B + C - D)	\$63,644,989	\$65,999,854	
F. Total Permissible Exclusions	\$ 2,611,849	\$ 3,790,790	
G. School Tax Levy Limit, <u>Excluding</u> Levy for Permissible Exclusions	\$61,033,140	\$62,397,290	
H. Total Proposed School Year Tax Levy, <u>Excluding</u> Levy to Support Library Debt and/or Permissible Exclusions (E – B – F + D)	\$61,033,140	\$62,209,064	
I. Difference: G – H (Negative Value Requires 60.0% Voter Approval – See Note Below Regarding Separate Propositions) **	\$-0-	\$ 188,226	
Administrative Component	\$ 9,378,822	\$ 9,981,027	\$ 9,474,878
Program Component	\$75,598,106	\$76,698,186	\$76,426,105
Capital Component	\$17,071,963	\$19,349,418	\$17,772,783

* Provide a statement of assumptions made in projecting a contingency budget for the 2024-25 school year, should the proposed budget be defeated pursuant to Section 2023 of the Education Law.

A contingency budget will only contain legal expenditures specifically authorized by statute and those that maintain educational programs, preserve property, and maintain the health and safety of students and staff. Included are reductions in staffing, programs, capital items and non-contingency items such as student supplies, certain equipment, and community use of building and grounds.

** List Separate Propositions that are not included in the Total Budgeted Amount: (Tax Levy associated with educational or transportation services propositions are not eligible for exclusion and may affect voter approval requirements)

Description	Amount
	\$
	\$
	\$
	\$

	Under the Budget Proposed for the 2024-25 School Year
Estimated Basic STAR Exemption Savings ¹	\$ 923

The annual budget vote for the fiscal year 2024-25 by the qualified voters of the Sayville Union Free School District, Suffolk County, New York, will be held at the Old Junior High School in said district on Tuesday, May 21, 2024 between the hours of 7:00am and 9:00pm, prevailing time in the Gymnasium of the Old Junior High School, at which time the polls will be opened to vote by voting ballot or machine.

1. The basic school tax relief (STAR) exemption is authorized by section 425 of the Real Property Tax Law.

SAYVILLE PUBLIC SCHOOL DISTRICT
SAYVILLE, NEW YORK

CHAPTER 258 OF THE LAWS OF 2008, SECTION 495

SCHOOL DISTRICT PROPERTY TAX
EXEMPTION REPORT

NYS- Real Property System
 County of: **SUFFOLK**
 Town of: **ISLIP**

Assessor's Report - 2023 - Current Year File

RP-495 Exemption Impact Report

School District Summary

Total Assessed Value 334,493,925
 Equalization Rate 0.0828
 Equalized Assessed Value 4,039,781,703

School District 472804 SAYVILLE

Exemption Code	Exemption Name	Statutory Authority	Number of Exemptions	Assessed Value of Exemptions	Total Equalized Value of Exemptions	Percent of Value Exempted
10110	SEWAGE/WATER NOT IN DIST	RPTL 410-a	2	200	2,415	0.00006%
12100	NYS - GENERALLY	RPTL 404(1)	3	25,000	301,932	0.00747%
13100	CO - GENERALLY	RPTL 406(1)	32	6,436,950	77,740,942	1.92438%
13500	TOWN - GENERALLY	RPTL 406(1)	89	4,760,200	57,490,338	1.42311%
13800	SCHOOL DISTRICTS	RPTL 408	9	19,521,000	235,760,870	5.83598%
14000	SPECIFIC LOCAL PUBLIC AUTH	RPTL 412 & Pub Auth L	3	152,200	1,838,164	0.04550%
14100	USA OWNED	RPTL 400(1)	1	1,733,700	20,938,406	0.51831%
18020	IDA PARENT PARTIAL EXEMPTION	RPTL 412-a	1	2,500,000	30,193,237	0.74740%
19950	MUNICIPAL RAILROAD	RPTL 456	9	480,000	5,797,101	0.14350%
21600	RES OF CLERGY - RELIG CORP OWN	RPTL 462	7	301,050	3,635,870	0.09000%
25110	PARTIALLY EXEMPT RELIGIOUS	RPTL 420-a	1	141,200	1,705,314	0.04221%
25110	PARTIALLY EXEMPT RELIGIOUS	RPTL 420-a	15	6,401,300	77,310,386	1.91373%
25120	PARTIALLY EXEMPT EDUCATIONAL	RPTL 420-a	2	782,500	9,450,483	0.23394%
25210	PARTIALLY EXEMPT HOSPITAL	RPTL 420-a	1	1,327,300	16,030,193	0.39681%
25230	NONPROF CORP - MORAL/MENTAL IM	RPTL 420-a	1	41,400	500,000	0.01238%
25230	NONPROF CORP - MORAL/MENTAL IM	RPTL 420-a	4	492,600	5,949,275	0.14727%
25400	FRATERNAL ORGANIZATION	RPTL 428	1	64,800	782,609	0.01937%
26100	VETERANS ORGANIZATION	RPTL 452	1	158,300	1,911,836	0.04733%
26250	HISTORICAL SOCIETY	RPTL 444 & NPCL 1408	1	95,000	1,147,343	0.02840%
26400	INC VOLUNTEER FIRE CO OR DEPT	RPTL 464(2)	4	1,414,000	17,077,295	0.42273%
27350	CEMETERY - PRIVATE	RPTL 446	5	1,170,500	14,136,473	0.34993%
40010	COMM. ELEMENTS/PRIV RD/EASEMEN		6	13,150	158,816	0.00393%
41110	VET EXEMPT ELIG CNTY,TWN,SCHL	RPTL 458	570	970,750	11,724,034	0.29021%
41400	MINISTERS EXEMPTION	RPTL 460	2	3,000	36,232	0.00090%
41640	VOL. FIRE/AMB WORKER C,T,S	RPTL 466-c,d,e,f,i	123	562,754	6,796,546	0.16824%
41730	AGRICULTURAL EXEMPTION	RPTL 483	2	74,562	900,507	0.02229%
41800	OLD AGE CNTY, TOWN, SCHOOL	RPTL 467	151	2,217,567	26,782,210	0.66296%
41930	DISABILITY ALL	RPTL 459-c	6	89,095	1,076,027	0.02664%

NYS- Real Property System
 County of: **SUFFOLK**
 Town of: **ISLIP**

Assessor's Report - 2023 - Current Year File

RP-495 Exemption Impact Report

School District Summary

Total Assessed Value 334,493,925
 Equalization Rate 0.0828
 Equalized Assessed Value 4,039,781,703

School District 472804 SAYVILLE

Exemption Code	Exemption Name	Statutory Authority	Number of Exemptions	Assessed Value of Exemptions	Total Equalized Value of Exemptions	Percent of Value Exempted
41980	LOW/MODERATE INCOME HOUS	RPTL 421-e	1	240,000	2,898,551	0.07175%
47610	ACCELERATED STRATEGIC CTS	RPTL 485-b	1	55,168	666,280	0.01649%
			1,054	52,225,246	630,739,685	

SAYVILLE PUBLIC SCHOOL DISTRICT
SAYVILLE, NEW YORK

2024-2025
NEW YORK STATE SCHOOL REPORT CARD

Property Tax Report Card

****Please use Chrome or Firefox browsers when entering the Business Portal to complete the PTRC. Internet Explorer is NOT recommended.****

Note: Some data elements of the Property Tax Report Card have been revised or renamed to more closely follow the Property Tax Cap calculations districts complete on the Office of the State Comptroller website. Please see the Help text above for definitions. Additional guidance on the Property Tax Levy Limit is available on the Office of Educational Management Services website:
<http://www.p12.nysed.gov/mgt/serv/propertytax/taxcap/>.

Please also submit an electronic version (PDF or Word) of your school district's 2024-25 Budget Notice to: emscmgts@nysed.gov. This will enable us to help correct any formula or data entry discrepancy quickly.

Notice: The Enacted Budget allows school districts to establish a reserve fund for NYS Teachers' Retirement System Contributions, effective immediately. This reserve, if applicable, should be reported in the Schedule of Reserves under 'Other Reserve' and with a description that says: "To fund employer retirement contributions to the New York State Teachers' Retirement System (TRS.)"

Form Due - April 29, 2024

Form Preparer Name: RHONDA L. MESEROLE, ASST. SUPV
Preparer's Telephone Number: 631-244-6530

<u>Shaded Fields Will Calculate</u>	Budgeted 2023-24 (A)	Proposed Budget 2024-25 (B)	Percent Change (C)
Total Budgeted Amount, not including Separate Propositions	102,048,891	106,028,631	3.90 %
A. Proposed Tax Levy to Support the Total Budgeted Amount ¹	63,644,989	65,999,854	
B. Tax Levy to Support Library Debt, if Applicable			
C. Tax Levy for Non-Excludable Propositions, if Applicable ²			
D. Total Tax Cap Reserve Amount Used to Reduce Current Year Levy, if Applicable			
E. Total Proposed School Year Tax Levy (A+B+C-D)	63,644,989	65,999,854	3.70 %
F. Permissible Exclusions to the School Tax Levy Limit	2,611,849	3,790,790	
G. School Tax Levy Limit, <u>Excluding</u> Levy for Permissible Exclusions ³	61,033,140	62,397,290	
H. Total Proposed Tax Levy for School Purposes, <u>Excluding</u> Permissible Exclusions and Levy for Library Debt, Plus Prior Year Tax Cap Reserve (E-B-F+D)	61,033,140	62,209,064	
I. Difference: (G-H);(negative value requires 60.0% voter approval) ²	0	188,226	
Public School Enrollment	2,496	2,543	1.88 %
Consumer Price Index			4.12 %

¹ Include any prior year reserve for excess tax levy, including interest.

² Tax levy associated with educational or transportation services propositions are not eligible for exclusion under the School Tax Levy Limit and may affect voter approval requirements.

³ For 2024-25, includes any carryover from 2023-24 and excludes any tax levy for library debt or prior year reserve for excess tax levy, including interest.

Actual 2023-24 Estimated 2024-25
(D) (E)

Adjusted Restricted Fund Balance	21,687,376	19,949,470
Assigned Appropriated Fund Balance	6,188,552	5,988,182
Adjusted Unrestricted Fund Balance	3,788,534	4,241,145
Adjusted Unrestricted Fund Balance as a Percent of the Total Budget	3.71 %	4.00 %

Schedule of Reserve Funds

Reserve Type	Reserve Name	Reserve Description *	3/31/24 Actual Balance	6/30/24 Estimated Ending Balance	Intended Use of the Reserve in the 2024-25 School Year (Limit 200 Characters)**
--------------	--------------	-----------------------	------------------------	----------------------------------	---

Note: Be sure to click on the Save button at the bottom after each additional Reserve you add under Capital, Property Loss, Liability, or Other Reserve.

Capital	CAPITAL RESERVE	For the cost of any object or purpose for which bonds may be issued.	1,000,000	1,022,524	0
Repair	REPAIR	For the cost of repairs to capital improvements or equipment.	0	0	0
Workers Compensation	WORKERS' COMPENSATION RESERVE	For self-insured Workers Compensation and benefits.	1,120,191	1,120,191	375000
Unemployment Insurance	UNEMPLOYMENT INSURANCE RESERVE	For reimbursement to the State Unemployment Insurance Fund.	1,640,127	1,035,486	650000
Reserve for Tax Reduction	RESERVE FOR TAX REDUCTION	For the gradual use of the proceeds of the sale of school district real property.	0	0	0
Mandatory Reserve for Debt Service	MANDATORY DEBT SERVICE RESERVE	For proceeds from the sale of district capital assets or improvement, restricted to debt service.	511,934	464,355	79182
Insurance	INSURANCE	For liability, casualty, and other types of uninsured losses.	0	0	0
Property Loss	PROPERTY LOSS	To cover property loss.	0	0	0
Liability + (add)	LIABILITY	To cover incurred liability claims.	0	0	0
Tax Certiorari	TAX CERTIORARI	For tax certiorari settlements.	0	0	0
Reserve for Insurance	RESERVE FOR INSURANCE	For unexpended proceeds of	0	0	0

Recoveries	RECOVERIES	insurance recoveries at fiscal year end.			
Employee Benefit Accrued Liability	EBALAR LIABILITY RESERVE	For accrued 'employee benefits' due to employees upon termination of service.	7,782,569	6,505,391	0
Retirement Contribution	RETIREMENT CONTRIBUTION RESERVE	For employer retirement contributions to the State and Local Employees' Retirement System.	5,968,417	6,310,764	1300000
Reserve for Uncollected Taxes	RESERVE FOR UNCOLLECTED TAXES	For unpaid taxes due certain city school districts not reimbursed by their city/county until the following fiscal year.	0	0	0
Single Other Reserve	SUB FUND OF THE RETIREMENT RESERVE - TRS	To fund the Employer retirement contributions of the State and Local Teachers' Retirement System	1,131,274	1,694,767	850000

* **NYSED Reserve Guidance:**
http://www.p12.nysed.gov/mgt/serv/accounting/docs/reserve_funds.pdf

OSC Reserve Guidance: <http://osc.state.ny.us/localgov/pubs/listacctg.htm#reservefunds>

****Provide a brief, but specific, statement of the planned use and appropriation for the reserve in SY 2024-25. Mention any capital expenditures that will need to be voted upon in the upcoming Budget Vote.**

Save	Reset	Save & Ready
------	-------	--------------

SAYVILLE PUBLIC SCHOOL DISTRICT
SAYVILLE, NEW YORK

2024-2025
NEW YORK STATE DISTRICT REPORT CARD

District Report Card data is also available at the New York State Public Data Access Site:
<http://data.nysed.gov/>

SAYVILLE UFSD - NEW YORK STATE REPORT CARD [2022 - 23]

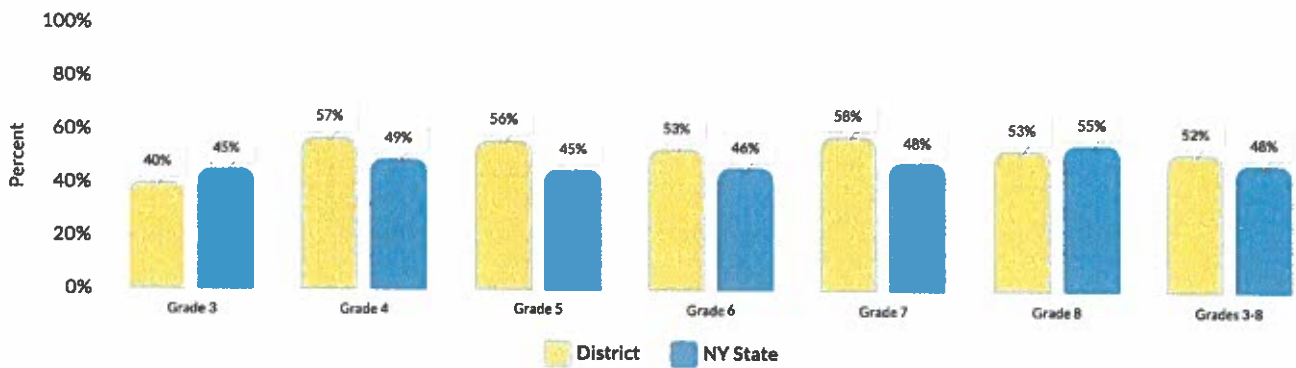
The New York State Report Card is an important part of the Board of Regents' effort to create educational equity and raise learning standards for all students. Knowledge gained from the report card on a school's or district's strengths and weaknesses can be used to improve instruction and services to students. The report card provides information to the public on school/district staff, students, and measures of school and district performance as required by the Every Student Succeeds Act (ESSA). Fundamentally, ESSA is about creating a set of interlocking strategies to promote educational equity by providing support to districts and schools as they work to ensure that every student succeeds. New York State is committed to ensuring that all students succeed and thrive in school no matter who they are, where they live, where they go to school, or where they come from.

GRADES 3-8 ENGLISH LANGUAGE ARTS RESULTS (2022-23)

The results of the 2022-23 Grades 3-8 English Language Arts represent student achievement on the new Next Generation Learning Standards. Because the tests measure different learning standards, the results are not comparable to those from prior years.

SUMMARY RESULTS

Percent Scoring Proficient by Grade

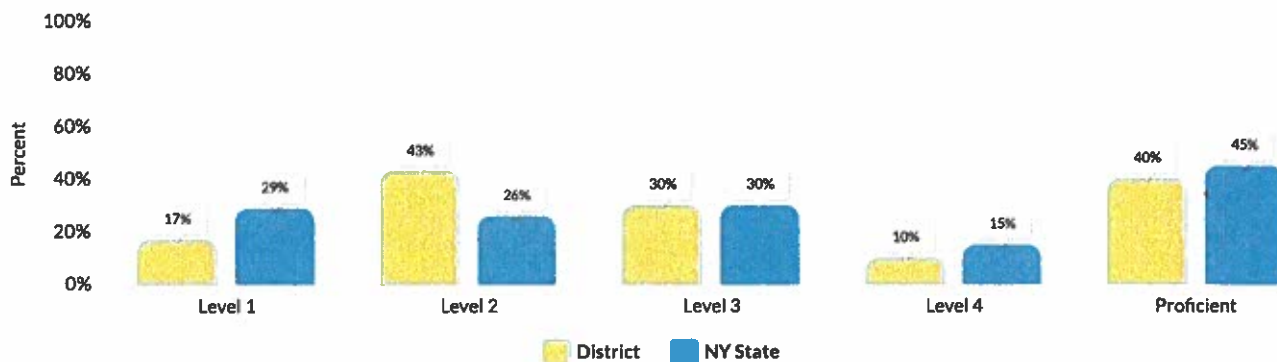


Grade	Total	Not Tested		Tested		Level 1		Level 2		Level 3		Level 4		Proficient (Levels 3 & 4)	
	#	#	%	#	%	#	%	#	%	#	%	#	%	#	%
Grade 3	186	74	40%	112	60%	19	17%	48	43%	34	30%	11	10%	45	40%
Grade 4	167	84	50%	83	50%	7	8%	29	35%	36	43%	11	13%	47	57%
Grade 5	210	113	54%	97	46%	16	16%	27	28%	41	42%	13	13%	54	56%
Grade 6	205	147	72%	58	28%	5	9%	22	38%	19	33%	12	21%	31	53%
Grade 7	199	142	71%	57	29%	11	19%	13	23%	23	40%	10	18%	33	58%
Grade 8	221	178	81%	43	19%	3	7%	17	40%	13	30%	10	23%	23	53%
Grades 3-8	1,188	738	62%	450	38%	61	14%	156	35%	166	37%	67	15%	233	52%

GRADE 3 ELA RESULTS

The results of the 2022-23 Grades 3-8 English Language Arts represent student achievement on the new Next Generation Learning Standards. Because the tests measure different learning standards, the results are not comparable to those from prior years.

Percent Scoring at Levels for All Students

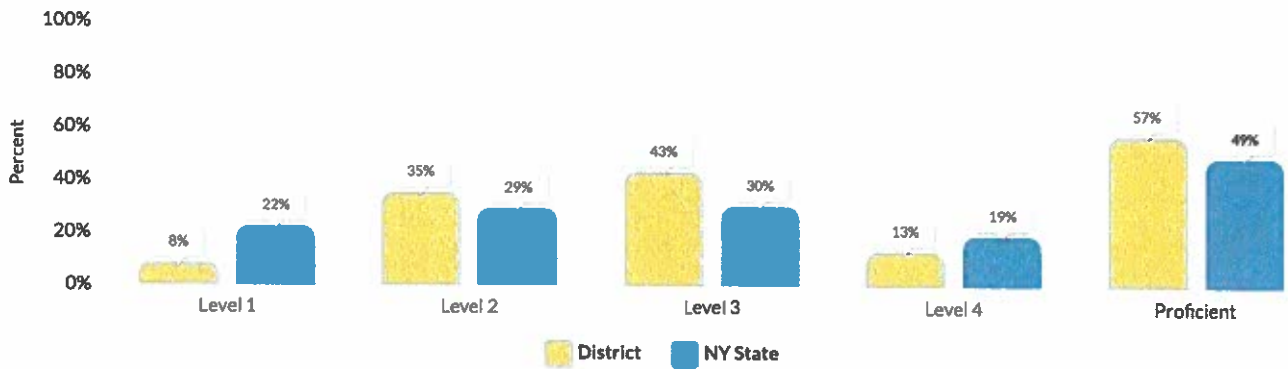


Subgroup	Total	Not Tested		Tested		Level 1		Level 2		Level 3		Level 4		Proficient (Levels 3 & 4)	
	#	#	%	#	%	#	%	#	%	#	%	#	%	#	%
All Students	186	74	40%	112	60%	19	17%	48	43%	34	30%	11	10%	45	40%
Female	83	35	42%	48	58%	6	13%	21	44%	15	31%	6	13%	21	44%
Male	103	39	38%	64	62%	13	20%	27	42%	19	30%	5	8%	24	38%
General Education Students	163	62	38%	101	62%	15	15%	42	42%	33	33%	11	11%	44	44%
Students with Disabilities	23	12	52%	11	48%	4	36%	6	55%	1	9%	0	0%	1	9%
Asian or Native Hawaiian/Other Pacific Islander	3	1	33%	2	67%	--	--	--	--	--	--	--	--	--	--
Black or African American	2	0	0%	2	100%	--	--	--	--	--	--	--	--	--	--
Hispanic or Latino	20	4	20%	16	80%	4	25%	7	44%	4	25%	1	6%	5	31%
White	157	68	43%	89	57%	13	15%	39	44%	29	33%	8	9%	37	42%
Multiracial	4	1	25%	3	75%	--	--	--	--	--	--	--	--	--	--
Small Group Total: Race & Ethnicity	9	2	22%	7	78%	2	29%	2	29%	1	14%	2	29%	3	43%
Economically Disadvantaged	22	11	50%	11	50%	6	55%	4	36%	1	9%	0	0%	1	9%
Not Economically Disadvantaged	164	63	38%	101	62%	13	13%	44	44%	33	33%	11	11%	44	44%
English Language Learner	2	2	100%	0	0%	0	0%	0	0%	0	0%	0	0%	0	0%
Non-English Language Learner	184	72	39%	112	61%	19	17%	48	43%	34	30%	11	10%	45	40%
Not in Foster Care	186	74	40%	112	60%	19	17%	48	43%	34	30%	11	10%	45	40%
Homeless	3	1	33%	2	67%	--	--	--	--	--	--	--	--	--	--
Not Homeless	183	73	40%	110	60%	--	--	--	--	--	--	--	--	--	--
Not Migrant	186	74	40%	112	60%	19	17%	48	43%	34	30%	11	10%	45	40%
Parent Not in Armed Forces	186	74	40%	112	60%	19	17%	48	43%	34	30%	11	10%	45	40%

GRADE 4 ELA RESULTS

The results of the 2022-23 Grades 3-8 English Language Arts represent student achievement on the new Next Generation Learning Standards. Because the tests measure different learning standards, the results are not comparable to those from prior years.

Percent Scoring at Levels for All Students

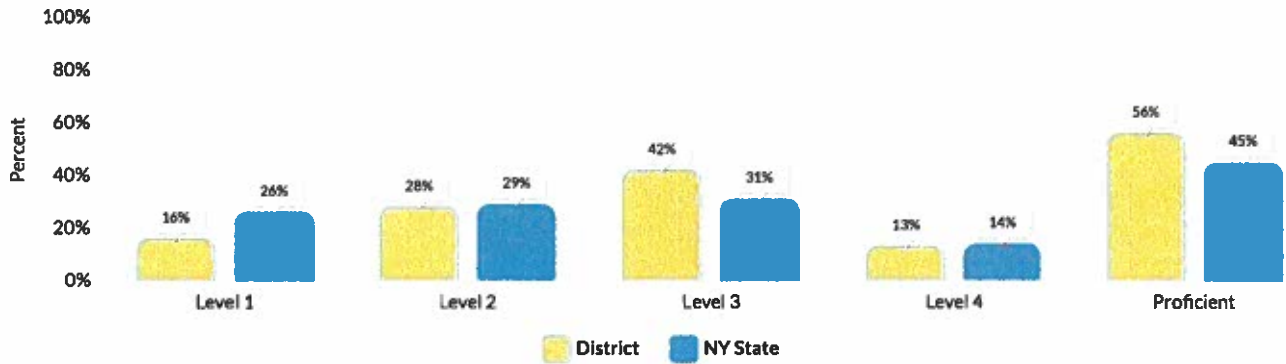


Subgroup	Total	Not Tested		Tested		Level 1		Level 2		Level 3		Level 4		Proficient (Levels 3 & 4)	
	#	#	%	#	%	#	%	#	%	#	%	#	%	#	%
All Students	167	84	50%	83	50%	7	8%	29	35%	36	43%	11	13%	47	57%
Female	81	46	57%	35	43%	3	9%	11	31%	15	43%	6	17%	21	60%
Male	86	38	44%	48	56%	4	8%	18	38%	21	44%	5	10%	26	54%
General Education Students	148	69	47%	79	53%	-	-	-	-	-	-	-	-	-	-
Students with Disabilities	19	15	79%	4	21%	-	-	-	-	-	-	-	-	-	-
Asian or Native Hawaiian/Other Pacific Islander	4	0	0%	4	100%	-	-	-	-	-	-	-	-	-	-
Black or African American	2	2	100%	0	0%	0	0%	0	0%	0	0%	0	0%	0	0%
Hispanic or Latino	14	3	21%	11	79%	0	0%	4	36%	6	55%	1	9%	7	64%
White	142	79	56%	63	44%	6	10%	21	33%	26	41%	10	16%	36	57%
Multiracial	5	0	0%	5	100%	-	-	-	-	-	-	-	-	-	-
Small Group Total: Race & Ethnicity	9	0	0%	9	100%	1	11%	4	44%	4	44%	0	0%	4	44%
Economically Disadvantaged	24	14	58%	10	42%	3	30%	3	30%	2	20%	2	20%	4	40%
Not Economically Disadvantaged	143	70	49%	73	51%	4	5%	26	36%	34	47%	9	12%	43	59%
English Language Learner	3	0	0%	3	100%	-	-	-	-	-	-	-	-	-	-
Non-English Language Learner	164	84	51%	80	49%	-	-	-	-	-	-	-	-	-	-
Not in Foster Care	167	84	50%	83	50%	7	8%	29	35%	36	43%	11	13%	47	57%
Not Homeless	167	84	50%	83	50%	7	8%	29	35%	36	43%	11	13%	47	57%
Not Migrant	167	84	50%	83	50%	7	8%	29	35%	36	43%	11	13%	47	57%
Parent Not in Armed Forces	167	84	50%	83	50%	7	8%	29	35%	36	43%	11	13%	47	57%

GRADE 5 ELA RESULTS

The results of the 2022-23 Grades 3-8 English Language Arts represent student achievement on the new Next Generation Learning Standards. Because the tests measure different learning standards, the results are not comparable to those from prior years.

Percent Scoring at Levels for All Students

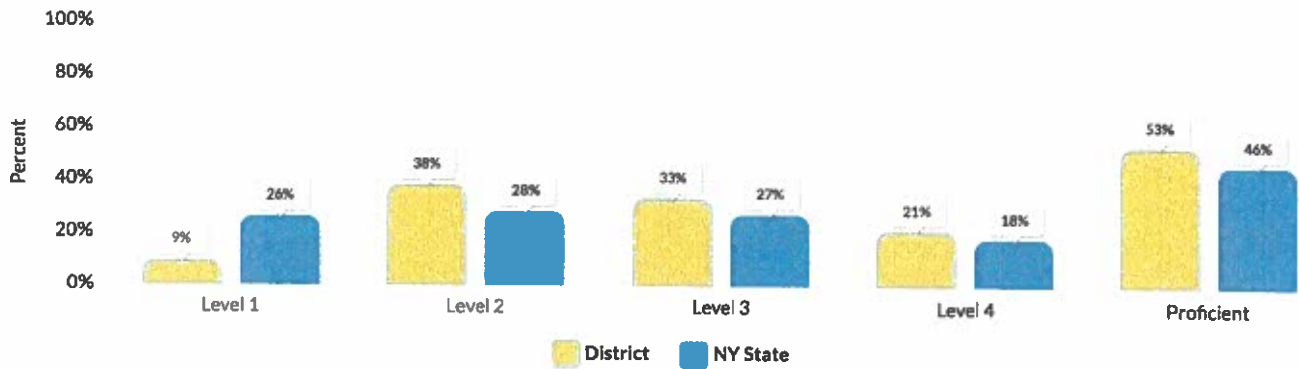


Subgroup	Total	Not Tested		Tested		Level 1		Level 2		Level 3		Level 4		Proficient (Levels 3 & 4)	
	#	#	%	#	%	#	%	#	%	#	%	#	%	#	%
All Students	210	113	54%	97	46%	16	16%	27	28%	41	42%	13	13%	54	56%
Female	96	52	54%	44	46%	3	7%	13	30%	20	45%	8	18%	28	64%
Male	114	61	54%	53	46%	13	25%	14	26%	21	40%	5	9%	26	49%
General Education Students	174	88	51%	86	49%	11	13%	24	28%	38	44%	13	15%	51	59%
Students with Disabilities	36	25	69%	11	31%	5	45%	3	27%	3	27%	0	0%	3	27%
American Indian or Alaska Native	1	1	100%	0	0%	0	0%	0	0%	0	0%	0	0%	0	0%
Asian or Native Hawaiian/Other Pacific Islander	4	2	50%	2	50%	-	-	-	-	-	-	-	-	-	-
Black or African American	2	1	50%	1	50%	-	-	-	-	-	-	-	-	-	-
Hispanic or Latino	9	1	11%	8	89%	3	38%	1	13%	4	50%	0	0%	4	50%
White	190	106	56%	84	44%	13	15%	26	31%	34	40%	11	13%	45	54%
Multiracial	4	2	50%	2	50%	-	-	-	-	-	-	-	-	-	-
Small Group Total: Race & Ethnicity	10	5	50%	5	50%	0	0%	0	0%	3	60%	2	40%	5	100%
Economically Disadvantaged	22	12	55%	10	45%	3	30%	3	30%	3	30%	1	10%	4	40%
Not Economically Disadvantaged	188	101	54%	87	46%	13	15%	24	28%	38	44%	12	14%	50	57%
English Language Learner	1	0	0%	1	100%	-	-	-	-	-	-	-	-	-	-
Non-English Language Learner	209	113	54%	96	46%	-	-	-	-	-	-	-	-	-	-
Not in Foster Care	210	113	54%	97	46%	16	16%	27	28%	41	42%	13	13%	54	56%
Homeless	5	3	60%	2	40%	-	-	-	-	-	-	-	-	-	-
Not Homeless	205	110	54%	95	46%	-	-	-	-	-	-	-	-	-	-
Not Migrant	210	113	54%	97	46%	16	16%	27	28%	41	42%	13	13%	54	56%
Parent Not in Armed Forces	210	113	54%	97	46%	16	16%	27	28%	41	42%	13	13%	54	56%

GRADE 6 ELA RESULTS

The results of the 2022-23 Grades 3-8 English Language Arts represent student achievement on the new Next Generation Learning Standards. Because the tests measure different learning standards, the results are not comparable to those from prior years.

Percent Scoring at Levels for All Students

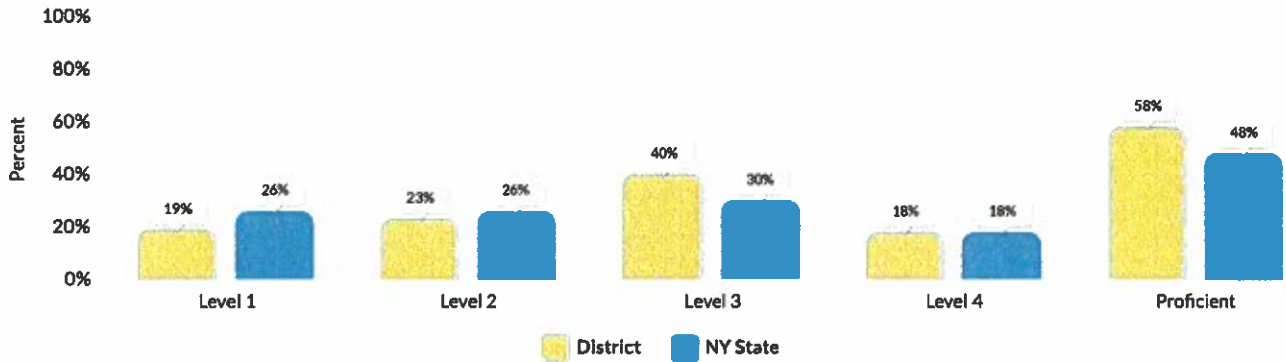


Subgroup	Total	Not Tested		Tested		Level 1		Level 2		Level 3		Level 4		Proficient (Levels 3 & 4)	
	#	#	%	#	%	#	%	#	%	#	%	#	%	#	%
All Students	205	147	72%	58	28%	5	9%	22	38%	19	33%	12	21%	31	53%
Female	96	70	73%	26	27%	2	8%	5	19%	13	50%	6	23%	19	73%
Male	109	77	71%	32	29%	3	9%	17	53%	6	19%	6	19%	12	38%
General Education Students	177	120	68%	57	32%	-	-	-	-	-	-	-	-	-	-
Students with Disabilities	28	27	96%	1	4%	-	-	-	-	-	-	-	-	-	-
Black or African American	1	1	100%	0	0%	0	0%	0	0%	0	0%	0	0%	0	0%
Hispanic or Latino	24	15	63%	9	38%	-	-	-	-	-	-	-	-	-	-
White	172	126	73%	46	27%	3	7%	18	39%	16	35%	9	20%	25	54%
Multiracial	8	5	63%	3	38%	-	-	-	-	-	-	-	-	-	-
Small Group Total: Race & Ethnicity	32	20	63%	12	38%	2	17%	4	33%	3	25%	3	25%	6	50%
Economically Disadvantaged	28	21	75%	7	25%	0	0%	4	57%	2	29%	1	14%	3	43%
Not Economically Disadvantaged	177	126	71%	51	29%	5	10%	18	35%	17	33%	11	22%	28	55%
English Language Learner	1	1	100%	0	0%	0	0%	0	0%	0	0%	0	0%	0	0%
Non-English Language Learner	204	146	72%	58	28%	5	9%	22	38%	19	33%	12	21%	31	53%
Not in Foster Care	205	147	72%	58	28%	5	9%	22	38%	19	33%	12	21%	31	53%
Homeless	2	1	50%	1	50%	-	-	-	-	-	-	-	-	-	-
Not Homeless	203	146	72%	57	28%	-	-	-	-	-	-	-	-	-	-
Not Migrant	205	147	72%	58	28%	5	9%	22	38%	19	33%	12	21%	31	53%
Parent Not in Armed Forces	205	147	72%	58	28%	5	9%	22	38%	19	33%	12	21%	31	53%

GRADE 7 ELA RESULTS

The results of the 2022-23 Grades 3-8 English Language Arts represent student achievement on the new Next Generation Learning Standards. Because the tests measure different learning standards, the results are not comparable to those from prior years.

Percent Scoring at Levels for All Students

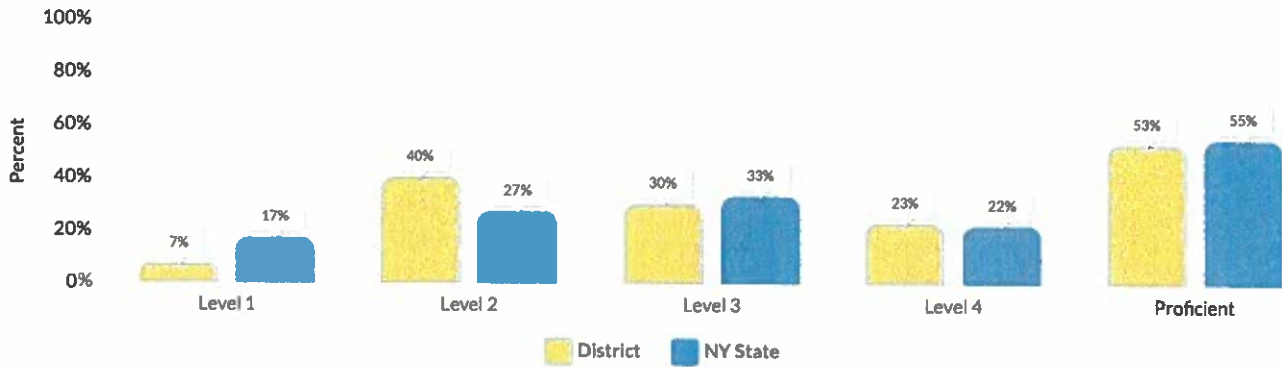


Subgroup	Total	Not Tested		Tested		Level 1		Level 2		Level 3		Level 4		Proficient (Levels 3 & 4)	
	#	#	%	#	%	#	%	#	%	#	%	#	%	#	%
All Students	199	142	71%	57	29%	11	19%	13	23%	23	40%	10	18%	33	58%
Female	94	62	66%	32	34%	4	13%	7	22%	13	41%	8	25%	21	66%
Male	105	80	76%	25	24%	7	28%	6	24%	10	40%	2	8%	12	48%
General Education Students	165	113	68%	52	32%	9	17%	12	23%	22	42%	9	17%	31	60%
Students with Disabilities	34	29	85%	5	15%	2	40%	1	20%	1	20%	1	20%	2	40%
Asian or Native Hawaiian/Other Pacific Islander	8	4	50%	4	50%	-	-	-	-	-	-	-	-	-	-
Black or African American	4	3	75%	1	25%	-	-	-	-	-	-	-	-	-	-
Hispanic or Latino	19	10	53%	9	47%	2	22%	2	22%	4	44%	1	11%	5	56%
White	164	122	74%	42	26%	8	19%	10	24%	16	38%	8	19%	24	57%
Multiracial	4	3	75%	1	25%	-	-	-	-	-	-	-	-	-	-
Small Group Total: Race & Ethnicity	16	10	63%	6	38%	1	17%	1	17%	3	50%	1	17%	4	67%
Economically Disadvantaged	35	27	77%	8	23%	2	25%	2	25%	3	38%	1	13%	4	50%
Not Economically Disadvantaged	164	115	70%	49	30%	9	18%	11	22%	20	41%	9	18%	29	59%
Non-English Language Learner	199	142	71%	57	29%	11	19%	13	23%	23	40%	10	18%	33	58%
Not in Foster Care	199	142	71%	57	29%	11	19%	13	23%	23	40%	10	18%	33	58%
Homeless	2	1	50%	1	50%	-	-	-	-	-	-	-	-	-	-
Not Homeless	197	141	72%	56	28%	-	-	-	-	-	-	-	-	-	-
Not Migrant	199	142	71%	57	29%	11	19%	13	23%	23	40%	10	18%	33	58%
Parent Not in Armed Forces	199	142	71%	57	29%	11	19%	13	23%	23	40%	10	18%	33	58%

GRADE 8 ELA RESULTS

The results of the 2022-23 Grades 3-8 English Language Arts represent student achievement on the new Next Generation Learning Standards. Because the tests measure different learning standards, the results are not comparable to those from prior years.

Percent Scoring at Levels for All Students



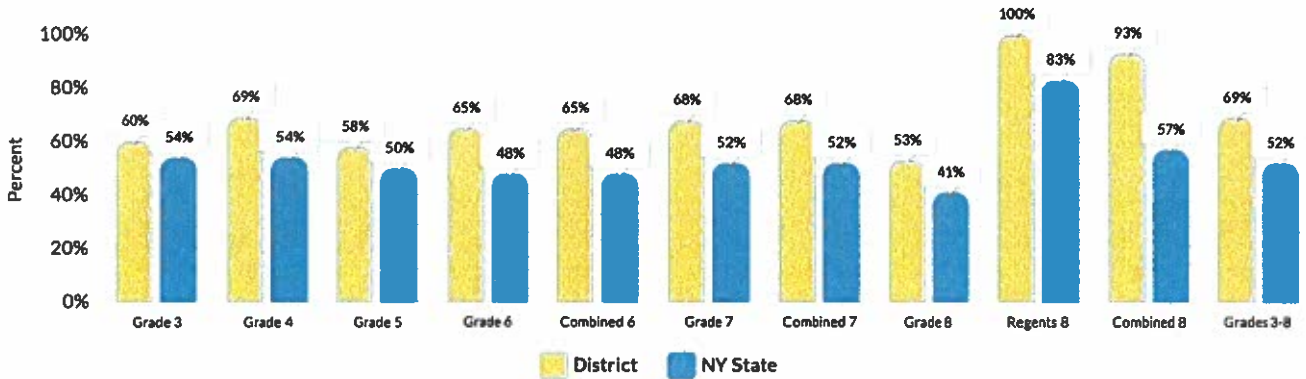
Subgroup	Total	Not Tested		Tested		Level 1		Level 2		Level 3		Level 4		Proficient (Levels 3 & 4)	
	#	#	%	#	%	#	%	#	%	#	%	#	%	#	%
All Students	221	178	81%	43	19%	3	7%	17	40%	13	30%	10	23%	23	53%
Female	115	98	85%	17	15%	2	12%	5	29%	3	18%	7	41%	10	59%
Male	106	80	75%	26	25%	1	4%	12	46%	10	38%	3	12%	13	50%
General Education Students	188	146	78%	42	22%	-	-	-	-	-	-	-	-	-	-
Students with Disabilities	33	32	97%	1	3%	-	-	-	-	-	-	-	-	-	-
American Indian or Alaska Native	1	1	100%	0	0%	0	0%	0	0%	0	0%	0	0%	0	0%
Asian or Native Hawaiian/Other Pacific Islander	6	2	33%	4	67%	-	-	-	-	-	-	-	-	-	-
Black or African American	1	1	100%	0	0%	0	0%	0	0%	0	0%	0	0%	0	0%
Hispanic or Latino	19	14	74%	5	26%	-	-	-	-	-	-	-	-	-	-
White	188	154	82%	34	18%	3	9%	14	41%	10	29%	7	21%	17	50%
Multiracial	6	6	100%	0	0%	0	0%	0	0%	0	0%	0	0%	0	0%
Small Group Total: Race & Ethnicity	25	16	64%	9	36%	0	0%	3	33%	3	33%	3	33%	6	67%
Economically Disadvantaged	28	26	93%	2	7%	-	-	-	-	-	-	-	-	-	-
Not Economically Disadvantaged	193	152	79%	41	21%	-	-	-	-	-	-	-	-	-	-
Non-English Language Learner	221	178	81%	43	19%	3	7%	17	40%	13	30%	10	23%	23	53%
Not in Foster Care	221	178	81%	43	19%	3	7%	17	40%	13	30%	10	23%	23	53%
Homeless	1	1	100%	0	0%	0	0%	0	0%	0	0%	0	0%	0	0%
Not Homeless	220	177	80%	43	20%	3	7%	17	40%	13	30%	10	23%	23	53%
Not Migrant	221	178	81%	43	19%	3	7%	17	40%	13	30%	10	23%	23	53%
Parent Not in Armed Forces	221	178	81%	43	19%	3	7%	17	40%	13	30%	10	23%	23	53%

GRADES 3-8 MATHEMATICS RESULTS (2022-23)

The results of the 2022-23 Grades 3-8 Mathematics Tests represent student achievement on the new Next Generation Learning Standards. Because the tests measure different learning standards, the results are not comparable to those from prior years.

SUMMARY RESULTS

Percent Scoring Proficient by Grade



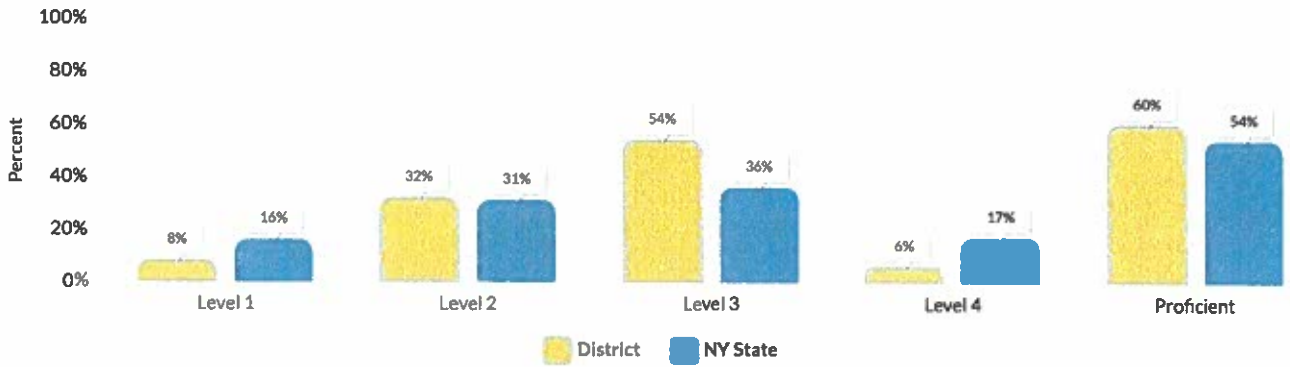
Grade	Total	Not Tested		Tested		Level 1		Level 2		Level 3		Level 4 & Above		Proficient (Levels 3 & Above)	
	#	#	%	#	%	#	%	#	%	#	%	#	%	#	%
Grade 3	186	79	42%	107	58%	9	8%	34	32%	58	54%	6	6%	64	60%
Grade 4	167	87	52%	80	48%	10	13%	15	19%	45	56%	10	13%	55	69%
Grade 5	210	117	56%	93	44%	12	13%	27	29%	43	46%	11	12%	54	58%
Grade 6	205	151	74%	54	26%	4	7%	15	28%	25	46%	10	19%	35	65%
Combined 6	205	151	74%	54	26%	4	7%	15	28%	25	46%	10	19%	35	65%
Grade 7	199	142	71%	57	29%	5	9%	13	23%	26	46%	13	23%	39	68%
Combined 7	199	142	71%	57	29%	5	9%	13	23%	26	46%	13	23%	39	68%
Grade 8	221	206	93%	15	7%	3	20%	4	27%	7	47%	1	7%	8	53%
Regents 8	—	—	—	87	39%	0	0%	0	0%	1	1%	86	99%	87	100%
Combined 8	221	119	54%	102	46%	3	3%	4	4%	8	8%	87	85%	95	93%
Grades 3-8	1,188	695	59%	493	41%	43	9%	108	22%	205	42%	137	28%	342	69%

See report card Glossary and Guide for criteria used to include students in this table.

GRADE 3 MATH RESULTS

The results of the 2022-23 Grades 3-8 Mathematics Tests represent student achievement on the new Next Generation Learning Standards. Because the tests measure different learning standards, the results are not comparable to those from prior years.

Percent Scoring at Levels for All Students

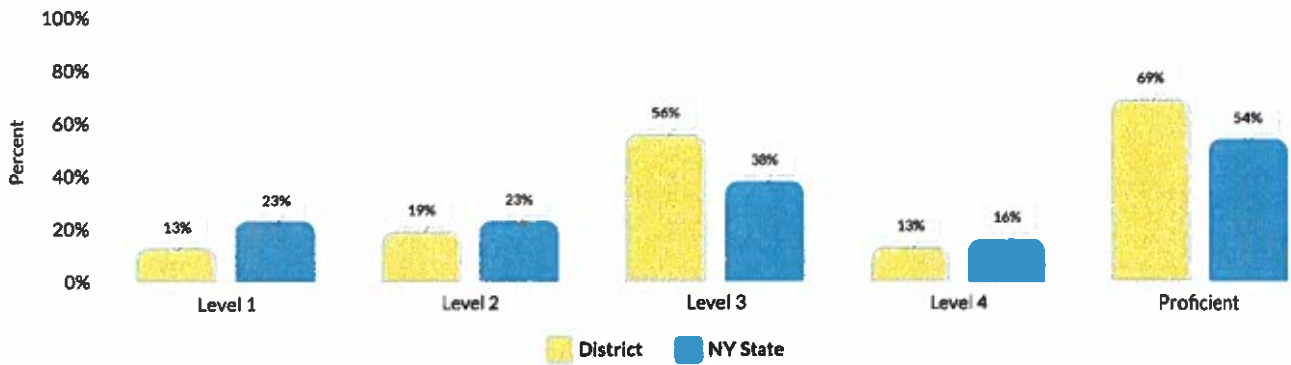


Subgroup	Total	Not Tested		Tested		Level 1		Level 2		Level 3		Level 4		Proficient (Levels 3 & 4)	
	#	#	%	#	%	#	%	#	%	#	%	#	%	#	%
All Students	186	79	42%	107	58%	9	8%	34	32%	58	54%	6	6%	64	60%
Female	83	36	43%	47	57%	5	11%	19	40%	21	45%	2	4%	23	49%
Male	103	43	42%	60	58%	4	7%	15	25%	37	62%	4	7%	41	68%
General Education Students	163	64	39%	99	61%	6	6%	30	30%	57	58%	6	6%	63	64%
Students with Disabilities	23	15	65%	8	35%	3	38%	4	50%	1	13%	0	0%	1	13%
Asian or Native Hawaiian/Other Pacific Islander	3	0	0%	3	100%	-	-	-	-	-	-	-	-	-	-
Black or African American	2	0	0%	2	100%	-	-	-	-	-	-	-	-	-	-
Hispanic or Latino	20	5	25%	15	75%	2	13%	5	33%	7	47%	1	7%	8	53%
White	157	73	46%	84	54%	5	6%	27	32%	48	57%	4	5%	52	62%
Multiracial	4	1	25%	3	75%	-	-	-	-	-	-	-	-	-	-
Small Group Total: Race & Ethnicity	9	1	11%	8	89%	2	25%	2	25%	3	38%	1	13%	4	50%
Economically Disadvantaged	22	13	59%	9	41%	4	44%	3	33%	2	22%	0	0%	2	22%
Not Economically Disadvantaged	164	66	40%	98	60%	5	5%	31	32%	56	57%	6	6%	62	63%
English Language Learner	2	0	0%	2	100%	-	-	-	-	-	-	-	-	-	-
Non-English Language Learner	184	79	43%	105	57%	-	-	-	-	-	-	-	-	-	-
Not in Foster Care	186	79	42%	107	58%	9	8%	34	32%	58	54%	6	6%	64	60%
Homeless	3	2	67%	1	33%	-	-	-	-	-	-	-	-	-	-
Not Homeless	183	77	42%	106	58%	-	-	-	-	-	-	-	-	-	-
Not Migrant	186	79	42%	107	58%	9	8%	34	32%	58	54%	6	6%	64	60%
Parent Not in Armed Forces	186	79	42%	107	58%	9	8%	34	32%	58	54%	6	6%	64	60%

GRADE 4 MATH RESULTS

The results of the 2022-23 Grades 3-8 Mathematics Tests represent student achievement on the new Next Generation Learning Standards. Because the tests measure different learning standards, the results are not comparable to those from prior years.

Percent Scoring at Levels for All Students

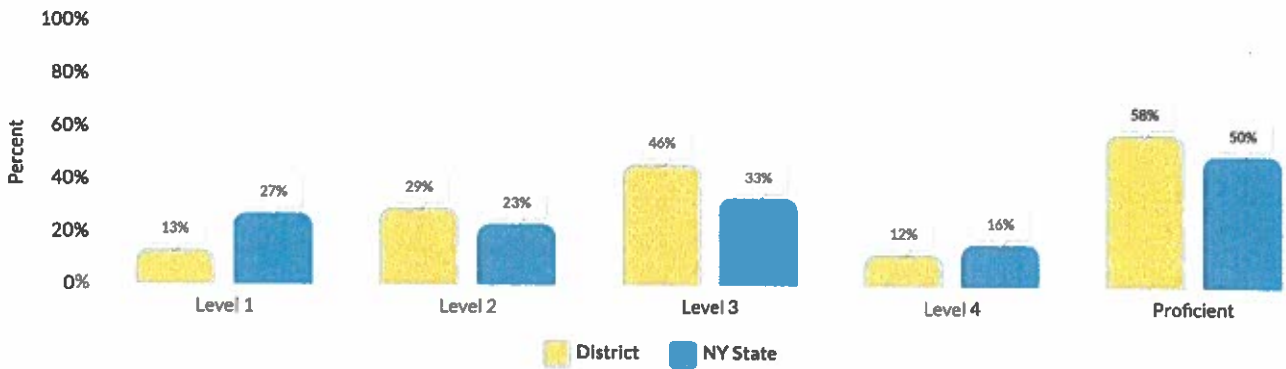


Subgroup	Total	Not Tested		Tested		Level 1		Level 2		Level 3		Level 4		Proficient (Levels 3 & 4)	
	#	#	%	#	%	#	%	#	%	#	%	#	%	#	%
All Students	167	87	52%	80	48%	10	13%	15	19%	45	56%	10	13%	55	69%
Female	81	46	57%	35	43%	7	20%	7	20%	20	57%	1	3%	21	60%
Male	86	41	48%	45	52%	3	7%	8	18%	25	56%	9	20%	34	76%
General Education Students	148	72	49%	76	51%	-	-	-	-	-	-	-	-	-	-
Students with Disabilities	19	15	79%	4	21%	-	-	-	-	-	-	-	-	-	-
Asian or Native Hawaiian/Other Pacific Islander	4	0	0%	4	100%	-	-	-	-	-	-	-	-	-	-
Black or African American	2	2	100%	0	0%	0	0%	0	0%	0	0%	0	0%	0	0%
Hispanic or Latino	14	3	21%	11	79%	2	18%	2	18%	5	45%	2	18%	7	64%
White	142	82	58%	60	42%	7	12%	12	20%	34	57%	7	12%	41	68%
Multiracial	5	0	0%	5	100%	-	-	-	-	-	-	-	-	-	-
Small Group Total: Race & Ethnicity	9	0	0%	9	100%	1	11%	1	11%	6	67%	1	11%	7	78%
Economically Disadvantaged	24	14	58%	10	42%	5	50%	1	10%	2	20%	2	20%	4	40%
Not Economically Disadvantaged	143	73	51%	70	49%	5	7%	14	20%	43	61%	8	11%	51	73%
English Language Learner	3	0	0%	3	100%	-	-	-	-	-	-	-	-	-	-
Non-English Language Learner	164	87	53%	77	47%	-	-	-	-	-	-	-	-	-	-
Not in Foster Care	167	87	52%	80	48%	10	13%	15	19%	45	56%	10	13%	55	69%
Not Homeless	167	87	52%	80	48%	10	13%	15	19%	45	56%	10	13%	55	69%
Not Migrant	167	87	52%	80	48%	10	13%	15	19%	45	56%	10	13%	55	69%
Parent Not in Armed Forces	167	87	52%	80	48%	10	13%	15	19%	45	56%	10	13%	55	69%

GRADE 5 MATH RESULTS

The results of the 2022-23 Grades 3-8 Mathematics Tests represent student achievement on the new Next Generation Learning Standards. Because the tests measure different learning standards, the results are not comparable to those from prior years.

Percent Scoring at Levels for All Students

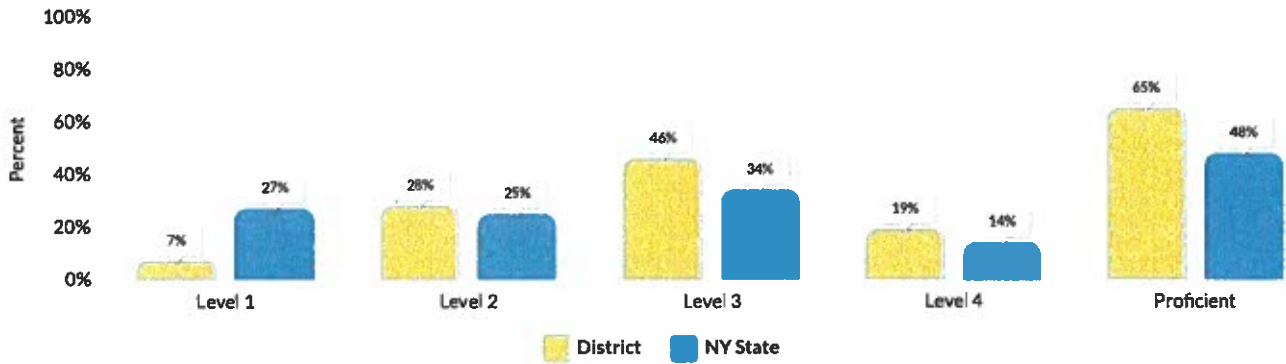


Subgroup	Total	Not Tested		Tested		Level 1		Level 2		Level 3		Level 4		Proficient (Levels 3 & 4)	
	#	#	%	#	%	#	%	#	%	#	%	#	%	#	%
All Students	210	117	56%	93	44%	12	13%	27	29%	43	46%	11	12%	54	58%
Female	96	54	56%	42	44%	7	17%	12	29%	18	43%	5	12%	23	55%
Male	114	63	55%	51	45%	5	10%	15	29%	25	49%	6	12%	31	61%
General Education Students	174	92	53%	82	47%	8	10%	22	27%	42	51%	10	12%	52	63%
Students with Disabilities	36	25	69%	11	31%	4	36%	5	45%	1	9%	1	9%	2	18%
American Indian or Alaska Native	1	1	100%	0	0%	0	0%	0	0%	0	0%	0	0%	0	0%
Asian or Native Hawaiian/Other Pacific Islander	4	0	0%	4	100%	-	-	-	-	-	-	-	-	-	-
Black or African American	2	1	50%	1	50%	-	-	-	-	-	-	-	-	-	-
Hispanic or Latino	9	1	11%	8	89%	2	25%	2	25%	4	50%	0	0%	4	50%
White	190	112	59%	78	41%	10	13%	24	31%	36	46%	8	10%	44	56%
Multiracial	4	2	50%	2	50%	-	-	-	-	-	-	-	-	-	-
Small Group Total: Race & Ethnicity	10	3	30%	7	70%	0	0%	1	14%	3	43%	3	43%	6	86%
Economically Disadvantaged	22	11	50%	11	50%	2	18%	5	45%	3	27%	1	9%	4	36%
Not Economically Disadvantaged	188	106	56%	82	44%	10	12%	22	27%	40	49%	10	12%	50	61%
English Language Learner	1	0	0%	1	100%	-	-	-	-	-	-	-	-	-	-
Non-English Language Learner	209	117	56%	92	44%	-	-	-	-	-	-	-	-	-	-
Not in Foster Care	210	117	56%	93	44%	12	13%	27	29%	43	46%	11	12%	54	58%
Homeless	5	3	60%	2	40%	-	-	-	-	-	-	-	-	-	-
Not Homeless	205	114	56%	91	44%	-	-	-	-	-	-	-	-	-	-
Not Migrant	210	117	56%	93	44%	12	13%	27	29%	43	46%	11	12%	54	58%
Parent Not in Armed Forces	210	117	56%	93	44%	12	13%	27	29%	43	46%	11	12%	54	58%

GRADE 6 MATH RESULTS

The results of the 2022-23 Grades 3-8 Mathematics Tests represent student achievement on the new Next Generation Learning Standards. Because the tests measure different learning standards, the results are not comparable to those from prior years.

Percent Scoring at Levels for All Students

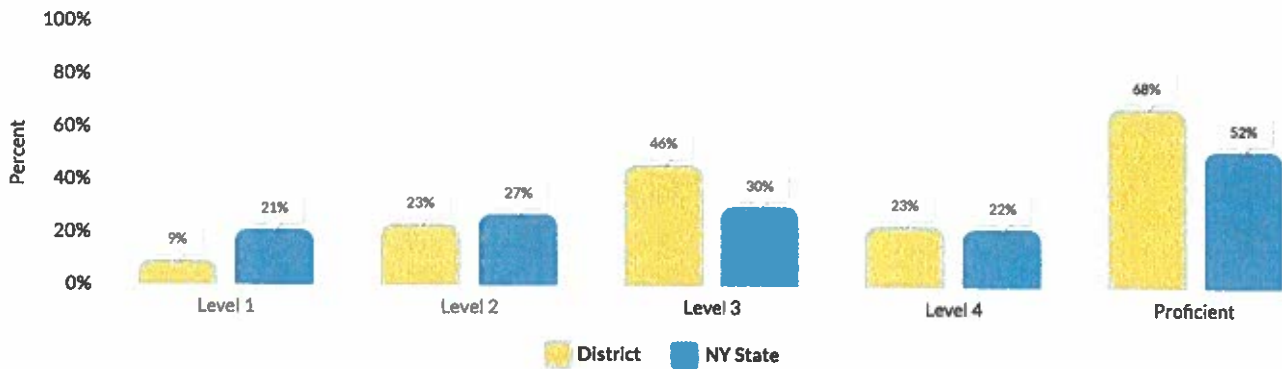


Subgroup	Total	Not Tested		Tested		Level 1		Level 2		Level 3		Level 4		Proficient (Levels 3 & 4)	
	#	#	%	#	%	#	%	#	%	#	%	#	%	#	%
All Students	205	151	74%	54	26%	4	7%	15	28%	25	46%	10	19%	35	65%
Female	96	69	72%	27	28%	2	7%	8	30%	14	52%	3	11%	17	63%
Male	109	82	75%	27	25%	2	7%	7	26%	11	41%	7	26%	18	67%
General Education Students	177	123	69%	54	31%	4	7%	15	28%	25	46%	10	19%	35	65%
Students with Disabilities	28	28	100%	0	0%	0	0%	0	0%	0	0%	0	0%	0	0%
Black or African American	1	1	100%	0	0%	0	0%	0	0%	0	0%	0	0%	0	0%
Hispanic or Latino	24	18	75%	6	25%	-	-	-	-	-	-	-	-	-	-
White	172	127	74%	45	26%	3	7%	12	27%	21	47%	9	20%	30	67%
Multiracial	8	5	63%	3	38%	-	-	-	-	-	-	-	-	-	-
Small Group Total: Race & Ethnicity	32	23	72%	9	28%	1	11%	3	33%	4	44%	1	11%	5	56%
Economically Disadvantaged	28	22	79%	6	21%	1	17%	2	33%	2	33%	1	17%	3	50%
Not Economically Disadvantaged	177	129	73%	48	27%	3	6%	13	27%	23	48%	9	19%	32	67%
English Language Learner	1	1	100%	0	0%	0	0%	0	0%	0	0%	0	0%	0	0%
Non-English Language Learner	204	150	74%	54	26%	4	7%	15	28%	25	46%	10	19%	35	65%
Not in Foster Care	205	151	74%	54	26%	4	7%	15	28%	25	46%	10	19%	35	65%
Homeless	2	1	50%	1	50%	-	-	-	-	-	-	-	-	-	-
Not Homeless	203	150	74%	53	26%	-	-	-	-	-	-	-	-	-	-
Not Migrant	205	151	74%	54	26%	4	7%	15	28%	25	46%	10	19%	35	65%
Parent Not in Armed Forces	205	151	74%	54	26%	4	7%	15	28%	25	46%	10	19%	35	65%

GRADE 7 MATH RESULTS

The results of the 2022-23 Grades 3-8 Mathematics Tests represent student achievement on the new Next Generation Learning Standards. Because the tests measure different learning standards, the results are not comparable to those from prior years.

Percent Scoring at Levels for All Students

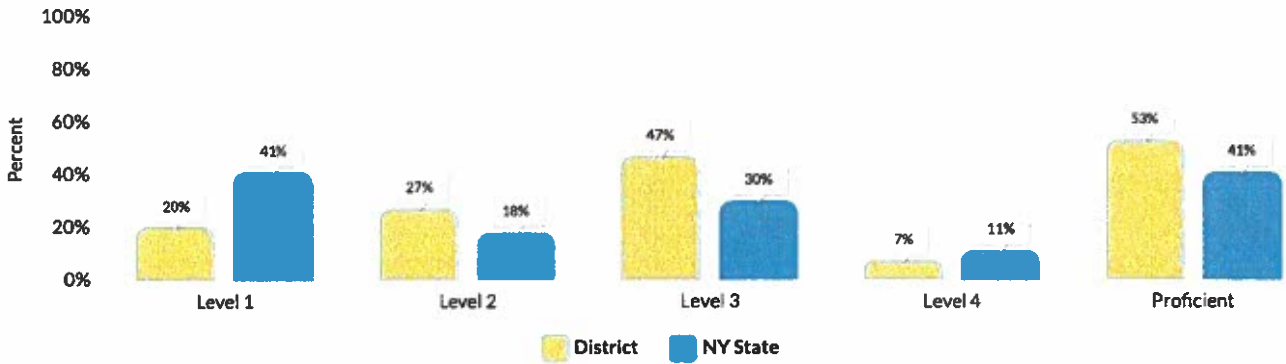


Subgroup	Total	Not Tested		Tested		Level 1		Level 2		Level 3		Level 4		Proficient (Levels 3 & 4)	
	#	#	%	#	%	#	%	#	%	#	%	#	%	#	%
All Students	199	142	71%	57	29%	5	9%	13	23%	26	46%	13	23%	39	68%
Female	94	59	63%	35	37%	5	14%	7	20%	15	43%	8	23%	23	66%
Male	105	83	79%	22	21%	0	0%	6	27%	11	50%	5	23%	16	73%
General Education Students	165	112	68%	53	32%	—	—	—	—	—	—	—	—	—	—
Students with Disabilities	34	30	88%	4	12%	—	—	—	—	—	—	—	—	—	—
Asian or Native Hawaiian/Other Pacific Islander	8	4	50%	4	50%	—	—	—	—	—	—	—	—	—	—
Black or African American	4	4	100%	0	0%	0	0%	0	0%	0	0%	0	0%	0	0%
Hispanic or Latino	19	10	53%	9	47%	1	11%	3	33%	4	44%	1	11%	5	56%
White	164	121	74%	43	26%	4	9%	10	23%	19	44%	10	23%	29	67%
Multiracial	4	3	75%	1	25%	—	—	—	—	—	—	—	—	—	—
Small Group Total: Race & Ethnicity	12	7	58%	5	42%	0	0%	0	0%	3	60%	2	40%	5	100%
Economically Disadvantaged	35	26	74%	9	26%	2	22%	1	11%	3	33%	3	33%	6	67%
Not Economically Disadvantaged	164	116	71%	48	29%	3	6%	12	25%	23	48%	10	21%	33	69%
Non-English Language Learner	199	142	71%	57	29%	5	9%	13	23%	26	46%	13	23%	39	68%
Not in Foster Care	199	142	71%	57	29%	5	9%	13	23%	26	46%	13	23%	39	68%
Homeless	2	1	50%	1	50%	—	—	—	—	—	—	—	—	—	—
Not Homeless	197	141	72%	56	28%	—	—	—	—	—	—	—	—	—	—
Not Migrant	199	142	71%	57	29%	5	9%	13	23%	26	46%	13	23%	39	68%
Parent Not in Armed Forces	199	142	71%	57	29%	5	9%	13	23%	26	46%	13	23%	39	68%

GRADE 8 MATH RESULTS

The results of the 2022-23 Grades 3-8 Mathematics Tests represent student achievement on the new Next Generation Learning Standards. Because the tests measure different learning standards, the results are not comparable to those from prior years.

Percent Scoring at Levels for All Students



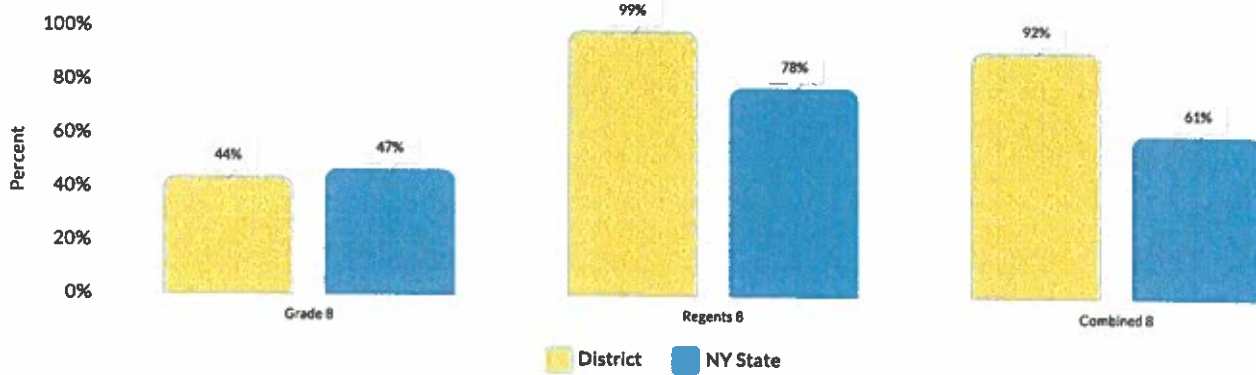
Subgroup	Total	Not Tested		Tested		Level 1		Level 2		Level 3		Level 4		Proficient (Levels 3 & 4)	
	#	#	%	#	%	#	%	#	%	#	%	#	%	#	%
All Students	221	206	93%	15	7%	3	20%	4	27%	7	47%	1	7%	8	53%
Female	115	112	97%	3	3%	—	—	—	—	—	—	—	—	—	—
Male	106	94	89%	12	11%	—	—	—	—	—	—	—	—	—	—
Small Group Total: Gender	221	206	93%	15	7%	3	20%	4	27%	7	47%	1	7%	8	53%
General Education Students	188	174	93%	14	7%	—	—	—	—	—	—	—	—	—	—
Students with Disabilities	33	32	97%	1	3%	—	—	—	—	—	—	—	—	—	—
American Indian or Alaska Native	1	1	100%	0	0%	0	0%	0	0%	0	0%	0	0%	0	0%
Asian or Native Hawaiian/Other Pacific Islander	6	5	83%	1	17%	—	—	—	—	—	—	—	—	—	—
Black or African American	1	1	100%	0	0%	0	0%	0	0%	0	0%	0	0%	0	0%
Hispanic or Latino	19	16	84%	3	16%	—	—	—	—	—	—	—	—	—	—
White	188	177	94%	11	6%	—	—	—	—	—	—	—	—	—	—
Multiracial	6	6	100%	0	0%	0	0%	0	0%	0	0%	0	0%	0	0%
Small Group Total: Race & Ethnicity	213	198	93%	15	7%	3	20%	4	27%	7	47%	1	7%	8	53%
Economically Disadvantaged	28	26	93%	2	7%	—	—	—	—	—	—	—	—	—	—
Not Economically Disadvantaged	193	180	93%	13	7%	—	—	—	—	—	—	—	—	—	—
Non-English Language Learner	221	206	93%	15	7%	3	20%	4	27%	7	47%	1	7%	8	53%
Not in Foster Care	221	206	93%	15	7%	3	20%	4	27%	7	47%	1	7%	8	53%
Homeless	1	1	100%	0	0%	0	0%	0	0%	0	0%	0	0%	0	0%
Not Homeless	220	205	93%	15	7%	3	20%	4	27%	7	47%	1	7%	8	53%
Not Migrant	221	206	93%	15	7%	3	20%	4	27%	7	47%	1	7%	8	53%
Parent Not in Armed Forces	221	206	93%	15	7%	3	20%	4	27%	7	47%	1	7%	8	53%

GRADE 8 SCIENCE RESULTS (2022-23)

Grade 4 Science was not administered in 2022-23.

SUMMARY RESULTS

Percent Scoring Proficient by Grade

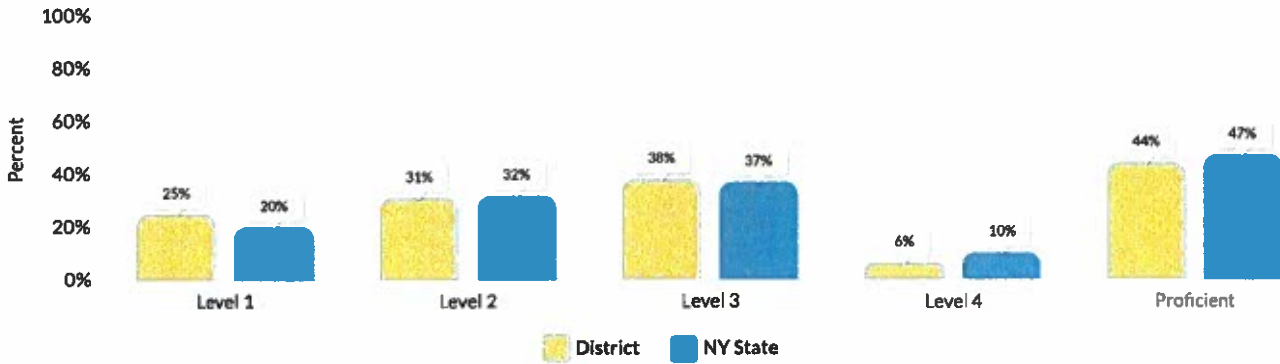


Grade	Total		Not Tested		Tested		Level 1		Level 2		Level 3		Level 4		Proficient (Levels 3 & 4)	
	#	%	#	%	#	%	#	%	#	%	#	%	#	%	#	%
Grade 8	221	93%	205	93%	16	7%	4	25%	5	31%	6	38%	1	6%	7	44%
Regents 8	—	—	—	—	106	48%	0	0%	1	1%	39	37%	66	62%	105	99%
Combined 8	221	45%	99	45%	122	55%	4	3%	6	5%	45	37%	67	55%	112	92%

See report card Glossary and Guide for criteria used to include students in this table.

GRADE 8 SCIENCE RESULTS

Percent Scoring at Levels for All Students



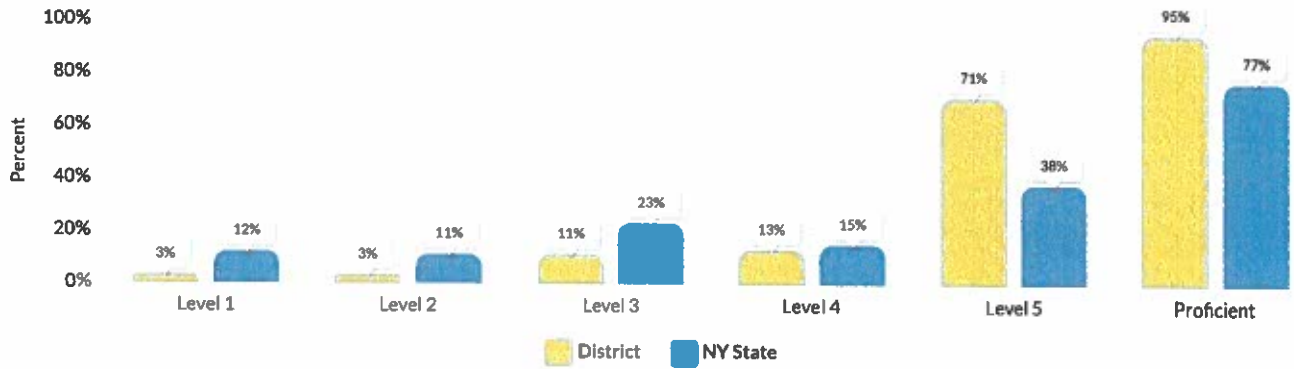
Subgroup	Total	Not Tested		Tested		Level 1		Level 2		Level 3		Level 4		Proficient (Levels 3 & 4)	
	#	#	%	#	%	#	%	#	%	#	%	#	%	#	%
All Students	221	205	93%	16	7%	4	25%	5	31%	6	38%	1	6%	7	44%
Female	115	112	97%	3	3%	—	—	—	—	—	—	—	—	—	—
Male	106	93	88%	13	12%	—	—	—	—	—	—	—	—	—	—
Small Group Total: Gender	221	205	93%	16	7%	4	25%	5	31%	6	38%	1	6%	7	44%
General Education Students	188	173	92%	15	8%	—	—	—	—	—	—	—	—	—	—
Students with Disabilities	33	32	97%	1	3%	—	—	—	—	—	—	—	—	—	—
American Indian or Alaska Native	1	1	100%	0	0%	0	0%	0	0%	0	0%	0	0%	0	0%
Subgroup	Total	Not Tested		Tested		Level 1		Level 2		Level 3		Level 4		Proficient (Levels 3 & 4)	
	#	#	%	#	%	#	%	#	%	#	%	#	%	#	%
Asian or Native Hawaiian/Other Pacific Islander	6	5	83%	1	17%	—	—	—	—	—	—	—	—	—	—
Black or African American	1	1	100%	0	0%	0	0%	0	0%	0	0%	0	0%	0	0%
Hispanic or Latino	19	16	84%	3	16%	—	—	—	—	—	—	—	—	—	—
White	188	176	94%	12	6%	—	—	—	—	—	—	—	—	—	—
Multiracial	6	6	100%	0	0%	0	0%	0	0%	0	0%	0	0%	0	0%
Small Group Total: Race & Ethnicity	213	197	92%	16	8%	4	25%	5	31%	6	38%	1	6%	7	44%
Economically Disadvantaged	28	26	93%	2	7%	—	—	—	—	—	—	—	—	—	—
Not Economically Disadvantaged	193	179	93%	14	7%	—	—	—	—	—	—	—	—	—	—
Non-English Language Learner	221	205	93%	16	7%	4	25%	5	31%	6	38%	1	6%	7	44%
Not in Foster Care	221	205	93%	16	7%	4	25%	5	31%	6	38%	1	6%	7	44%
Homeless	1	1	100%	0	0%	0	0%	0	0%	0	0%	0	0%	0	0%
Not Homeless	220	204	93%	16	7%	4	25%	5	31%	6	38%	1	6%	7	44%
Not Migrant	221	205	93%	16	7%	4	25%	5	31%	6	38%	1	6%	7	44%
Parent Not in Armed Forces	221	205	93%	16	7%	4	25%	5	31%	6	38%	1	6%	7	44%

ANNUAL REGENTS EXAMINATIONS (2022 - 23)

Annual Regents examination results are those administered in August, January, and June of the reporting year. All Regents examinations were administered in 2022-23, except the August 2022 and January 2023 Regents examination in U.S. History and Government (Framework).

ANNUAL REGENTS EXAMINATION IN ELA (2022-23)

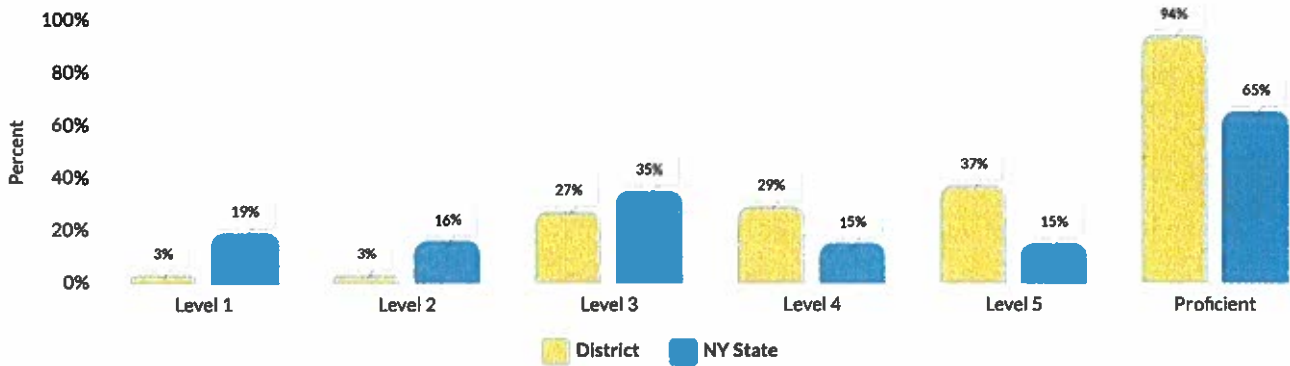
Percent Scoring at Levels for All Students



Subgroup	Tested	Level 1		Level 2		Level 3		Level 4		Level 5		Proficient (Levels 3 & Above)	
		#	%	#	%	#	%	#	%	#	%	#	%
All Students	226	6	3%	6	3%	25	11%	29	13%	160	71%	214	95%
Female	117	2	2%	1	1%	4	3%	14	12%	96	82%	114	97%
Male	109	4	4%	5	5%	21	19%	15	14%	64	59%	100	92%
General Education Students	192	1	1%	3	2%	12	6%	24	13%	152	79%	188	98%
Students with Disabilities	34	5	15%	3	9%	13	38%	5	15%	8	24%	26	76%
Asian or Native Hawaiian/Other Pacific Islander	4	--	--	--	--	--	--	--	--	--	--	--	--
Hispanic or Latino	23	1	4%	0	0%	5	22%	3	13%	14	61%	22	96%
White	196	5	3%	5	3%	19	10%	26	13%	141	72%	186	95%
Multiracial	3	--	--	--	--	--	--	--	--	--	--	--	--
Small Group Total: Race & Ethnicity	7	0	0%	1	14%	1	14%	0	0%	5	71%	6	86%
Economically Disadvantaged	23	1	4%	0	0%	8	35%	2	9%	12	52%	22	96%
Not Economically Disadvantaged	203	5	2%	6	3%	17	8%	27	13%	148	73%	192	95%
Non-English Language Learner	226	6	3%	6	3%	25	11%	29	13%	160	71%	214	95%
Not in Foster Care	226	6	3%	6	3%	25	11%	29	13%	160	71%	214	95%
Homeless	1	--	--	--	--	--	--	--	--	--	--	--	--
Not Homeless	225	--	--	--	--	--	--	--	--	--	--	--	--
Not Migrant	226	6	3%	6	3%	25	11%	29	13%	160	71%	214	95%
Parent Not in Armed Forces	226	6	3%	6	3%	25	11%	29	13%	160	71%	214	95%

ANNUAL REGENTS EXAMINATION IN ALGEBRA I (2022-23)

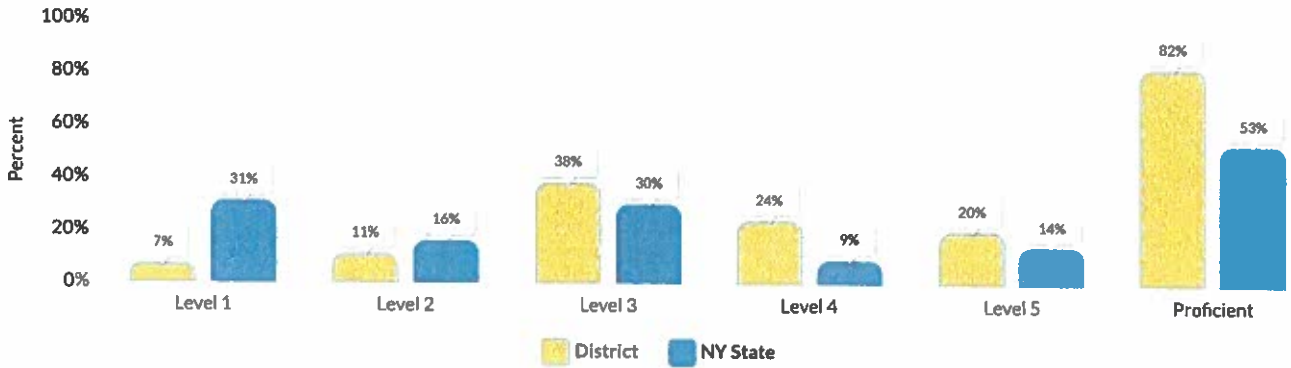
Percent Scoring at Levels for All Students



Subgroup	Tested	Level 1		Level 2		Level 3		Level 4		Level 5		Proficient (Levels 3 & Above)	
		#	%	#	%	#	%	#	%	#	%	#	%
All Students	190	6	3%	5	3%	52	27%	56	29%	71	37%	179	94%
Female	91	2	2%	1	1%	23	25%	26	29%	39	43%	88	97%
Male	99	4	4%	4	4%	29	29%	30	30%	32	32%	91	92%
General Education Students	160	0	0%	1	1%	37	23%	52	33%	70	44%	159	99%
Students with Disabilities	30	6	20%	4	13%	15	50%	4	13%	1	3%	20	67%
Asian or Native Hawaiian/Other Pacific Islander	9	1	11%	0	0%	1	11%	2	22%	5	56%	8	89%
Black or African American	2	—	—	—	—	—	—	—	—	—	—	—	—
Hispanic or Latino	17	1	6%	1	6%	6	35%	5	29%	4	24%	15	88%
White	154	4	3%	3	2%	44	29%	45	29%	58	38%	147	95%
Multiracial	8	—	—	—	—	—	—	—	—	—	—	—	—
Small Group Total: Race & Ethnicity	10	0	0%	1	10%	1	10%	4	40%	4	40%	9	90%
Economically Disadvantaged	26	3	12%	3	12%	10	38%	6	23%	4	15%	20	77%
Not Economically Disadvantaged	164	3	2%	2	1%	42	26%	50	30%	67	41%	159	97%
Non-English Language Learner	190	6	3%	5	3%	52	27%	56	29%	71	37%	179	94%
Not in Foster Care	190	6	3%	5	3%	52	27%	56	29%	71	37%	179	94%
Not Homeless	190	6	3%	5	3%	52	27%	56	29%	71	37%	179	94%
Not Migrant	190	6	3%	5	3%	52	27%	56	29%	71	37%	179	94%
Parent Not in Armed Forces	190	6	3%	5	3%	52	27%	56	29%	71	37%	179	94%

ANNUAL REGENTS EXAMINATION IN GEOMETRY (2022-23)

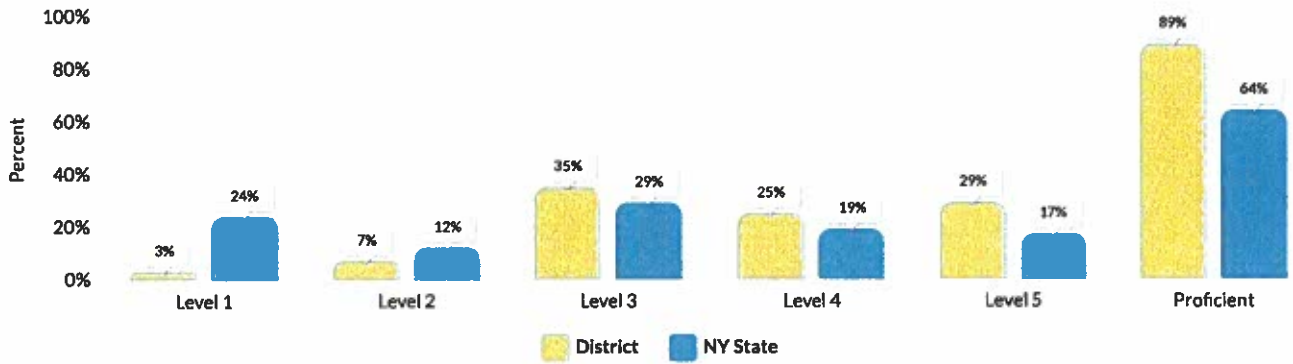
Percent Scoring at Levels for All Students



Subgroup	Tested	Level 1		Level 2		Level 3		Level 4		Level 5		Proficient (Levels 3 & Above)	
		#	%	#	%	#	%	#	%	#	%	#	%
All Students	207	14	7%	23	11%	79	38%	49	24%	42	20%	170	82%
Female	108	9	8%	10	9%	43	40%	26	24%	20	19%	89	82%
Male	99	5	5%	13	13%	36	36%	23	23%	22	22%	81	82%
General Education Students	192	12	6%	18	9%	74	39%	47	24%	41	21%	162	84%
Students with Disabilities	15	2	13%	5	33%	5	33%	2	13%	1	7%	8	53%
Asian or Native Hawaiian/Other Pacific Islander	4	-	-	-	-	-	-	-	-	-	-	-	-
Black or African American	1	-	-	-	-	-	-	-	-	-	-	-	-
Hispanic or Latino	15	2	13%	2	13%	7	47%	3	20%	1	7%	11	73%
White	184	11	6%	19	10%	69	38%	46	25%	39	21%	154	84%
Multiracial	3	-	-	-	-	-	-	-	-	-	-	-	-
Small Group Total: Race & Ethnicity	8	1	13%	2	25%	3	38%	0	0%	2	25%	5	63%
Economically Disadvantaged	28	4	14%	5	18%	12	43%	5	18%	2	7%	19	68%
Not Economically Disadvantaged	179	10	6%	18	10%	67	37%	44	25%	40	22%	151	84%
Non-English Language Learner	207	14	7%	23	11%	79	38%	49	24%	42	20%	170	82%
Not In Foster Care	207	14	7%	23	11%	79	38%	49	24%	42	20%	170	82%
Homeless	2	-	-	-	-	-	-	-	-	-	-	-	-
Not Homeless	205	-	-	-	-	-	-	-	-	-	-	-	-
Not Migrant	207	14	7%	23	11%	79	38%	49	24%	42	20%	170	82%
Parent Not in Armed Forces	207	14	7%	23	11%	79	38%	49	24%	42	20%	170	82%

ANNUAL REGENTS EXAMINATION IN ALGEBRA II (2022-23)

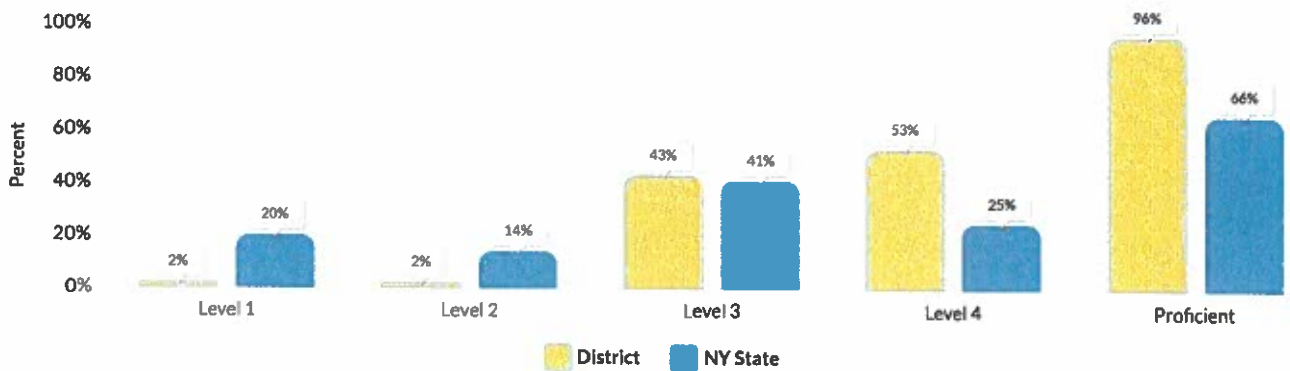
Percent Scoring at Levels for All Students



Subgroup	Tested	Level 1		Level 2		Level 3		Level 4		Level 5		Proficient (Levels 3 & Above)	
		#	%	#	%	#	%	#	%	#	%	#	%
All Students	190	6	3%	14	7%	67	35%	47	25%	56	29%	170	89%
Female	104	1	1%	9	9%	35	34%	32	31%	27	26%	94	90%
Male	86	5	6%	5	6%	32	37%	15	17%	29	34%	76	88%
General Education Students	175	6	3%	13	7%	59	34%	43	25%	54	31%	156	89%
Students with Disabilities	15	0	0%	1	7%	8	53%	4	27%	2	13%	14	93%
Asian or Native Hawaiian/Other Pacific Islander	3	—	—	—	—	—	—	—	—	—	—	—	—
Black or African American	1	—	—	—	—	—	—	—	—	—	—	—	—
Hispanic or Latino	16	2	13%	0	0%	5	31%	5	31%	4	25%	14	88%
White	165	4	2%	12	7%	61	37%	41	25%	47	28%	149	90%
Multiracial	5	—	—	—	—	—	—	—	—	—	—	—	—
Small Group Total: Race & Ethnicity	9	0	0%	2	22%	1	11%	1	11%	5	56%	7	78%
Economically Disadvantaged	16	1	6%	2	13%	8	50%	4	25%	1	6%	13	81%
Not Economically Disadvantaged	174	5	3%	12	7%	59	34%	43	25%	55	32%	157	90%
Non-English Language Learner	190	6	3%	14	7%	67	35%	47	25%	56	29%	170	89%
Not in Foster Care	190	6	3%	14	7%	67	35%	47	25%	56	29%	170	89%
Not Homeless	190	6	3%	14	7%	67	35%	47	25%	56	29%	170	89%
Not Migrant	190	6	3%	14	7%	67	35%	47	25%	56	29%	170	89%
Parent Not in Armed Forces	190	6	3%	14	7%	67	35%	47	25%	56	29%	170	89%

ANNUAL REGENTS EXAMINATION IN LIVING ENVIRONMENT (2022-23)

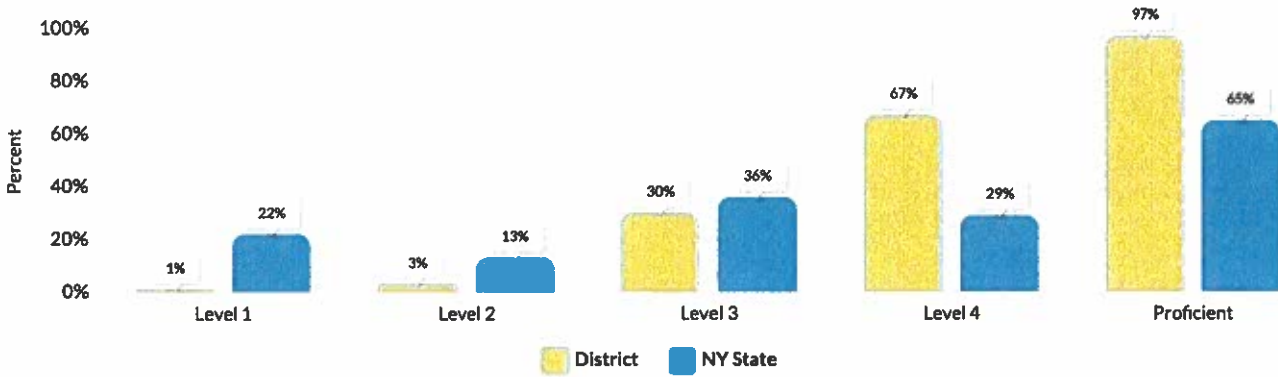
Percent Scoring at Levels for All Students



Subgroup	Tested	Level 1		Level 2		Level 3		Level 4		Proficient (Levels 3 & 4)	
		#	%	#	%	#	%	#	%	#	%
All Students	226	4	2%	4	2%	98	43%	120	53%	218	96%
Female	117	1	1%	3	3%	50	43%	63	54%	113	97%
Male	109	3	3%	1	1%	48	44%	57	52%	105	96%
General Education Students	194	0	0%	2	1%	76	39%	116	60%	192	99%
Students with Disabilities	32	4	13%	2	6%	22	69%	4	13%	26	81%
Asian or Native Hawaiian/Other Pacific Islander	7	1	14%	0	0%	1	14%	5	71%	6	86%
Black or African American	1	-	-	-	-	-	-	-	-	-	-
Hispanic or Latino	21	1	5%	0	0%	10	48%	10	48%	20	95%
White	191	2	1%	4	2%	84	44%	101	53%	185	97%
Multiracial	6	-	-	-	-	-	-	-	-	-	-
Small Group Total: Race & Ethnicity	7	0	0%	0	0%	3	43%	4	57%	7	100%
Economically Disadvantaged	28	2	7%	2	7%	17	61%	7	25%	24	86%
Not Economically Disadvantaged	198	2	1%	2	1%	81	41%	113	57%	194	98%
Non-English Language Learner	226	4	2%	4	2%	98	43%	120	53%	218	96%
Not in Foster Care	226	4	2%	4	2%	98	43%	120	53%	218	96%
Homeless	2	-	-	-	-	-	-	-	-	-	-
Not Homeless	224	-	-	-	-	-	-	-	-	-	-
Not Migrant	226	4	2%	4	2%	98	43%	120	53%	218	96%
Parent Not in Armed Forces	226	4	2%	4	2%	98	43%	120	53%	218	96%

ANNUAL REGENTS EXAMINATION IN PHYSICAL SETTING/EARTH SCIENCE (2022-23)

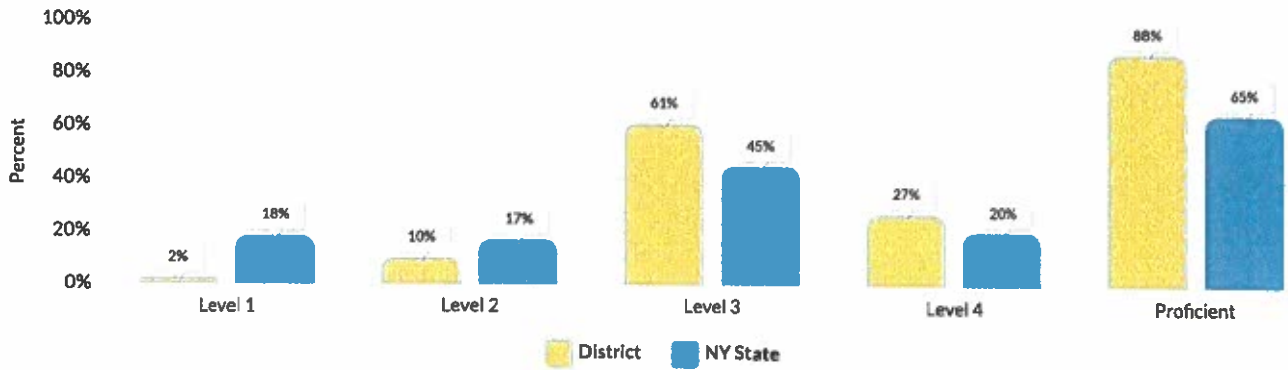
Percent Scoring at Levels for All Students



Subgroup	Tested	Level 1		Level 2		Level 3		Level 4		Proficient (Levels 3 & 4)	
		#	%	#	%	#	%	#	%	#	%
All Students	196	1	1%	5	3%	59	30%	131	67%	190	97%
Female	101	1	1%	2	2%	29	29%	69	68%	98	97%
Male	95	0	0%	3	3%	30	32%	62	65%	92	97%
General Education Students	175	1	1%	5	3%	47	27%	122	70%	169	97%
Students with Disabilities	21	0	0%	0	0%	12	57%	9	43%	21	100%
Asian or Native Hawaiian/Other Pacific Islander	6	0	0%	1	17%	1	17%	4	67%	5	83%
Hispanic or Latino	12	0	0%	1	8%	5	42%	6	50%	11	92%
White	173	1	1%	3	2%	53	31%	116	67%	169	98%
Multiracial	5	0	0%	0	0%	0	0%	5	100%	5	100%
Economically Disadvantaged	25	0	0%	1	4%	11	44%	13	52%	24	96%
Not Economically Disadvantaged	171	1	1%	4	2%	48	28%	118	69%	166	97%
Non-English Language Learner	196	1	1%	5	3%	59	30%	131	67%	190	97%
Not In Foster Care	196	1	1%	5	3%	59	30%	131	67%	190	97%
Homeless	1	-	-	-	-	-	-	-	-	-	-
Not Homeless	195	-	-	-	-	-	-	-	-	-	-
Not Migrant	196	1	1%	5	3%	59	30%	131	67%	190	97%
Parent Not in Armed Forces	196	1	1%	5	3%	59	30%	131	67%	190	97%

ANNUAL REGENTS EXAMINATION IN PHYSICAL SETTING/CHEMISTRY (2022-23)

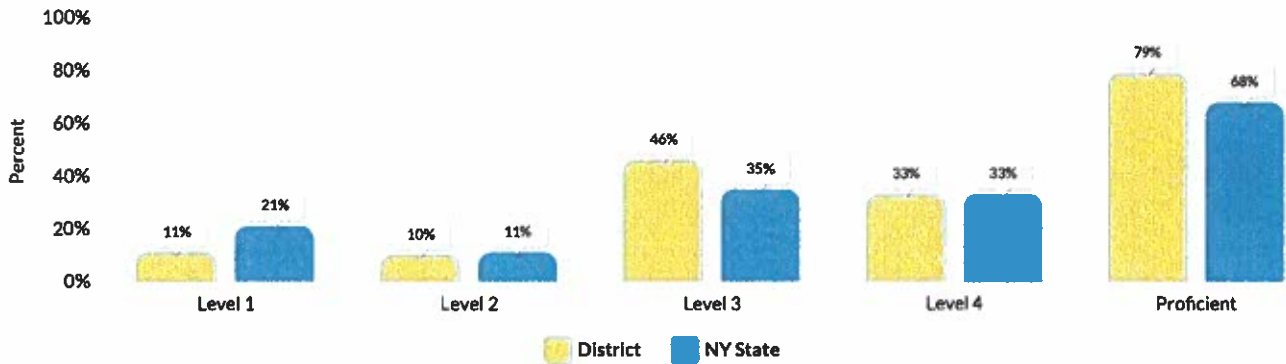
Percent Scoring at Levels for All Students



Subgroup	Tested	Level 1		Level 2		Level 3		Level 4		Proficient (Levels 3 & 4)	
		#	%	#	%	#	%	#	%	#	%
All Students	164	4	2%	16	10%	100	61%	44	27%	144	88%
Female	93	2	2%	11	12%	54	58%	26	28%	80	86%
Male	71	2	3%	5	7%	46	65%	18	25%	64	90%
General Education Students	157	4	3%	14	9%	95	61%	44	28%	139	89%
Students with Disabilities	7	0	0%	2	29%	5	71%	0	0%	5	71%
Asian or Native Hawaiian/Other Pacific Islander	3	-	-	-	-	-	-	-	-	-	-
Hispanic or Latino	20	0	0%	4	20%	10	50%	6	30%	16	80%
White	136	4	3%	11	8%	88	65%	33	24%	121	89%
Multiracial	5	-	-	-	-	-	-	-	-	-	-
Small Group Total: Race & Ethnicity	8	0	0%	1	13%	2	25%	5	63%	7	88%
Economically Disadvantaged	16	1	6%	3	19%	11	69%	1	6%	12	75%
Not Economically Disadvantaged	148	3	2%	13	9%	89	60%	43	29%	132	89%
Non-English Language Learner	164	4	2%	16	10%	100	61%	44	27%	144	88%
Not in Foster Care	164	4	2%	16	10%	100	61%	44	27%	144	88%
Not Homeless	164	4	2%	16	10%	100	61%	44	27%	144	88%
Not Migrant	164	4	2%	16	10%	100	61%	44	27%	144	88%
Parent Not in Armed Forces	164	4	2%	16	10%	100	61%	44	27%	144	88%

ANNUAL REGENTS EXAMINATION IN PHYSICAL SETTING/PHYSICS (2022-23)

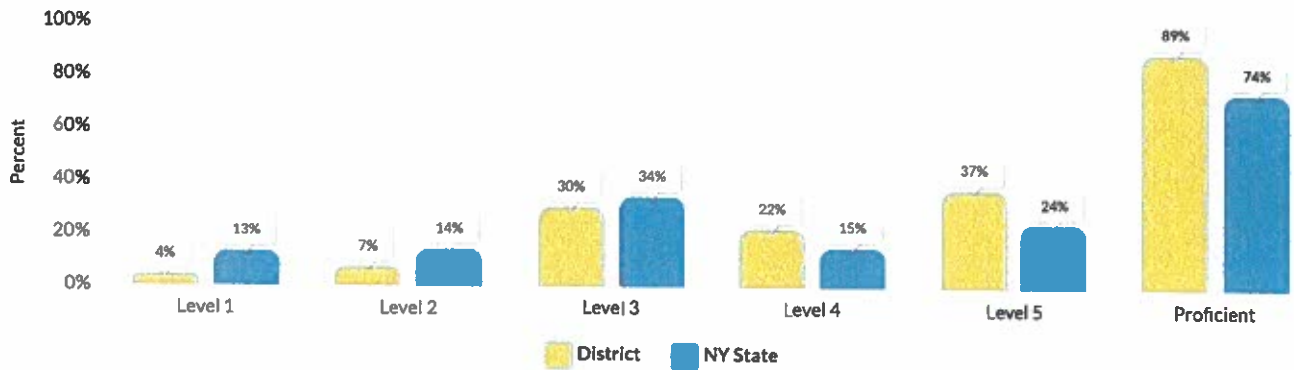
Percent Scoring at Levels for All Students



Subgroup	Tested	Level 1		Level 2		Level 3		Level 4		Proficient (Levels 3 & 4)	
		#	%	#	%	#	%	#	%	#	%
All Students	91	10	11%	9	10%	42	46%	30	33%	72	79%
Female	41	2	5%	5	12%	22	54%	12	29%	34	83%
Male	50	8	16%	4	8%	20	40%	18	36%	38	76%
General Education Students	89	-	-	-	-	-	-	-	-	-	-
Students with Disabilities	2	-	-	-	-	-	-	-	-	-	-
Asian or Native Hawaiian/Other Pacific Islander	2	-	-	-	-	-	-	-	-	-	-
Hispanic or Latino	4	-	-	-	-	-	-	-	-	-	-
White	84	8	10%	8	10%	38	45%	30	36%	68	81%
Multiracial	1	-	-	-	-	-	-	-	-	-	-
Small Group Total: Race & Ethnicity	7	2	29%	1	14%	4	57%	0	0%	4	57%
Economically Disadvantaged	3	-	-	-	-	-	-	-	-	-	-
Not Economically Disadvantaged	88	-	-	-	-	-	-	-	-	-	-
Non-English Language Learner	91	10	11%	9	10%	42	46%	30	33%	72	79%
Not in Foster Care	91	10	11%	9	10%	42	46%	30	33%	72	79%
Not Homeless	91	10	11%	9	10%	42	46%	30	33%	72	79%
Not Migrant	91	10	11%	9	10%	42	46%	30	33%	72	79%
Parent Not in Armed Forces	91	10	11%	9	10%	42	46%	30	33%	72	79%

ANNUAL REGENTS EXAMINATION IN GLOBAL HISTORY & GEOGRAPHY II (2022-23)

Percent Scoring at Levels for All Students

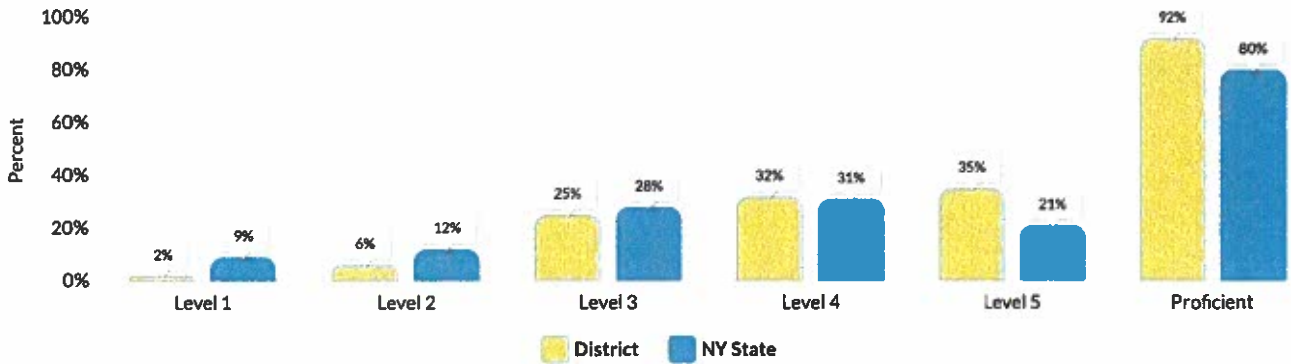


Subgroup	Tested	Level 1		Level 2		Level 3		Level 4		Level 5		Proficient (Levels 3 & Above)	
		#	%	#	%	#	%	#	%	#	%	#	%
All Students	216	9	4%	15	7%	65	30%	48	22%	79	37%	192	89%
Female	106	3	3%	8	8%	28	26%	23	22%	44	42%	95	90%
Male	110	6	5%	7	6%	37	34%	25	23%	35	32%	97	88%
General Education Students	180	1	1%	6	3%	52	29%	45	25%	76	42%	173	96%
Students with Disabilities	36	8	22%	9	25%	13	36%	3	8%	3	8%	19	53%
Asian or Native Hawaiian/Other Pacific Islander	5	--	--	--	--	--	--	--	--	--	--	--	--
Black or African American	1	--	--	--	--	--	--	--	--	--	--	--	--
Hispanic or Latino	22	2	9%	2	9%	5	23%	4	18%	9	41%	18	82%
White	182	5	3%	12	7%	59	32%	43	24%	63	35%	165	91%
Multiracial	6	1	17%	0	0%	0	0%	1	17%	4	67%	5	83%
Small Group Total: Race & Ethnicity	6	1	17%	1	17%	1	17%	0	0%	3	50%	4	67%
Economically Disadvantaged	31	5	16%	3	10%	11	35%	7	23%	5	16%	23	74%
Not Economically Disadvantaged	185	4	2%	12	6%	54	29%	41	22%	74	40%	169	91%
Non-English Language Learner	216	9	4%	15	7%	65	30%	48	22%	79	37%	192	89%
Not in Foster Care	216	9	4%	15	7%	65	30%	48	22%	79	37%	192	89%
Homeless	2	--	--	--	--	--	--	--	--	--	--	--	--
Not Homeless	214	--	--	--	--	--	--	--	--	--	--	--	--
Not Migrant	216	9	4%	15	7%	65	30%	48	22%	79	37%	192	89%
Parent Not in Armed Forces	216	9	4%	15	7%	65	30%	48	22%	79	37%	192	89%

ANNUAL REGENTS EXAMINATION IN U.S. HISTORY & GOVERNMENT (FRAMEWORK) (2022-23)

Percent Scoring at Levels for All Students

B



Subgroup	Tested	Level 1		Level 2		Level 3		Level 4		Level 5		Proficient (Levels 3 & Above)	
		#	%	#	%	#	%	#	%	#	%	#	%
All Students	219	4	2%	14	6%	54	25%	70	32%	77	35%	201	92%
Female	115	2	2%	5	4%	24	21%	35	30%	49	43%	108	94%
Male	104	2	2%	9	9%	30	29%	35	34%	28	27%	93	89%
General Education Students	187	2	1%	7	4%	38	20%	65	35%	75	40%	178	95%
Students with Disabilities	32	2	6%	7	22%	16	50%	5	16%	2	6%	23	72%
Asian or Native Hawaiian/Other Pacific Islander	4	-	-	-	-	-	-	-	-	-	-	-	-
Hispanic or Latino	21	2	10%	0	0%	4	19%	10	48%	5	24%	19	90%
White	191	2	1%	13	7%	48	25%	60	31%	68	36%	176	92%
Multiracial	3	-	-	-	-	-	-	-	-	-	-	-	-
Small Group Total: Race & Ethnicity	7	0	0%	1	14%	2	29%	0	0%	4	57%	6	86%
Economically Disadvantaged	22	2	9%	0	0%	10	45%	7	32%	3	14%	20	91%
Not Economically Disadvantaged	197	2	1%	14	7%	44	22%	63	32%	74	38%	181	92%
Non-English Language Learner	219	4	2%	14	6%	54	25%	70	32%	77	35%	201	92%
Not in Foster Care	219	4	2%	14	6%	54	25%	70	32%	77	35%	201	92%
Homeless	1	-	-	-	-	-	-	-	-	-	-	-	-
Not Homeless	218	-	-	-	-	-	-	-	-	-	-	-	-
Not Migrant	219	4	2%	14	6%	54	25%	70	32%	77	35%	201	92%
Parent Not in Armed Forces	219	4	2%	14	6%	54	25%	70	32%	77	35%	201	92%

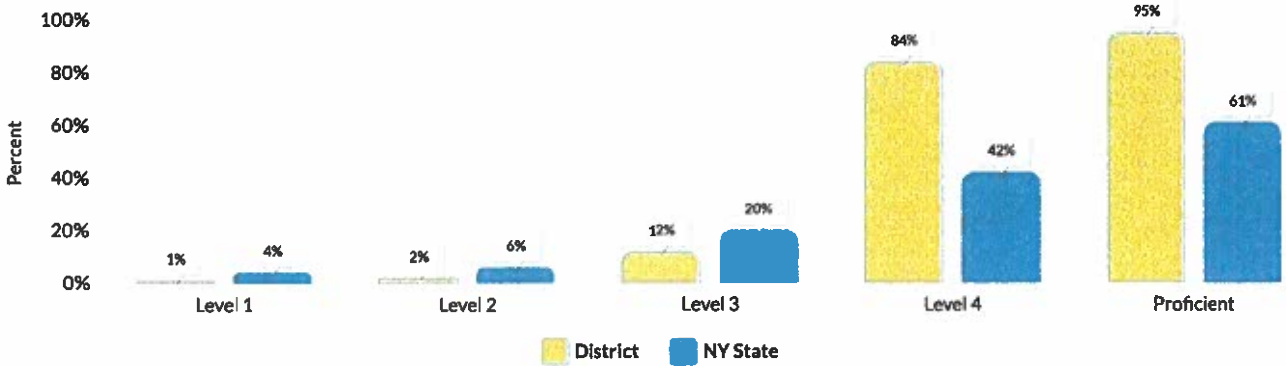
TOTAL COHORT REGENTS EXAMINATION RESULTS

A High School Cohort consists of all students who first enter grade 9 anywhere or, in the case of ungraded students with disabilities, reach their seventeenth birthday in a particular school year (July 1 - June 30). The "year" used to identify the cohort is the year in which the July 1 - December 31 dates fall. Results are reported four years after these students first enter grade 9.

Due to COVID-19 and changes to New York State testing requirements, Regents examinations in June 2020 through January 2022 were canceled, with the exception of the June 2021 Regents Examinations in ELA, Algebra I, Living Environment, and Physical Setting/Earth Science. The U.S. History & Government examination from June 2022 through January 2023 was also canceled.

2019 TOTAL COHORT REGENTS IN ELA

Percent Scoring at Levels for All Students



Subgroup	Cohort	Not Tested		Tested		Level 1		Level 2		Level 3		Level 4 & Above		Proficient (Levels 3 & Above)	
		#	%	#	%	#	%	#	%	#	%	#	%	#	%
All Students	238	4	2%	234	98%	2	1%	5	2%	28	12%	199	84%	227	95%
Female	112	3	3%	109	97%	1	1%	0	0%	9	8%	99	88%	108	96%
Male	126	1	1%	125	99%	1	1%	5	4%	19	15%	100	79%	119	94%
General Education Students	207	0	0%	207	100%	0	0%	2	1%	17	8%	188	91%	205	99%
Students with Disabilities	31	4	13%	27	87%	2	6%	3	10%	11	35%	11	35%	22	71%
Asian or Native Hawaiian/Other Pacific Islander	7	0	0%	7	100%	0	0%	0	0%	1	14%	6	86%	7	100%
Black or African American	4	0	—	4	—	—	—	—	—	—	—	—	—	—	—
Hispanic or Latino	17	0	0%	17	100%	1	6%	1	6%	4	24%	11	65%	15	88%
White	203	4	2%	199	98%	1	0%	4	2%	20	10%	174	86%	194	96%
Multiracial	7	0	—	7	—	—	—	—	—	—	—	—	—	—	—
Small Group Total: Race & Ethnicity	11	0	0%	11	100%	0	0%	0	0%	3	27%	8	73%	11	100%
Economically Disadvantaged	23	1	4%	22	96%	1	4%	0	0%	6	26%	15	65%	21	91%
Not Economically Disadvantaged	215	3	1%	212	99%	1	0%	5	2%	22	10%	184	86%	206	96%
Non-English Language Learner	238	4	2%	234	98%	2	1%	5	2%	28	12%	199	84%	227	95%
Not in Foster Care	238	4	2%	234	98%	2	1%	5	2%	28	12%	199	84%	227	95%
Homeless	2	0	—	2	—	—	—	—	—	—	—	—	—	—	—
Not Homeless	236	4	—	232	—	—	—	—	—	—	—	—	—	—	—
Not Migrant	238	4	2%	234	98%	2	1%	5	2%	28	12%	199	84%	227	95%
Parent Not in Armed Forces	238	4	2%	234	98%	2	1%	5	2%	28	12%	199	84%	227	95%

2019 TOTAL COHORT EXEMPTIONS IN ELA

The Regents examination was not administered in August 2022 and January 2023. Students were exempt from taking those administrations of the Regents exam to fulfill graduation requirements if they passed the course leading to the exam.

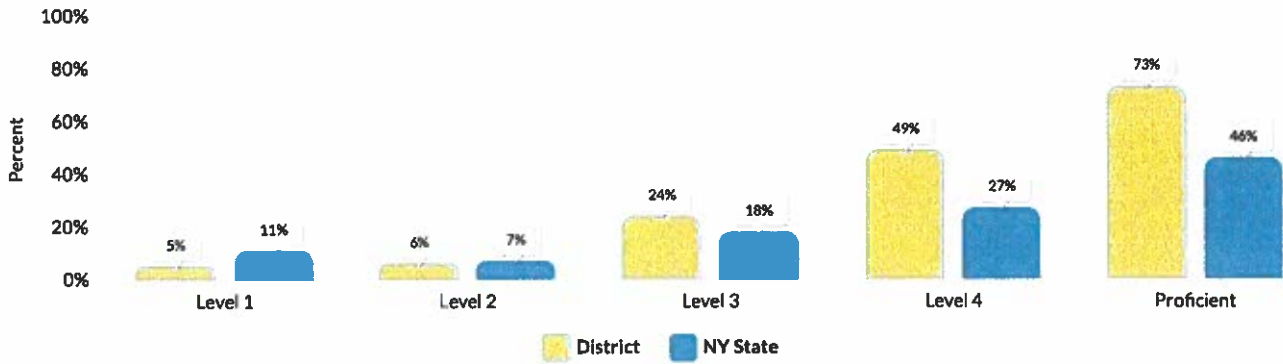
Subgroup	Total Exempt	Exempt, Not Tested		Exempt, Tested	
		#	%	#	%
All Students	1	0	0	1	100
Female	1	0	0	1	100
General Education Students	1	0	0	1	100
Multiracial	1	0	0	1	100
Not Economically Disadvantaged	1	0	0	1	100
Non-English Language Learner	1	0	0	1	100
Not in Foster Care	1	0	0	1	100
Not Homeless	1	0	0	1	100
Not Migrant	1	0	0	1	100
Parent Not in Armed Forces	1	0	0	1	100

See report card Glossary and Guide for criteria used to include students in this table.

2019 TOTAL COHORT REGENTS IN MATH

Percent Scoring at Levels for All Students

8



Subgroup	Cohort	Not Tested		Tested		Level 1		Level 2		Level 3		Level 4 & Above		Proficient (Levels 3 & Above)	
		#	%	#	%	#	%	#	%	#	%	#	%	#	%
All Students	238	38	16%	200	84%	11	5%	15	6%	58	24%	116	49%	174	73%
Female	112	13	12%	99	88%	4	4%	6	5%	29	26%	60	54%	89	79%
Male	126	25	20%	101	80%	7	6%	9	7%	29	23%	56	44%	85	67%
General Education Students	207	19	9%	188	91%	10	5%	13	6%	53	26%	112	54%	165	80%
Students with Disabilities	31	19	61%	12	39%	1	3%	2	6%	5	16%	4	13%	9	29%
Asian or Native Hawaiian/Other Pacific Islander	7	0	0%	7	100%	0	0%	0	0%	2	29%	5	71%	7	100%
Black or African American	4	1	-	3	-	-	-	-	-	-	-	-	-	-	-
Hispanic or Latino	17	6	35%	11	65%	1	6%	1	6%	5	29%	4	24%	9	53%
White	203	31	15%	172	85%	10	5%	14	7%	47	23%	101	50%	148	73%
Multiracial	7	0	-	7	-	-	-	-	-	-	-	-	-	-	-
Small Group Total: Race & Ethnicity	11	1	9%	10	91%	0	0%	0	0%	4	36%	6	55%	10	91%
Economically Disadvantaged	23	6	26%	17	74%	2	9%	0	0%	8	35%	7	30%	15	65%
Not Economically Disadvantaged	215	32	15%	183	85%	9	4%	15	7%	50	23%	109	51%	159	74%
Non-English Language Learner	238	38	16%	200	84%	11	5%	15	6%	58	24%	116	49%	174	73%
Not in Foster Care	238	38	16%	200	84%	11	5%	15	6%	58	24%	116	49%	174	73%
Subgroup	Cohort	Not Tested		Tested		Level 1		Level 2		Level 3		Level 4 & Above		Proficient (Levels 3 & Above)	
		#	%	#	%	#	%	#	%	#	%	#	%	#	%
Homeless	2	1	-	1	-	-	-	-	-	-	-	-	-	-	-
Not Homeless	236	37	-	199	-	-	-	-	-	-	-	-	-	-	-
Not Migrant	238	38	16%	200	84%	11	5%	15	6%	58	24%	116	49%	174	73%
Parent Not in Armed Forces	238	38	16%	200	84%	11	5%	15	6%	58	24%	116	49%	174	73%

2019 TOTAL COHORT EXEMPTIONS IN MATH

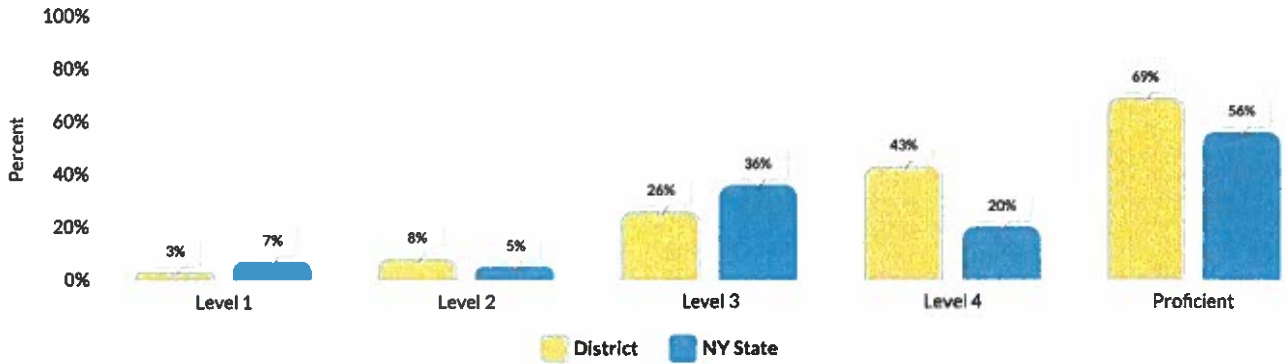
The Regents examination was not administered in August 2022 and January 2023. Students were exempt from taking those administrations of the Regents exam to fulfill graduation requirements if they passed the course leading to the exam.

Subgroup	Total Exempt	Exempt, Not Tested		Exempt, Tested	
		#	%	#	%
All Students	233	36	15	197	85
Female	108	11	10	97	90
Male	125	25	20	100	80
General Education Students	205	19	9	186	91
Students with Disabilities	28	17	61	11	39
Asian or Native Hawaiian/Other Pacific Islander	7	0	0	7	100
Black or African American	3	1	33	2	67
Hispanic or Latino	16	6	38	10	63
White	200	29	15	171	86
Multiracial	7	0	0	7	100
Economically Disadvantaged	21	6	29	15	71
Not Economically Disadvantaged	212	30	14	182	86
Non-English Language Learner	233	36	15	197	85
Not in Foster Care	233	36	15	197	85
Homeless	1	1	100	0	0
Not Homeless	232	35	15	197	85
Not Migrant	233	36	15	197	85
Parent Not in Armed Forces	233	36	15	197	85

See report card Glossary and Guide for criteria used to include students in this table.

2019 TOTAL COHORT REGENTS IN SCIENCE

Percent Scoring at Levels for All Students



Subgroup	Cohort	Not Tested		Tested		Level 1		Level 2		Level 3		Level 4		Proficient (Levels 3 & 4)	
		#	%	#	%	#	%	#	%	#	%	#	%	#	%
All Students	238	46	19%	192	81%	8	3%	19	8%	63	26%	102	43%	165	69%
Female	112	17	15%	95	85%	5	4%	10	9%	31	28%	49	44%	80	71%
Male	126	29	23%	97	77%	3	2%	9	7%	32	25%	53	42%	85	67%
General Education Students	207	22	11%	185	89%	7	3%	19	9%	57	28%	102	49%	159	77%
Students with Disabilities	31	24	77%	7	23%	1	3%	0	0%	6	19%	0	0%	6	19%
Asian or Native Hawaiian/Other Pacific Islander	7	0	0%	7	100%	0	0%	1	14%	2	29%	4	57%	6	86%
Black or African American	4	3	--	1	--	--	--	--	--	--	--	--	--	--	--
Subgroup	Cohort	Not Tested		Tested		Level 1		Level 2		Level 3		Level 4		Proficient (Levels 3 & 4)	
		#	%	#	%	#	%	#	%	#	%	#	%	#	%
Hispanic or Latino	17	6	35%	11	65%	0	0%	2	12%	5	29%	4	24%	9	53%
White	203	37	18%	166	82%	8	4%	16	8%	53	26%	89	44%	142	70%
Multiracial	7	0	--	7	--	--	--	--	--	--	--	--	--	--	--
Small Group Total: Race & Ethnicity	11	3	27%	8	73%	0	0%	0	0%	3	27%	5	45%	8	73%
Economically Disadvantaged	23	8	35%	15	65%	1	4%	1	4%	8	35%	5	22%	13	57%
Not Economically Disadvantaged	215	38	18%	177	82%	7	3%	18	8%	55	26%	97	45%	152	71%
Non-English Language Learner	238	46	19%	192	81%	8	3%	19	8%	63	26%	102	43%	165	69%
Not in Foster Care	238	46	19%	192	81%	8	3%	19	8%	63	26%	102	43%	165	69%
Homeless	2	2	--	0	--	--	--	--	--	--	--	--	--	--	--
Not Homeless	236	44	--	192	--	--	--	--	--	--	--	--	--	--	--
Not Migrant	238	46	19%	192	81%	8	3%	19	8%	63	26%	102	43%	165	69%
Parent Not in Armed Forces	238	46	19%	192	81%	8	3%	19	8%	63	26%	102	43%	165	69%

2019 TOTAL COHORT EXEMPTIONS IN SCIENCE

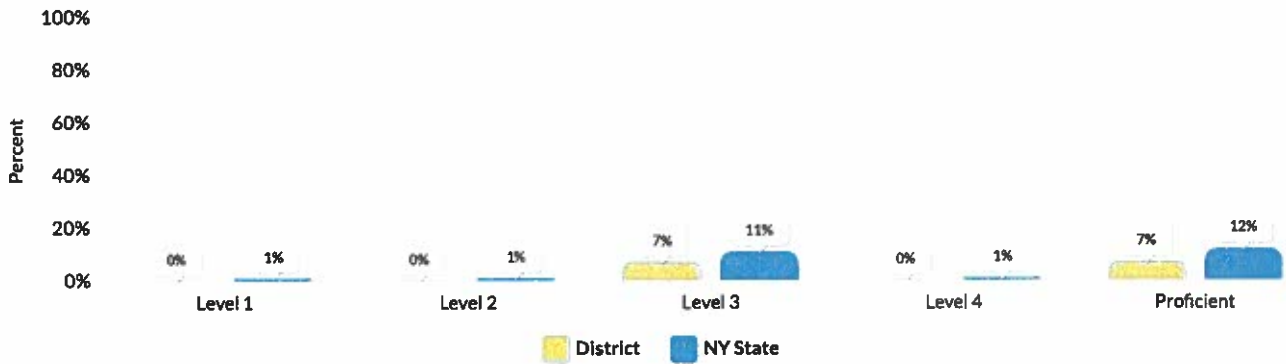
The Regents examination was not administered in August 2022 and January 2023. Students were exempt from taking those administrations of the Regents exam to fulfill graduation requirements if they passed the course leading to the exam.

Subgroup	Total Exempt	Exempt, Not Tested		Exempt, Tested	
		#	%	#	%
All Students	234	43	18	191	82
Female	109	15	14	94	86
Male	125	28	22	97	78
General Education Students	205	21	10	184	90
Students with Disabilities	29	22	76	7	24
Asian or Native Hawaiian/Other Pacific Islander	7	0	0	7	100
Black or African American	3	2	67	1	33
Hispanic or Latino	16	6	38	10	63
White	201	35	17	166	83
Multiracial	7	0	0	7	100
Economically Disadvantaged	21	7	33	14	67
Not Economically Disadvantaged	213	36	17	177	83
Non-English Language Learner	234	43	18	191	82
Not in Foster Care	234	43	18	191	82
Homeless	1	1	100	0	0
Not Homeless	233	42	18	191	82
Not Migrant	234	43	18	191	82
Parent Not in Armed Forces	234	43	18	191	82

See report card Glossary and Guide for criteria used to include students in this table.

2019 TOTAL COHORT REGENTS IN GLOBAL HISTORY & GEOGRAPHY

Percent Scoring at Levels for All Students



Subgroup	Cohort	Not Tested		Tested		Level 1		Level 2		Level 3		Level 4 & Above		Proficient (Levels 3 & Above)	
		#	%	#	%	#	%	#	%	#	%	#	%	#	%
All Students	238	221	93%	17	7%	0	0%	1	0%	16	7%	0	0%	16	7%
Female	112	103	92%	9	8%	0	0%	0	0%	9	8%	0	0%	9	8%
Male	126	118	94%	8	6%	0	0%	1	1%	7	6%	0	0%	7	6%
General Education Students	207	190	92%	17	8%	0	0%	1	0%	16	8%	0	0%	16	8%
Students with Disabilities	31	31	100%	0	0%	0	0%	0	0%	0	0%	0	0%	0	0%
Asian or Native Hawaiian/Other Pacific Islander	7	5	71%	2	29%	0	0%	0	0%	2	29%	0	0%	2	29%
Black or African American	4	4	—	0	—	—	—	—	—	—	—	—	—	—	—
Subgroup	Cohort	Not Tested		Tested		Level 1		Level 2		Level 3		Level 4 & Above		Proficient (Levels 3 & Above)	
		#	%	#	%	#	%	#	%	#	%	#	%	#	%
Hispanic or Latino	17	16	94%	1	6%	0	0%	1	6%	0	0%	0	0%	0	0%
White	203	190	94%	13	6%	0	0%	0	0%	13	6%	0	0%	13	6%
Multiracial	7	6	—	1	—	—	—	—	—	—	—	—	—	—	—
Small Group Total: Race & Ethnicity	11	10	91%	1	9%	0	0%	0	0%	1	9%	0	0%	1	9%
Economically Disadvantaged	23	22	96%	1	4%	0	0%	0	0%	1	4%	0	0%	1	4%
Not Economically Disadvantaged	215	199	93%	16	7%	0	0%	1	0%	15	7%	0	0%	15	7%
Non-English Language Learner	238	221	93%	17	7%	0	0%	1	0%	16	7%	0	0%	16	7%
Not in Foster Care	238	221	93%	17	7%	0	0%	1	0%	16	7%	0	0%	16	7%
Homeless	2	2	—	0	—	—	—	—	—	—	—	—	—	—	—
Not Homeless	236	219	—	17	—	—	—	—	—	—	—	—	—	—	—
Not Migrant	238	221	93%	17	7%	0	0%	1	0%	16	7%	0	0%	16	7%
Parent Not in Armed Forces	238	221	93%	17	7%	0	0%	1	0%	16	7%	0	0%	16	7%

2019 TOTAL COHORT EXEMPTIONS IN GLOBAL HISTORY & GEOGRAPHY

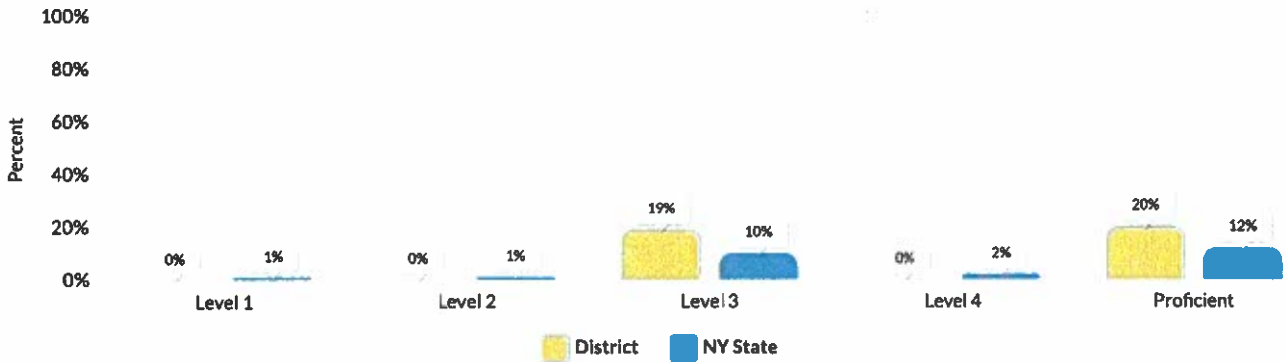
The Regents examination was not administered in August 2022 and January 2023. Students were exempt from taking those administrations of the Regents exam to fulfill graduation requirements if they passed the course leading to the exam.

Subgroup	Total Exempt	Exempt, Not Tested		Exempt, Tested	
		#	%	#	%
All Students	223	209	94	14	6
Female	104	96	92	8	8
Male	119	113	95	6	5
General Education Students	198	184	93	14	7
Students with Disabilities	25	25	100	0	0
Asian or Native Hawaiian/Other Pacific Islander	7	5	71	2	29
Black or African American	3	3	100	0	0
Hispanic or Latino	15	15	100	0	0
White	191	180	94	11	6
Multiracial	7	6	86	1	14
Economically Disadvantaged	19	18	95	1	5
Not Economically Disadvantaged	204	191	94	13	6
Non-English Language Learner	223	209	94	14	6
Not in Foster Care	223	209	94	14	6
Homeless	1	1	100	0	0
Not Homeless	222	208	94	14	6
Not Migrant	223	209	94	14	6
Parent Not in Armed Forces	223	209	94	14	6

See report card Glossary and Guide for criteria used to include students in this table.

2019 TOTAL COHORT REGENTS IN U.S. HISTORY & GOVERNMENT

Percent Scoring at Levels for All Students



Subgroup	Cohort	Not Tested		Tested		Level 1		Level 2		Level 3		Level 4 & Above		Proficient (Levels 3 & Above)	
		#	%	#	%	#	%	#	%	#	%	#	%	#	%
All Students	238	191	80%	47	20%	0	0%	0	0%	46	19%	1	0%	47	20%
Female	112	89	79%	23	21%	0	0%	0	0%	23	21%	0	0%	23	21%
Male	126	102	81%	24	19%	0	0%	0	0%	23	18%	1	1%	24	19%
General Education Students	207	161	78%	46	22%	0	0%	0	0%	45	22%	1	0%	46	22%
Students with Disabilities	31	30	97%	1	3%	0	0%	0	0%	1	3%	0	0%	1	3%
Asian or Native Hawaiian/Other Pacific Islander	7	3	43%	4	57%	0	0%	0	0%	3	43%	1	14%	4	57%
Black or African American	4	3	-	1	-	-	-	-	-	-	-	-	-	-	-
Subgroup	Cohort	Not Tested		Tested		Level 1		Level 2		Level 3		Level 4 & Above		Proficient (Levels 3 & Above)	
		#	%	#	%	#	%	#	%	#	%	#	%	#	%
Hispanic or Latino	17	15	88%	2	12%	0	0%	0	0%	2	12%	0	0%	2	12%
White	203	166	82%	37	18%	0	0%	0	0%	37	18%	0	0%	37	18%
Multiracial	7	4	-	3	-	-	-	-	-	-	-	-	-	-	-
Small Group Total: Race & Ethnicity	11	7	64%	4	36%	0	0%	0	0%	4	36%	0	0%	4	36%
Economically Disadvantaged	23	20	87%	3	13%	0	0%	0	0%	2	9%	1	4%	3	13%
Not Economically Disadvantaged	215	171	80%	44	20%	0	0%	0	0%	44	20%	0	0%	44	20%
Non-English Language Learner	238	191	80%	47	20%	0	0%	0	0%	46	19%	1	0%	47	20%
Not in Foster Care	238	191	80%	47	20%	0	0%	0	0%	46	19%	1	0%	47	20%
Homeless	2	2	-	0	-	-	-	-	-	-	-	-	-	-	-
Not Homeless	236	189	-	47	-	-	-	-	-	-	-	-	-	-	-
Not Migrant	238	191	80%	47	20%	0	0%	0	0%	46	19%	1	0%	47	20%
Parent Not in Armed Forces	238	191	80%	47	20%	0	0%	0	0%	46	19%	1	0%	47	20%

2019 TOTAL COHORT EXEMPTIONS IN U.S. HISTORY & GOVERNMENT

The Regents examination was not administered in August 2022 and January 2023. Students were exempt from taking those administrations of the Regents exam to fulfill graduation requirements if they passed the course leading to the exam.

Subgroup	Total Exempt	Exempt, Not Tested		Exempt, Tested	
		#	%	#	%
All Students	226	180	80	46	20
Female	106	84	79	22	21
Male	120	96	80	24	20
General Education Students	203	157	77	46	23
Students with Disabilities	23	23	100	0	0
Asian or Native Hawaiian/Other Pacific Islander	7	3	43	4	57
Black or African American	4	3	75	1	25
Hispanic or Latino	15	13	87	2	13
White	194	158	81	36	19
Multiracial	6	3	50	3	50
Economically Disadvantaged	21	18	86	3	14
Not Economically Disadvantaged	205	162	79	43	21
Non-English Language Learner	226	180	80	46	20
Not in Foster Care	226	180	80	46	20
Homeless	2	2	100	0	0
Not Homeless	224	178	79	46	21
Not Migrant	226	180	80	46	20
Parent Not in Armed Forces	226	180	80	46	20

See report card Glossary and Guide for criteria used to include students in this table.

NEW YORK STATE ENGLISH AS A SECOND LANGUAGE ACHIEVEMENT TEST (2022-23)

New York State English as a Second Language Achievement Tests (NYSESLAT) are administered in grades K through 12 to all English Language Learners (ELLs). ELLs are students who, by reason of foreign birth or ancestry, speak or understand a language other than English and speak or understand little or no English, and require support to become proficient in English and are identified pursuant to Section 154.3 of Commissioner's Regulations.

Grade	Total	Not Tested		Tested		Entering		Emerging		Transitioning		Expanding		Commanding (Proficient)	
	#	#	%	#	%	#	%	#	%	#	%	#	%	#	%
Kindergarten	1	0	0%	1	100%	-	-	-	-	-	-	-	-	-	-
Grade 1	1	0	0%	1	100%	-	-	-	-	-	-	-	-	-	-
Grade 3	2	0	0%	2	100%	-	-	-	-	-	-	-	-	-	-
Grade 4	3	0	0%	3	100%	-	-	-	-	-	-	-	-	-	-
Grade 5	1	0	0%	1	100%	-	-	-	-	-	-	-	-	-	-
Grade 6	1	0	0%	1	100%	-	-	-	-	-	-	-	-	-	-
Grade 9	1	0	0%	1	100%	-	-	-	-	-	-	-	-	-	-

NEW YORK STATE ALTERNATE ASSESSMENT (2022-23)

New York State Alternate Assessments (NYSAA) are administered to ungraded students with severe cognitive disabilities whose ages are equivalent to graded students in grades 3 through 8 and high school level.

Grade/Subject	Total	Not Tested		Tested		Level 1		Level 2		Level 3		Level 4		Proficient (Levels 3 & 4)	
	#	#	%	#	%	#	%	#	%	#	%	#	%	#	%
Grade 3 ELA	1	1	100%	0	0%	0	0%	0	0%	0	0%	0	0%	0	0%
Grade 3 Math	1	1	100%	0	0%	0	0%	0	0%	0	0%	0	0%	0	0%
Grade 5 ELA	1	1	100%	0	0%	0	0%	0	0%	0	0%	0	0%	0	0%
Grade/Subject	Total	Not Tested		Tested		Level 1		Level 2		Level 3		Level 4		Proficient (Levels 3 & 4)	
	#	#	%	#	%	#	%	#	%	#	%	#	%	#	%
Grade 5 Math	1	1	100%	0	0%	0	0%	0	0%	0	0%	0	0%	0	0%
Grade 6 ELA	4	3	75%	1	25%	-	-	-	-	-	-	-	-	-	-
Grade 6 Math	4	3	75%	1	25%	-	-	-	-	-	-	-	-	-	-
Grade 7 ELA	4	2	50%	2	50%	-	-	-	-	-	-	-	-	-	-
Grade 7 Math	4	2	50%	2	50%	-	-	-	-	-	-	-	-	-	-
Grade 8 ELA	2	2	100%	0	0%	0	0%	0	0%	0	0%	0	0%	0	0%
Grade 8 Math	2	2	100%	0	0%	0	0%	0	0%	0	0%	0	0%	0	0%
Grade 8 Science	2	2	100%	0	0%	0	0%	0	0%	0	0%	0	0%	0	0%
Secondary-Level ELA	18	17	94%	1	6%	-	-	-	-	-	-	-	-	-	-
Secondary-Level Math	18	17	94%	1	6%	-	-	-	-	-	-	-	-	-	-
Secondary-Level Science	18	17	94%	1	6%	-	-	-	-	-	-	-	-	-	-

See report card Glossary and Guide for criteria used to include students in this table.

NATIONAL ASSESSMENT OF EDUCATION PROGRESS (NAEP) RESULTS (2022)

National Assessment of Education Progress (NAEP) are reported for statewide (New York State) and national results only. District- and school-level results are not reported for NAEP.

NEW YORK STATE NAEP GRADE 4

SUBGROUP	READING				MATH			
	BELOW BASIC	BASIC	PROFICIENT	ADVANCED	BELOW BASIC	BASIC	PROFICIENT	ADVANCED
All Students	42%	29%	21%	8%	34%	38%	23%	5%
Students with Disabilities	75%	19%	6%	1%	66%	24%	9%	1%
American Indian/Alaska Native	*	*	*	*	*	*	*	*
Asian/Pacific Islander	25%	28%	28%	20%	11%	35%	39%	16%
Black	59%	26%	13%	2%	50%	36%	13%	1%
Hispanic	51%	29%	17%	4%	47%	38%	13%	2%
White	32%	30%	26%	11%	23%	39%	32%	7%
Two or more races	*	*	*	*	41%	35%	20%	3%
English Language Learners	69%	22%	8%	1%	63%	29%	7%	1%
Economically Disadvantaged	53%	27%	16%	4%	44%	38%	15%	3%

NEW YORK STATE NAEP GRADE 8

SUBGROUP	READING				MATH			
	BELOW BASIC	BASIC	PROFICIENT	ADVANCED	BELOW BASIC	BASIC	PROFICIENT	ADVANCED
All Students	30%	38%	28%	5%	40%	32%	19%	9%
Students with Disabilities	61%	28%	9%	1%	71%	21%	7%	1%
American Indian/Alaska Native	*	*	*	*	*	*	*	*
Asian/Pacific Islander	16%	34%	41%	8%	18%	23%	35%	24%
Black	44%	40%	15%	1%	64%	26%	8%	1%
Hispanic	42%	39%	17%	2%	53%	33%	12%	3%
White	19%	37%	36%	8%	27%	36%	25%	12%
Two or more races	*	*	*	*	*	*	*	*
English Language Learners	83%	17%	0%	0%	85%	13%	1%	0%
Economically Disadvantaged	40%	39%	19%	2%	52%	30%	13%	5%

*There are not sufficient data for this subgroup.

NEW YORK STATE NAEP PARTICIPATION RATES

	Grade 4 Participation Rate		Grade 8 Participation Rate	
	READING	MATH	READING	MATH
	All Students	87%	86%	82%
Students with Disabilities	92%	96%	91%	93%
English Language Learners	92%	95%	92%	94%

NATIONAL NAEP GRADE 4

SUBGROUP	READING				MATH			
	BELOW BASIC	BASIC	PROFICIENT	ADVANCED	BELOW BASIC	BASIC	PROFICIENT	ADVANCED
All Students	39%	29%	24%	8%	26%	39%	28%	7%
Students with Disabilities	71%	19%	9%	2%	54%	31%	13%	2%
American Indian/Alaska Native	57%	25%	15%	3%	42%	40%	16%	3%
Asian/Pacific Islander	20%	25%	33%	23%	11%	28%	38%	24%
Black	57%	27%	14%	2%	46%	39%	13%	1%
Hispanic	51%	28%	17%	4%	37%	42%	19%	2%
White	28%	31%	30%	11%	15%	38%	37%	10%
Two or more races	33%	31%	27%	9%	23%	39%	29%	9%
English Language Learners	67%	23%	9%	1%	48%	38%	12%	1%
Economically Disadvantaged	52%	28%	16%	3%	38%	41%	18%	2%

NATIONAL NAEP GRADE 8

SUBGROUP	READING				MATH			
	BELOW BASIC	BASIC	PROFICIENT	ADVANCED	BELOW BASIC	BASIC	PROFICIENT	ADVANCED
All Students	32%	39%	26%	3%	40%	35%	19%	7%
Students with Disabilities	65%	26%	8%	1%	73%	20%	6%	1%
American Indian/Alaska Native	45%	37%	17%	1%	56%	33%	10%	1%
Asian/Pacific Islander	15%	30%	43%	12%	16%	28%	30%	26%
Black	48%	37%	14%	1%	62%	29%	8%	1%
Hispanic	40%	40%	19%	1%	52%	34%	12%	2%
White	23%	40%	32%	4%	28%	38%	26%	9%
Two or more races	29%	38%	28%	5%	37%	36%	21%	6%
English Language Learners	69%	26%	5%	0%	76%	20%	4%	0%
Economically Disadvantaged	42%	39%	17%	1%	54%	33%	11%	2%

*There are not sufficient data for this subgroup.

NATIONAL NAEP PARTICIPATION RATES

	Grade 4 Participation Rate		Grade 8 Participation Rate	
	READING	MATH	READING	MATH
All Students	92%	92%	89%	89%
Students with Disabilities	91%	91%	91%	92%
English Language Learners	95%	95%	93%	94%

STAFF QUALIFICATIONS (2022-23)
INEXPERIENCED TEACHERS AND PRINCIPALS

	TEACHERS			PRINCIPALS		
	Total	# Inexperienced	% Inexperienced	Total	# Inexperienced	% Inexperienced
THIS DISTRICT	241	37	15%	5	1	20%
STATEWIDE	214,159	51,376	24%	4,438	1,059	24%
STATEWIDE HIGH-POVERTY SCHOOLS	48,028	18,375	38%	948	170	18%
	TEACHERS			PRINCIPALS		
	Total	# Inexperienced	% Inexperienced	Total	# Inexperienced	% Inexperienced
STATEWIDE LOW-POVERTY SCHOOLS	62,734	8,756	14%	1,202	279	23%

TEACHERS TEACHING OUT OF THEIR SUBJECT OR FIELD OF CERTIFICATION

	Total	TEACHERS TEACHING OUT OF THEIR SUBJECT/FIELD OF CERTIFICATION	
		#	%
THIS DISTRICT	241	0	0%
STATEWIDE	203,958	18,302	9%
STATEWIDE HIGH-POVERTY SCHOOLS	43,397	8,936	21%
STATEWIDE LOW-POVERTY SCHOOLS	60,417	1,216	2%

TOTAL COHORT GRADUATION RATE (2022-23)

Graduation Rate data are for students who first entered grade 9, four years prior to this reporting year. Graduates are as of August following the close of the reporting year. Click on High School Graduation Rate Data report to see district and state comparisons and to filter on gender, ethnicity, and other student subgroups or by 5- and 6-year graduation rates.

Subgroup	Total Enrolled	GRAD RATE		REGENTS WITH ADVANCED DESIGNATION		REGENTS DIPLOMA		LOCAL DIPLOMA		NON DIPLOMA CRED		STILL ENROLLED		GED TRANSFER		DROPOUT	
		#	%	#	%	#	%	#	%	#	%	#	%	#	%	#	%
All Students	238	232	97%	190	80%	42	18%	0	0%	0	0%	5	2%	0	0%	1	0%
Female	112	108	96%	95	85%	13	12%	0	0%	0	0%	4	4%	0	0%	0	0%
Male	126	124	98%	95	75%	29	23%	0	0%	0	0%	1	1%	0	0%	1	1%
Non-binary	0	0	0%	0	0%	0	0%	0	0%	0	0%	0	0%	0	0%	0	0%
General Education Students	207	206	100%	179	86%	27	13%	0	0%	0	0%	1	0%	0	0%	0	0%
Students with Disabilities	31	26	84%	11	35%	15	48%	0	0%	0	0%	4	13%	0	0%	1	3%
American Indian or Alaska Native	0	0	0%	0	0%	0	0%	0	0%	0	0%	0	0%	0	0%	0	0%
Asian or Native Hawaiian/Other Pacific Islander	7	7	100%	7	100%	0	0%	0	0%	0	0%	0	0%	0	0%	0	0%
Black or African American	4	--	--	--	--	--	--	--	--	--	--	--	--	--	--	--	--
Hispanic or Latino	17	17	100%	9	53%	8	47%	0	0%	0	0%	0	0%	0	0%	0	0%
White	203	197	97%	166	82%	31	15%	0	0%	0	0%	5	2%	0	0%	1	0%
Multiracial	7	--	--	--	--	--	--	--	--	--	--	--	--	--	--	--	--

Subgroup	Total Enrolled	GRAD RATE		REGENTS WITH ADVANCED DESIGNATION		REGENTS DIPLOMA		LOCAL DIPLOMA		NON DIPLOMA CRED		STILL ENROLLED		GED TRANSFER		DROPOUT	
		#	%	#	%	#	%	#	%	#	%	#	%	#	%	#	%
Economically Disadvantaged	23	21	91%	14	61%	7	30%	0	0%	0	0%	1	4%	0	0%	1	4%
Not Economically Disadvantaged	215	211	98%	176	82%	35	16%	0	0%	0	0%	4	2%	0	0%	0	0%
English Language Learner	0	0	0%	0	0%	0	0%	0	0%	0	0%	0	0%	0	0%	0	0%
Non-English Language Learner	238	232	97%	190	80%	42	18%	0	0%	0	0%	5	2%	0	0%	1	0%
In Foster Care	0	0	0%	0	0%	0	0%	0	0%	0	0%	0	0%	0	0%	0	0%
Not in Foster Care	238	232	97%	190	80%	42	18%	0	0%	0	0%	5	2%	0	0%	1	0%
Homeless	2	--	--	--	--	--	--	--	--	--	--	--	--	--	--	--	--
Not Homeless	236	--	--	--	--	--	--	--	--	--	--	--	--	--	--	--	--
Migrant	0	0	0%	0	0%	0	0%	0	0%	0	0%	0	0%	0	0%	0	0%
Not Migrant	238	232	97%	190	80%	42	18%	0	0%	0	0%	5	2%	0	0%	1	0%
Parent in Armed Forces	0	0	0%	0	0%	0	0%	0	0%	0	0%	0	0%	0	0%	0	0%
Parent Not in Armed Forces	238	232	97%	190	80%	42	18%	0	0%	0	0%	5	2%	0	0%	1	0%

THIS DOCUMENT WAS CREATED ON: APRIL 11, 2024, 3:23 PM EST