


A chalkboard with a wooden frame is the central focus. To the left, a sun is partially visible, with its rays extending across the board. Below the board, there are stylized mountains in shades of brown and red. The background is a light teal color.

Welcome
to
Curriculum Night!

Mrs. Swenson

A chalkboard with a wooden frame is centered in the image. The word "ELA" is written in white, hand-drawn letters on the black surface of the chalkboard. To the left of the chalkboard, a sun is partially visible, with its rays extending towards the board. The sun is a semi-circle with a white outline and a brown interior. The rays are thick, hand-drawn strokes in shades of yellow and brown. Below the chalkboard, there are stylized hills in shades of brown and reddish-brown. The background is a light teal color with a subtle, textured pattern.

ELA

ELA

INTO Reading by HMH

Learning Requirements:

- Reading
- Phonics
- Writing
- Speaking and Listening

ELA

To meet the needs of all learners:

- Whole group instruction
- Small group and individual instruction
 - Series of daily literacy tasks

Arizona College and Career Readiness Standards

ELA

DIBELS 8 Assessment

- Assessed Fall, Winter, and Spring
- Periodic progress monitoring during the year.
 - Correct Letter Sounds
 - Nonsense Words Fluency
 - Oral Reading Fluency

ELA

DIBELS - Beginning of Year

- Correct Letter Sounds - 30
- Nonsense Words Fluency - 5
- Oral Reading Fluency - 10

DIBELS - End of Year

- Correct Letter Sounds - 55
- Nonsense Words Fluency - 15
- Oral Reading Fluency - 39

ELA

How can you help your child?

- Make flashcards for sight words
- Read to your child for 15 minutes
- Have your child read to you
- Encourage your child to find the sounds/ sight words they do know in a story and be sure to point them out. (Decodables)
- Ask questions about the story after your read.

ELA

Writing Standards

- Personal Narrative
- Opinion Writing
- Informative Writing
- Shared Research Writing (How to)
- Strengthen handwriting skills

*Focus on building the skills to write complete sentences.

Social Studies



SOCIAL STUDIES

McGraw Hill

Some of the topics covered:

- Being a Good Citizen
- Our Community
- Celebrating America
- Past and Present
- People and Money

A chalkboard with a wooden frame is the central focus. The word "Math" is written in white, bold, sans-serif font on the black surface of the board. To the left of the board, a stylized sun with a white semi-circle and several vertical rays of varying lengths is visible. The background behind the board is a light teal color. At the bottom of the image, there are rolling hills in shades of brown and reddish-brown.

Math

MATH

Math Standard Skills

- Add and subtract within 20
- Understanding addition within 100 (using pictures)
- Understanding place value
- Measuring different lengths
- Tell and write the time to the half hour and hour.
- Identify coins by name and value

MATH

To meet the needs of all learners:

- Whole group instruction
- Small group and individualized instruction
- Series of math activities available to students.

MATH

Math Skills in First Grade

- Fluently add & subtract within 20
 - Solving word problems.
 - Find the unknown number.
 - Understand fact families.
 - Skip counting by 2 and 10.
 - Understand place value.
- Comparing numbers using greater than, less than, and equal symbols.

MATH

Math Skills in First Grade

- Identifying and counting different coins.
- Telling time to the hour and half hour.
 - Introduce double digit addition.
- Measuring by using objects as units.



MATH

iReady math games are designed to make learning fun and engaging. They are like interactive puzzles that challenge your child to think critically and solve problems. As they play, they're building essential math skills without even realizing it.

Here's how it works:

- **Personalized Learning:** The games adapt to your child's level, making sure they're always challenged but not frustrated.
- **Skill Building:** Each game focuses on specific math skills, from counting to algebra.
- **Progress Tracking:** Teachers can monitor your child's progress and identify areas where they might need extra support.

Think of iReady math games as a virtual tutor that's always there to help your child succeed in math. It's a fantastic way to make learning a fun adventure!

MATH

Assessments

- iReady Math Diagnostic
(Beginning, middle and end of year)

MATH

What can you do at home?

- Make flashcards for addition and subtraction facts
- Practice counting groups of items by 1's, 2's or 10's.
- Have your child use an analogue clock to practice telling time.
- Have your child help you count change.

A chalkboard with a wooden frame is the central focus. The word "Science" is written in white, rounded, sans-serif font on a black background. To the left, a stylized sun with a white semi-circle and brown rays is partially visible. The bottom of the image features rolling hills in shades of brown and purple against a light teal background.

Science

Science

What are we learning?

- Unit 1: Light and sounds
- Unit 2: Forces and Motion
- Unit 3: Habitats
- Unit 4: Lifecycles

Routines



Behavior Expectations

- Be safe, be responsible, be respectful, and you'll always be ready to learn.
- I use gentle reminders most often.
- The clip chart is used as an extra reminder.
- Gecko Gold are given out for table points, Super Student, and for homework.
- RADS (Really Awesome Deeds) are given out for going above and beyond typical classroom expectations.
- Certificates for Lifelong Guidelines are given to one student each week.

Clip Chart

- Students start on green. Students clip up and down based on if they are following the classroom rules and expectations.
- If students clip down, they are given opportunities to clip back up by the end of the day.
- Students earn *Gecko Golds* for Amazing Day!

Homework

- Students will receive a homework packet at the start of each week.
- Homework is not required, but students are rewarded with 5 Gecko Gold for each packet they complete.
- Late homework is accepted.



Parent Communication

- Weekly Newsletter (email)
- Folder - Check at least on Mondays

Communication:

Email is the best way to communicate with us! I will plan to respond within 24 hours of seeing your message.

valerie.swenson@dvusd.org




follow us on
twitter

@DesertSageElem



All Things EQ

[Social Emotional Curriculum](#)



Culture Camp - Q1 Week 3



Click for weekly video ↑

Lifelong Guideline

Active Listening

Life Skill

INITIATIVE



TO DO SOMETHING, OF ONE'S FREE WILL, BECAUSE IT NEEDS TO BE DONE



All Things E.Q.
The Discovery of You

I am always communicating through my body language.

Gecko Gatherings

Whole school outdoor assemblies on the first Friday of every month!

(pledge, national anthem, announcements, upcoming events)

Bond and Override





The DVUSD Override
is **NOT** a new tax nor
is it a tax increase!

What is an override?

An override helps preserve
fine arts and athletic programs,
as well as maintain class sizes.
The funds will also be used to
attract and retain highly qualified
teachers and support staff.

Get more facts at
DVUSD.org/override



WHAT WILL THE M&O OVERRIDE FUND?

Athletics & Arts Programs

DVUSD offers competitive high school and middle school sports programs at multiple levels, and visual and performing arts such as theatre, chorus, and band for students of all talents and ages.

Free Full-Day Kindergarten

Since 2017, DVUSD has funded full-day kindergarten to our community at no out-of-pocket cost to families.

Student & Family Needs

DVUSD provides student support services such as school nurses, academic counseling, and early childhood preschool programs.

Increase Employee Pay & Maintain Class Size

Approximately 8% of employee pay comes from M&O override funding, allowing DVUSD to attract and retain teachers. This also allows DVUSD to keep the average student-to-teacher ratio at 17:1 per classroom.

YOUR VOTE

Deer Valley Unified School District



November 5, 2024


OUR FUTURE

Grading

[Deer Valley Unified School District](#)



DEER VALLEY
Unified School District



DVUSD

Grading Practices

Desert Sage Curriculum Night Presentation, 8/2023

Kindergarten

Standards Grade Scale

Students in Kindergarten will receive marks for their proficiency toward the grade level standards using the following scale.

4 = Applies grade level skills with greater depth or complexity

3 = Demonstrates grade level proficiency

2 = Approaches grade level proficiency

1 = Displays a significant lack of grade level proficiency

Students in Kindergarten do not receive overall course grades.

Citizenship Marks

Kindergarten students will receive citizenship marks in Special Area Classes with this grade scale:

E = Excellent

S = Satisfactory

N = Needs Improvement

U = Unsatisfactory

They may also have marks for behavior skills that need improvement. These will be marked with an “X” on the report card.

Citizenship (Conduct)				
E = Excellent S = Satisfactory N = Needs Improvement U = Unsatisfactory				
"X" indicates need for improvement				
Homeroom Student Citizenship (Conduct)	Q1	Q2	Q3	Q4
Listens attentively				
Follows directions				
Stays on task				
Works well independently				
Functions as a group member				
Is prepared for class				
Completes Work in a Timely manner				
Respects rights and property of all				
Exhibits self control				
Follows school and classroom rules				
Displays Appropriate Playground Behavior				
Penmanship				

PowerSchool Parent Portal



Students in Kindergarten will receive a grade report every quarter. Parents can view student grades and attendance on the PowerSchool Parent portal.

Go to:

ps.dvusd.org/public

Student and Parent Sign In

Sign In

Create Account

Username

Password

[Forgot Username or Password?](#)

Sign In


If you **do not have an account**, see front office for access codes. Then click CREATE ACCOUNT on the parent portal.

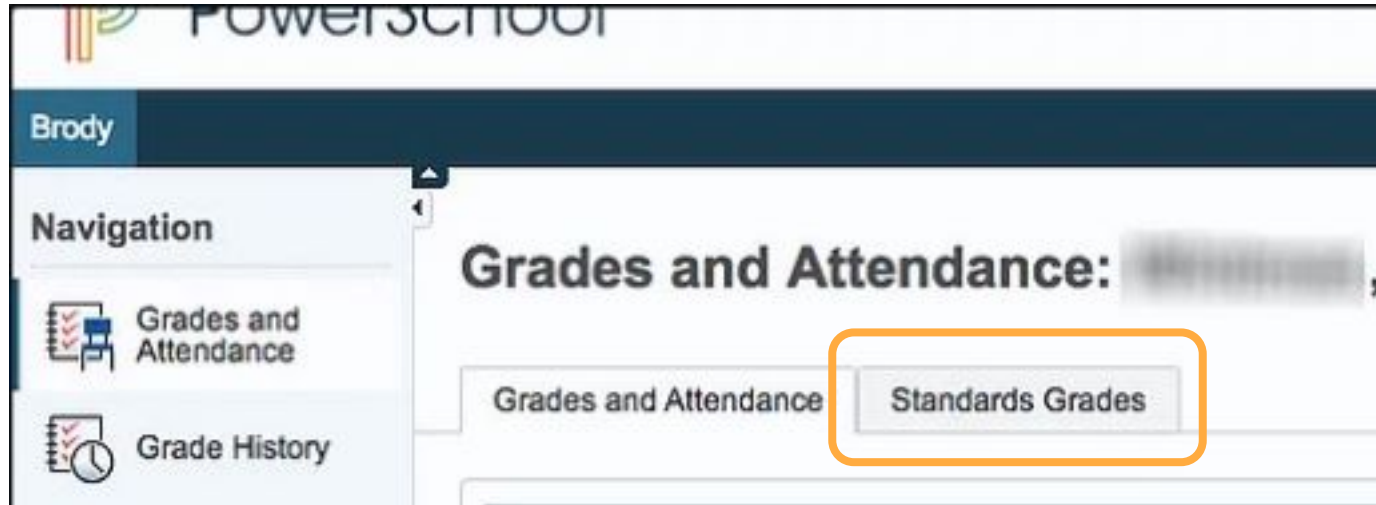
If you **have an account**, enter your Username and Password and click SIGN IN.

On the **Grades & Attendance** page, you will see the **number of absences** your child has had.

You will also see the **course grades for the Special Area classes**. Click on the course grade to see the assignments that were graded for the course.

The **citizenship mark** for each Special Area course is located under the course grade.

Course	Q1	Q2	S1	Q3	Q4
Home Room - Kindergarten 					
Writing - Kindergarten					
Social Studies - Kindergarten					
Science - Kindergarten					
Reading - Kindergarten					
Math - Kindergarten					
Kindergarten					
Spanish Partial Immersion - Kinder					
P.E. - Kindergarten	A S	A S		A S	A E
Music - Kindergarten	A	A E		A S	A E
Spanish-Kindergarten	A E	A E		A E	A E
Art - Kindergarten	A	A S		A	A S



Click on the **Standards Grades tab** to see the overall grades for each standard for the marking period.



Quick Lookup

Standards Grades

Show Standards with No Grades

Expand All

Collapse All

Completed Sections

AM-PM(M-F) Home Room - Kindergarten

▶ CSB(M-F) Kindergarten

▶ CSB(M-F) Math - Kindergarten

▶ CSB(M-F) Reading - Kindergarten

▶ CSB(M-F) Science - Kindergarten






▶ CSB(M-F) Social Studies - Kindergarten

Note: Citizenship (Conduct) marks for non-special area courses will be in the “Kindergarten” list. Expand the course to see the marks.

Click on arrow beside the course title to expand the selection or click on Expand All.


Once the **course is expanded**, you will see the **overall average grade** for each standard for each marking period shown **as a 4, 3, 2, or 1.**

Not all standards are worked on or measured each quarter.

▼ CSB(M-F) Math - Kindergarten				
Standards	Q1	Q2	Q3	Q4
K.CC.A.1 Count to 100 by ones and by tens. K.CC.A.1 	1	2	3	4
K.CC.A.2 *Count forward from a given number other than one, within the known sequence (Starting at the number 5, count up to 11.). K.CC.A.2 	--	2	3	3
K.CC.A.3 *Write numbers from 0 to 20. Represent a number of objects with a written numeral 0 to 20 (with 0 representing a count of no objects). K.CC.A.3 	3	3	3	3
K.CC.B.5 *Count to answer questions about "How many?" when 20 or fewer objects are arranged in a line, a rectangular array, or a circle, or as many as 10 things in a scattered configuration; given a number from 1 to 20, count out that many objects. K.CC.B.5 	3	3	3	3
K.G.A.1 *Describe objects in the environment using names of shapes, and describe the relative positions of these objects using terms such as above, below, beside, in front of, behind, and next to. K.G.A.1 	--	3	--	--



DEER VALLEY
Unified School District



Grading Practices Resources:

www.dvUSD.org/grading

Grades 1-2

Citizenship Marks

1st and 2nd students will receive citizenship marks in Special Area Classes with this grade scale:

E = Excellent

S = Satisfactory

N = Needs Improvement

U = Unsatisfactory

They may also have marks for behavior skills that need improvement. These will be marked with an “X” on the report card.

Citizenship (Conduct)				
E = Excellent S = Satisfactory N = Needs Improvement U = Unsatisfactory				
"X" indicates need for improvement				
Homeroom Student Citizenship (Conduct)	Q1	Q2	Q3	Q4
Listens attentively				
Follows directions				
Stays on task				
Works well independently				
Functions as a group member				
Is prepared for class				
Completes Work in a Timely manner				
Respects rights and property of all				
Exhibits self control				
Follows school and classroom rules				
Displays Appropriate Playground Behavior				
Penmanship				

Standards Grade Scale

Students in 1st and 2nd grades will receive marks for their proficiency toward the grade level standards using the following scale.

4 = Applies grade level skills with greater depth or complexity

3 = Demonstrates grade level proficiency

2 = Approaches grade level proficiency

1 = Displays a significant lack of grade level proficiency

NE = No evidence (missing work)

EXAMPLE

Standards Grade Calculation

Week 5 Quiz

Standard A 2

Standard B 2

Week 6 Quiz

Standard B 3

Standard C 1

Standard D 2

Chapter Test

Standard A 3

Standard B 3

Standard C 2

Standard D 3

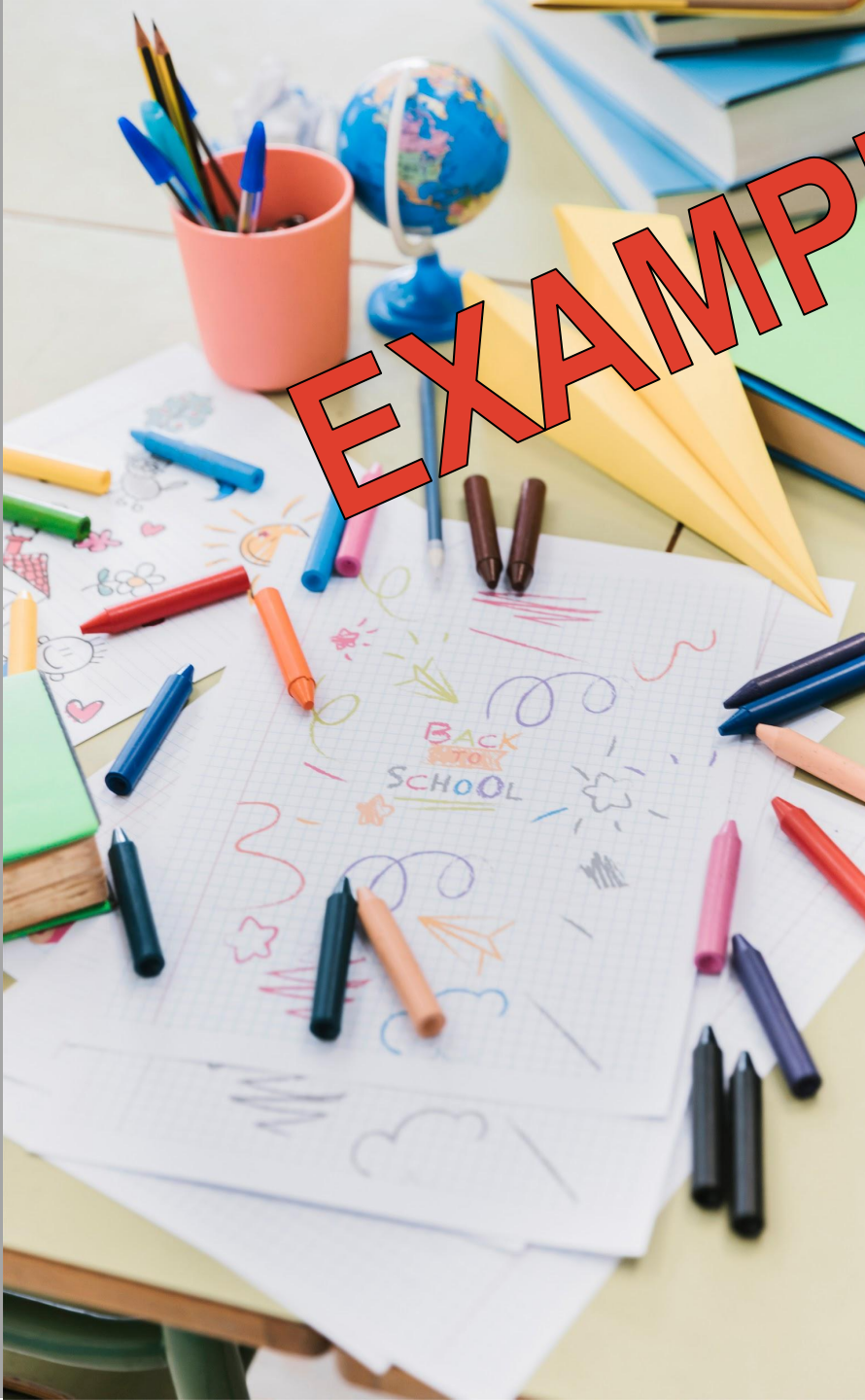
Unit Project

Standard B 3

Standard C 3

Standard D 4

Standard A	Standard B	Standard C	Standard D
2	2	1	2
3	3	2	3
4	3	3	4
	3		
3	3	2	3



EXAMPLE

Overall Course Grade Calculation

Standard A Standard B Standard C Standard D

3 + 3 + 2 + 3

11 ÷ Standards

2.75

2.75 ÷ 4 = 69%

S

4 categories grade scale

EXAMPLE

Standards Grade Calculation

Topic Quiz

Standard A 3
Standard B 2
Standard C 2

Mid-Module Test

Standard A 4
Standard B 3
Standard C 3

End of Module Test

Standard A 4
Standard B 4
Standard C 3

Standard A

3
4
4

Standard B

2
3
4

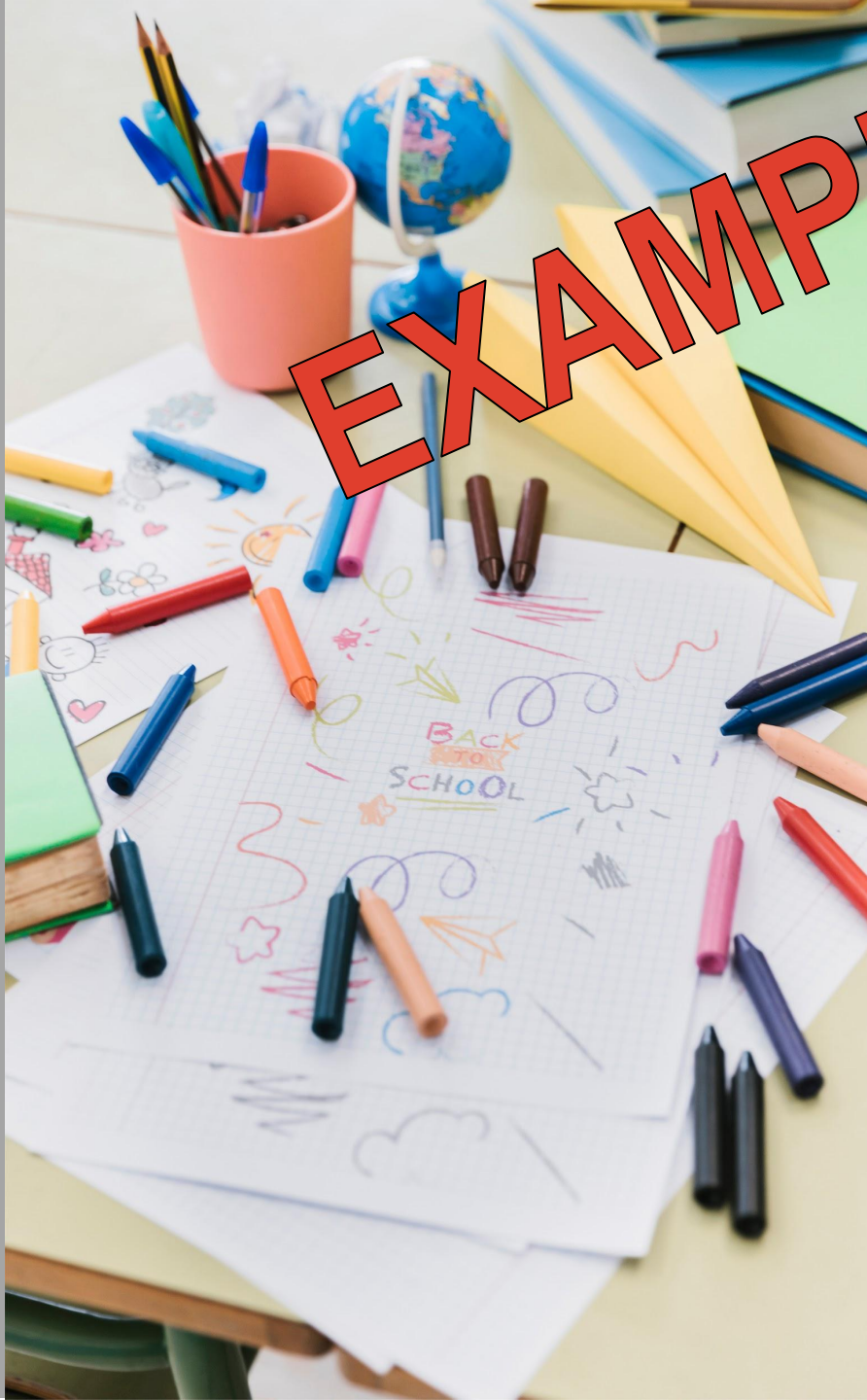
Standard C

2
3
3

4

3

3



EXAMPLE

Overall Course Grade Calculation

Standard A Standard B Standard C

$$(4) + (3) + (3)$$

$$10 \div 3 \text{ Standards}$$

3.33

$$3.33 \div 4 = 83\%$$

E

4 categories grade scale

Course Grade Scale

The **most recent three** of the marks entered for a standard will be **averaged to produce an overall grade for the standard**. Then all of the overall standards marks will be averaged together to produce a course grade. The course grade will use the following scale:

E = Excellent (80-100%)

S = Satisfactory (60-79%)

N = Needs Improvement (42-59%)

U = Underperforming (0-41%)

PowerSchool Parent Portal



Students in 1st and 2nd grades will receive a grade report every quarter. Parents can view student grades and attendance on the PowerSchool Parent portal.

Go to:

ps.dvusd.org/public

Student and Parent Sign In

Sign In

Create Account

Username

Password

[Forgot Username or Password?](#)

Sign In

If you **do not have an account**, see front office for access codes. Then click CREATE ACCOUNT on the parent portal.

If you **have an account**, enter your Username and Password and click SIGN IN.






On the **Grades & Attendance page**, you will see the **number of absences** your child has had.


You will also see the **course grades for each course**. Click on the course grade to see the assignments that were graded for the course.

The **citizenship mark for each Special Area course** is located under the course grade.




Course	Q1	Q2	S1	Q3	Q4
Home Room					
Social Studies	S				
Science	S				
ELA Writing	E				
ELA Reading	E				
Math	N				
P.E.	S S				
Music	E S				
Art - 1st Grade	E				
Foreign Language	E E				

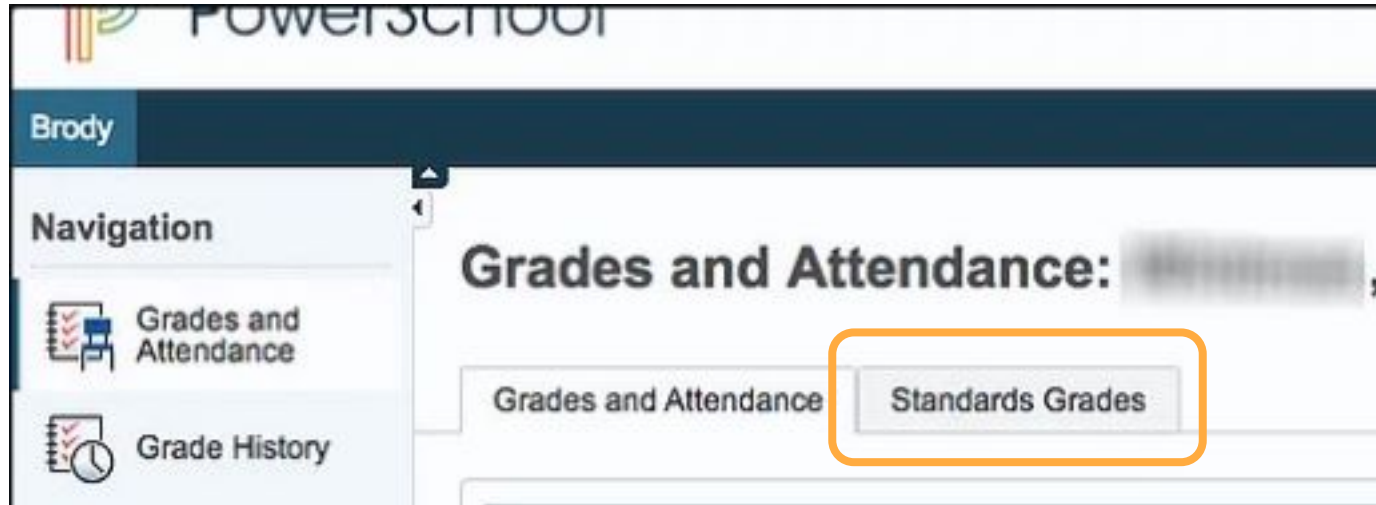
When you **click on a course grade**, you can see a list of grade entries.

Due Date	Category	Assignment	Flags							Score
10/05/2021	Assessment	Different Types of Maps								
10/01/2021	Coursework	Technology: Past, Present, and Future								
08/20/2021	Assessment	Super Citizen								

 Click on the blue **SHOW STANDARDS icon** to see the marks for the **standard(s) measured on the assignment.**

Assignments will be marked with a symbol:

-  Collected (student has submitted the assignment for a grade)
-  Missing (student did not submit the assignment)
-  Exempt (assignment does not count toward the overall grade)



Click on the Standards Grades tab to see the overall grades for each standard for the marking period.



Show Standards with No Grades

Expand All

Collapse All

Completed Sections

▶ AM-PM(M-F) Home Room

▶ CSB(M-F) ELA Reading

▶ CSB(M-F) ELA Writing

▶ CSB(M-F) Math - 1st Grade

▶ CSB(M-F) Science - 1st Grade

▶ CSB(M-F) Social Studies - 1st Grade

Note: Citizenship (Conduct) marks for non-special area courses will be in the “Home Room” list. Expand the Home Room course to see the marks.

Click on arrow beside the course title to expand the selection or click on Expand All.

Once the **course is expanded**, you will see the **overall average grade** for each standard for each marking period shown **as a 4, 3, 2, or 1.**

Not all standards are worked on or measured each quarter.

▼ CSB(M-F) ELA Reading	
Standards	Q1
2.RD.1 Apply phonics and word analysis skills. 2.RF.3	
2.RD.2 Read with accuracy and fluency to support comprehension. 2.RF.4	3
2.RD.3 Identify key ideas, details and story elements. 2.RL.1,7/2.RI.1	3
2.RD.4 Determine the central message, lesson, moral, topic. 2.RL2/2.RI.2/2.SL.2	3
2.RD.5 Describe how characters respond to events and challenges. 2.RL.9/2.RI.9	3
2.RD.6 Know, use, and describe the structure of a text. 2.RL.9/2.RI.9	3
2.RD.7 Compare and contrasts two texts. 2.RL9/2.RI.9	
2.RD.8 Acknowledge differences in the points of view of characters. 2.RL.6	3
2.RD.9 Determine the meaning of words in text. 2.RI.4	3
2.RD.10 Identify the main purpose of a text and provide support. 2.RI.6.8	3
2.RD.11 Read & comprehend literature & informational text in the 2nd-3rd text complexity band. 2.RL.10/2.RI.10	3

Due Date	Category	Assignment	Flags							Score
10/05/2021	Assessment	Different Types of Maps								
10/01/2021	Coursework	Technology: Past, Present, and Future								
08/20/2021	Assessment	Super Citizen								
		2.C2.2 - *Explain how all people, not just official leaders, play important roles in the world. 2.C2.2								
		2.C4.2 - *Explain how rules function in public settings. 2.C4.2								



After clicking on the blue SHOW STANDARDS icon, the **selection will expand to show the standards** that were measured **and the student's level of proficiency** on each standard.

PowerSchool Parent Portal

Old View

Quick Lookup		Standards Grades														
Attendance By Class																
Exp	Last Week					This Week					Course	Q1	Q2	Q3	Q4	Y1
	M	T	W	H	F	M	T	W	H	F						
7(M-T,F)											P.E. - 1st Grade [] Rm: []	E+	E+	E+	E+	E+
											GYM	E	E	E	E	100
CSB(M-F)											ELA Writing - 1st Grade - Rm: 119	S-	S-	S	[i]	S-
												70	75	80	[i]	75
CSB(M-F)											Math - 1st Grade [] Rm: 119	E	E-	E-	[i]	E
												94	91	92	[i]	93
CSB(M-F)											Social Studies - 1st Grade [] Rm: 119	E	E	E	[i]	E
												93	96	93	[i]	94
CSB(M-F)											Science - 1st Grade [] Rm: 119	E	E	E	[i]	E
												93	96	95	[i]	95

New View

Quick Lookup		Standards Grades														
Attendance By Class																
Exp	Last Week					This Week					Course	Q1	Q2	Q3	Q4	Y1
	M	T	W	H	F	M	T	W	H	F						
7(M-T,F)											P.E. - 1st Grade [] Rm: []	E	E	E	E	E
											GYM	100	100	100	100	100
CSB(M-F)											ELA Writing - 1st Grade - Rm: 119	S	S	S	[i]	S
												70	75	80	[i]	75
CSB(M-F)											Math - 1st Grade [] Rm: 119	E	E	E	[i]	E
												94	91	92	[i]	93
CSB(M-F)											Social Studies - 1st Grade [] Rm: 119	E	E	E	[i]	E
												93	96	93	[i]	94
CSB(M-F)											Science - 1st Grade [] Rm: 119	E	E	E	[i]	E
												93	96	95	[i]	95

Change: No plus or minus indicators

No Change: Letter Grades E/S/N/U

No Change: Percentages shown on 0-100% scale

No Change: Citizenship marks on E/S/N/U scale

2nd Grade Parents will see a few changes from last school year.



PowerSchool Parent Portal

Old View

PowerTeacher Pro Assignments

Due Date	Category	Assignment	Flags	Score	%	Grade
03/07/2023	Classwork	Biography Presentation		10/10	100	E+
02/24/2023	Classwork	Rosa Parks Comprehension		9/10	90	E-
02/09/2023	Classwork	Biography Writing		10/10	100	E+
		2.SP3.3 - Generate questions about a source as it relates to an event or development. 2.SP3.3		4		
		2.SP3.4 - *Gather relevant information from one or two sources. 2.SP3.4		3		
		2.SP3.5 - Ask and answer questions about explanations and arguments. 2.SP3.5		3		
		2.SP3.6 - *Present a summary of an argument or explanation using print, oral, or digital tech. 2.SP3.6		4		

New View

PowerTeacher Pro Assignments

Due Date	Category	Assignment	Flags	Score	%	Grade
03/07/2023	Classwork	Biography Presentation		10/10	100	E
02/24/2023	Classwork	Rosa Parks Comprehension		9/10	90	E
02/09/2023	Classwork	Biography Writing		9/10	90	E
		2.SP3.3 - Generate questions about a source as it relates to an event or development. 2.SP3.3		4		
		2.SP3.4 - *Gather relevant information from one or two sources. 2.SP3.4		3		
		2.SP3.5 - Ask and answer questions about explanations and arguments. 2.SP3.5		3		
		2.SP3.6 - *Present a summary of an argument or explanation using print, oral, or digital tech. 2.SP3.6		4		

Change: No plus or minus indicators

Change: Scores aligned to actual performance

No Change: Expand to see proficiency marks

No Change: Proficiency marks on 1-4 scale

2nd Grade Parents will see a few changes from last school year.



Missing Work

An assignment is considered as missing work when it is not submitted by the due date.

Missing work will be treated as such:

- The assignment will be marked with the “Missing” special code in the gradebook
- A 49% will be entered as the score for the assignment in the gradebook
- No Evidence (NE) will be entered for the standards attached to the assignment
- If the work is submitted, it will be marked as late and the assignment score (49%) will be changed to reflect the student’s actual score with no deductions or penalties

Late Work

An assignment is considered late work when the assignment is not submitted by the due date that was established, but is submitted by the end of the marking period.

The student will be issued **full credit** for the work submitted (no added penalties or caps on the grade that can be earned). The teacher will mark the student's assignment with the "Late" special code. If the assignment is an assessment, the proficiency level of the standards attached will be entered.


Reassessment

Retake: The student completes another assessment of the same learning targets. The assessment to be retaken may be in the same format or a different format. The higher of the two scores will be entered in the gradebook.

- Students may retake an assessment one time.
- Students must request to retake an assessment.
 - *A reassessment request must be made within 10 school days after receiving the assessment score*
- Retakes can be in another format.
- For Retakes - the original score **is** replaced, if the new score is higher. The new score will not be capped or penalized.
- Teachers may administer reassessments until the marking period is closed.



DEER VALLEY
Unified School District



Grading Practices Resources:

www.dvUSD.org/grading

Grades 3-6

Citizenship Marks

3rd-8th grades students will receive citizenship marks for each course using this grade scale:

E = Excellent

S = Satisfactory

N = Needs Improvement

U = Unsatisfactory

Standards Grade Scale

Students in 3rd through 8th grades will receive marks for their proficiency toward the grade level standards using the following scale.

4 = Highly Proficient

3 = Proficient

2 = Partially Proficient

1 = Minimally Proficient

NE = No evidence (missing work)

Categories and Weights

Assignments will be entered into the gradebook within one of the following categories which will be weighted for calculation of the overall course grade.

ASSESSMENT = 80%

COURSEWORK = 20%

PRACTICE = 0%

Course Grade Scale

Assignment/assessment scores will be averaged to produce an **overall course grade for the standard**. The course grade will be based upon the following grade scale:

A = 90-100%

B = 80-89%

C = 70-79%

D = 60-69%

F = 0-59%

Grading Guidance Chart 3rd-12th grade



Grading Guide

Teachers will enter scores for assignments in the gradebook based upon student performance of the standards.



Highly Proficient A 100%-90%			Proficient B 89%-80%		Proficient C 79%-70%	
100%-97%	96%-94%	93%-90%	89%-85%	84%-80%	79%-75%	74%-70%
All 4's on standards	All 4's except for one 3	Mostly 4's with some 3's and/or 2's	Mostly 3's with some 4's All 3's on standards	Mostly 3's and 4's with a 2	Mostly 3's with some 2's	Mostly 2's with 3's and/or 4's
Partially Proficient D 69%-60%			Minimally Proficient F 59%-50%			
69%-65%		64%-60%	59%-56%		55%-50%	
Mostly 2's and 3's with a 1		All 2's on standards	Mostly 2's and some 1's		All 1's on standards	
No Evidence						
49%-0%						



Basic example of the 3rd-12th Grade *Grading Guidance Chart*

Give assessment over 2 standards

Determine 1-4 score on rubric for each standard

Use chart to identify percentage band based on rubric grades

Highly Proficient A 100%-90%		
100-97	96-94	93-90
All 4's on standards	All 4's except for one 3	Mostly 4's with some 3's and/or 2's

Grade 96% A

- Standard A: 3
- Standard B: 4

Enter percentage for the assessment. Teacher will determine which % in the range to use.

Grade is referenced from proficiency level on standards. Only percentage calculates into final grade.

3

4

96%

A

Another Basic example of the 3rd-12th Grade *Grading Guidance Chart*

Give assessment over 4 standards

Determine 1-4 score on rubric for each standard

Use chart to identify percentage band based on rubric grades

Proficient B 89%-80%	
89%-85%	84%-80%
Mostly 3's with some 4's All 3's on standards	Mostly 3's and 4's with a 2

Grade 84% B

- Standard A: 3
- Standard B: 4
- Standard C: 3
- Standard D: 2

2 3 4 3

Enter percentage for the assessment.
Teacher will determine which % in the range to use.

84%

B

Grade is referenced from proficiency level on standards. Only percentage calculates into final grade.

PowerSchool Parent Portal



Students in 3rd-8th grades will receive a grade report every quarter. Parents can view student grades and attendance on the PowerSchool Parent portal.

Go to:

ps.dvusd.org/public

Student and Parent Sign In

Sign In

Create Account

Username

Password

[Forgot Username or Password?](#)

Sign In

If you **do not have an account**, see front office for access codes. Then click CREATE ACCOUNT on the parent portal.

If you **have an account**, enter your Username and Password and click SIGN IN.

On the **Grades & Attendance page**, you will see the **number of absences** your child has had.

You will also see the **course grades for each course**. Click on the course grade to see the assignments that were graded for the course.

The **citizenship mark** for each course is located under the course grade.

Attendance By Class																	
Exp	Last Week					This Week					Course	Q1	Q2	Q3	Q4	Y1	
	M	T	W	H	F	M	T	W	H	F							
AM-PM(M-F)			L										0	0	0	[i]	[i]
CSB(M-F)													A 93 N	A 94 S	A 95 S	A 90 S	A 93
CSB(M-F)													A 100	A 94 E	C 73 E	D 60	B 80
CSB(M-F)													A 100 E	A 95 E	A 100 E	[i]	A 100

When you **click on a course grade**, you can see a list of grade entries.

ELA Reading	Exp. CSB(M-F)
Term:	Q1
Final Letter Grade ¹ :	C
Final Percent:	74
Teacher Comments:	
Section Description:	
PowerTeacher Pro Assignments	



Click on the blue **SHOW STANDARDS** icon to see the marks for the **standard(s)** measured on the assignment.

When the "View" link is shown, you can click on **"View"** to see **additional information** about the gradebook entry.

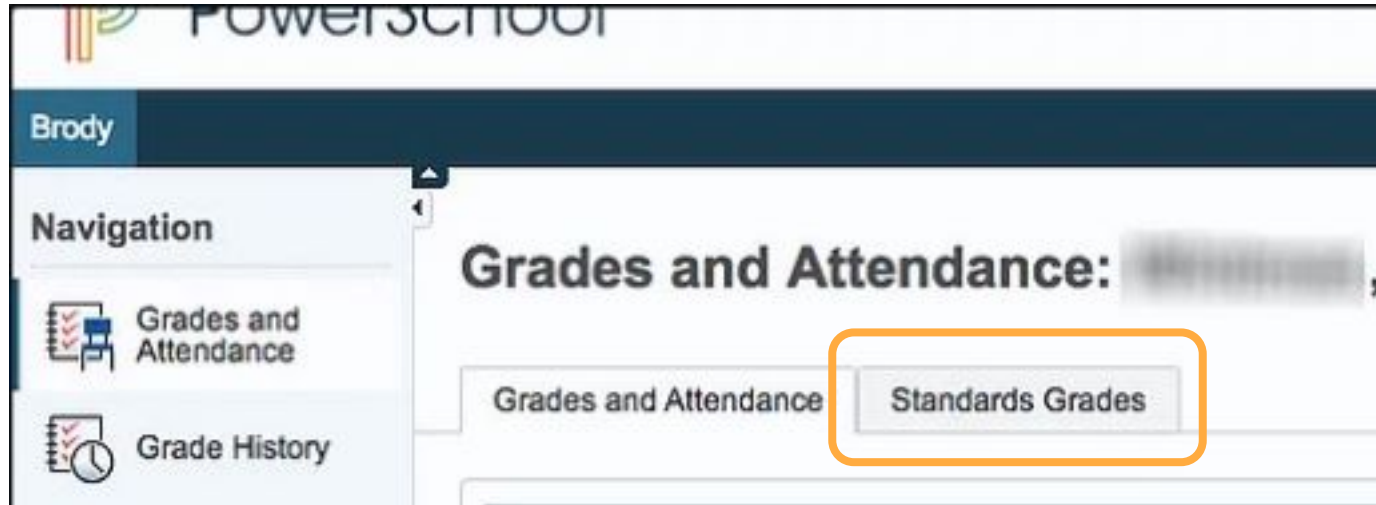
Due Date	Category	Assignment	Flags	Score	%	Grade	
09/29/2022	Assessment	Wordly Wise 4 test		15/25	60	D	
09/17/2022	Assessment	C.W. comp. test		7/13	53	F	View
09/15/2022	Assessment	C.W. Vocab. test p. 40		5/5	100	A	View
09/15/2022	Coursework	C.W. Word Analysis p. 39		4/5	80	B	
09/14/2022	Assessment	Wordly Wise Test 3		17/20	85	B	
09/13/2022	Coursework	Vocab. p. 31		8/16	50	F	View
09/02/2022	Coursework	L.B. comprehension		8.5/14	60.71	D	View

Assignments may be marked with a symbol. See the Legend at the bottom of the page for information about the meaning of each symbol.

Legend

¹ - This final grade may include assignments that are not yet published, or may be the result of special weighting used by the teacher. [Click to view additional information on special weighting.](#)

Icons - Standards | - Has Description | - Has Comment | - Weighted Assignment | - Collected | - Late | - Missing | - Exempt from Final Grade | - Absent | - Incomplete | - Excluded



Click on the Standards Grades tab to see the overall grades for each standard for the marking period.



Quick Lookup

Standards Grades

Show Standards with No Grades

Expand All

Collapse All

Completed Sections

▶ CSB(M-F) ELA Reading

▶ CSB(M-F) ELA Writing

▶ CSB(M-F) Math

▶ CSB(M-F) Science

▶ CSB(M-F) Social Studies

Click on arrow beside the course title to expand the selection or click on Expand All.

Once the **course is expanded**, you will see the **overall average grade** for each standard for each marking period shown **as a 4, 3, 2, or 1.**

Not all standards are worked on or measured each quarter.

▼ CSB(M-F) ELA Reading	
Standards	Q1
2.RD.1 Apply phonics and word analysis skills. 2.RF.3	
2.RD.2 Read with accuracy and fluency to support comprehension. 2.RF.4	3
2.RD.3 Identify key ideas, details and story elements. 2.RL.1,7/2.RI.1	3
2.RD.4 Determine the central message, lesson, moral, topic. 2.RL2/2.RI.2/2.SL.2	3
2.RD.5 Describe how characters respond to events and challenges. 2.RL.9/2.RI.9	3
2.RD.6 Know, use, and describe the structure of a text. 2.RL.9/2.RI.9	3
2.RD.7 Compare and contrasts two texts. 2.RL9/2.RI.9	
2.RD.8 Acknowledge differences in the points of view of characters. 2.RL.6	3
2.RD.9 Determine the meaning of words in text. 2.RI.4	3
2.RD.10 Identify the main purpose of a text and provide support. 2.RI.6.8	3
2.RD.11 Read & comprehend literature & informational text in the 2nd-3rd text complexity band. 2.RL.10/2.RI.10	3

Due Date	Category	Assignment	Flags							Score
10/05/2021	Assessment	Different Types of Maps								
10/01/2021	Coursework	Technology: Past, Present, and Future								
08/20/2021	Assessment	Super Citizen								
		2.C2.2 - *Explain how all people, not just official leaders, play important roles in the world. 2.C2.2								3
		2.C4.2 - *Explain how rules function in public settings. 2.C4.2								3



After clicking on the blue SHOW STANDARDS icon, the **selection will expand to show the standards** that were measured **and the student's level of proficiency** on each standard.

PowerSchool Parent Portal - 3rd-6th Grades

Old View

New View

Quick Lookup Standards Grades

Exp	Attendance By Class										Q1	Q2	Q3	Q4	Y1	
	Last Week					This Week										Course
	M	T	W	H	F	M	T	W	H	F						
1(M-T,H-F)											Beginning Band	A+ 100 E	A+ 100 E	A+ 99 E	[i]	A+ 99
AM-PM(M-F)											Home Room	0	0	0	[i]	[i]
CSB(M-F)											Art - 5th Grade	A 97 S	A+ 98 S	A 95 S	A 95 S	A 96
CSB(M-F)											Music - 5th Grade	A+ 100 E	A+ 102 E	B 81 E	A+ 100	A 93

Quick Lookup Standards Grades

Exp	Attendance By Class										Q1	Q2	Q3	Q4	Y1	
	Last Week					This Week										Course
	M	T	W	H	F	M	T	W	H	F						
AM-PM(M-F)											Home Room	0	0	0	[i]	[i]
CSB(M-F)											Art - 5th Grade	A 93 N	A 94 S	A 95 S	A 90 S	A 93
CSB(M-F)											Music - 5th Grade	A 100	A 94 E	A 73 E	D 60	B 80
CSB(M-F)											P.E. - 5th Grade	A 100 E	A 95 E	A 100 E	[i]	A 100

Change: No plus or minus indicators

No Change: Letter Grades A-F

No Change: Percentages shown on 0-100% scale

No Change: Citizenship marks on E/S/N/U scale

Parents will see a few changes from last school year.



PowerSchool Parent Portal: 3rd-6th Grades

Old View

New View

PowerTeacher Pro Assignments

Due Date	Category	Assignment	Flags	Score	%	Grade
12/12/2022	Quizzes	Module 3 topic B quiz		100/100	100	A+
12/07/2022	Quizzes	Sprint (8's)		70/100	70	C-
12/01/2022	Tests	Module 3 Mid-Assessment	📄 ⏪	92/100	92	A-
11/30/2022	Quizzes	Module 3 Topic C quiz	📄 ⏩	100/100	100	A+
		3.OA.A.2 - Interpret whole number quotients of whole numbers (e.g., interpret 56 ÷ 8 as the number of objects in each group when 56 objects are partitioned equally into 8 groups, or as a number of groups when 56 objects are partitioned into equal groups of 8 objects each). 3.OA.A.2		3		
11/18/2022	Quizzes	Module 3 topic B quiz	📄 ⏪	100/100	100	A+
11/14/2022	Quizzes	Module 3 Topic A quiz	📄 ⏩	81/100	81	B-
		3.OA.C.7 - *Fluently multiply & divide within 100. 3.OA.C.7		3		
11/03/2022	Tests	End of Module 2 assessment	📄 ⏩	70/100	70	C
		3.MD.A.1a - *Tell & write time to the nearest minute & measure time intervals in minutes. 3.MD.A.1a		3		
		3.NBT.A.3 - Multiply one-digit whole numbers by multiples of 10 in the range 10 to 90 using strategies based on place value and the properties of operations (e.g., 9 x 80, 5 x 60). 3.NBT.A.3		3		
		3.OA.A.2 - Interpret whole number quotients of whole numbers (e.g., interpret 56 ÷ 8 as the number of objects in each group when 56 objects are partitioned equally into 8 groups, or as a number of groups when 56 objects are partitioned into equal groups of 8 objects each). 3.OA.A.2		3		

PowerTeacher Pro Assignments

Due Date	Category	Assignment	Flags	Score	%	Grade
12/12/2022	Quizzes	Module 3 topic B quiz		100/100	100	A
12/07/2022	Quizzes	Sprint (8's)		70/100	70	C
12/01/2022	Tests	Module 3 Mid-Assessment	📄 ⏪	92/100	92	A
11/30/2022	Quizzes	Module 3 Topic C quiz	📄 ⏩	89/100	89	B
		3.OA.A.2 - Interpret whole number quotients of whole numbers (e.g., interpret 56 ÷ 8 as the number of objects in each group when 56 objects are partitioned equally into 8 groups, or as a number of groups when 56 objects are partitioned into equal groups of 8 objects each). 3.OA.A.2		3		
11/18/2022	Quizzes	Module 3 topic B quiz	📄 ⏪	100/100	100	A
11/14/2022	Quizzes	Module 3 Topic A quiz	📄 ⏩	85/100	85	B
		3.OA.C.7 - *Fluently multiply & divide within 100. 3.OA.C.7		3		
11/03/2022	Tests	End of Module 2 assessment	📄 ⏩	83/100	83	B
		3.MD.A.1a - *Tell & write time to the nearest minute & measure time intervals in minutes. 3.MD.A.1a		3		
		3.NBT.A.3 - Multiply one-digit whole numbers by multiples of 10 in the range 10 to 90 using strategies based on place value and the properties of operations (e.g., 9 x 80, 5 x 60). 3.NBT.A.3		3		
		3.OA.A.2 - Interpret whole number quotients of whole numbers (e.g., interpret 56 ÷ 8 as the number of objects in each group when 56 objects are partitioned equally into 8 groups, or as a number of groups when 56 objects are partitioned into equal groups of 8 objects each). 3.OA.A.2		3		

Change: No plus or minus indicators

Change: Scores aligned to actual performance

No Change: Expand to see proficiency marks

No Change: Proficiency marks on 1-4 scale

Parents will see a few changes from last school year.



Missing Work

An assignment is considered as missing work when it is not submitted by the due date.

Missing work will be treated as such:

- The assignment will be marked with the “Missing” special code in the gradebook
- A 49% will be entered as the score for the assignment in the gradebook
- No Evidence (NE) will be entered for the standards attached to the assignment
- If the work is submitted, it will be marked as late and the assignment score (49%) will be changed to reflect the student’s actual score with no deductions or penalties

Late Work

An assignment is considered late work when the assignment is not submitted by the due date that was established, but is submitted by the end of the marking period.

The student will be issued **full credit** for the work submitted (no added penalties or caps on the grade that can be earned). The teacher will mark the student's assignment with the "Late" special code. If the assignment is an assessment, the proficiency level of the standards attached will be entered.


Reassessment

Retake: The student completes another assessment of the same learning targets. The assessment to be retaken may be in the same format or a different format. The higher of the two scores will be entered in the gradebook.

- Students may retake an assessment one time.
- Students must request to retake an assessment.
 - *A reassessment request must be made within 10 school days after receiving the assessment score*
- Retakes can be in another format.
- For Retakes - the original score **is** replaced, if the new score is higher. The new score will not be capped or penalized.
- Teachers may administer reassessments until the marking period is closed.



DEER VALLEY
Unified School District



Grading Practices Resources:

www.dvUSD.org/grading



Thank you for
coming!