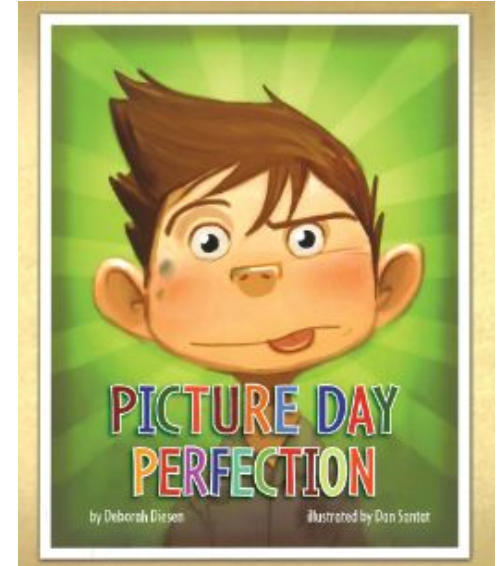


2nd Grade Mandarin Immersion

ELA/Social Studies, Mrs. Aley
Math/Science/Mandarin, Ms. Zhou

Reading: HMH Into Reading

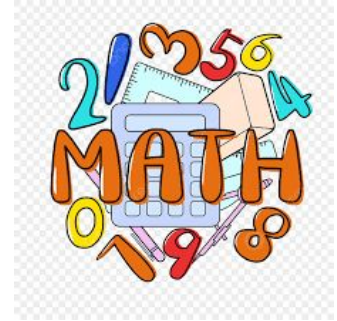
- Students have a MyBook that they read and write in for comprehension skills and concepts.
- Decodable books~2 each week
 - Feature the phonics skill
 - High Frequency Words
 - Comprehension
- Spelling: Apply the weekly spelling words
 - Nothing at home to memorize
 - We practice everyday in class
- Six Syllable Types



RTI

- We have a built in daily time for students to work on specific skills.
- Spark students go to Ms. Coleman
- Reading Specialist, Mrs. Block takes a group of students
- Each of the 2nd grade teachers work with a small group of students
- Chromebooks: Amplify, Get Epic, Scholastic News, Typing Club
- Individual/Partners: Reading, spelling activities, fluency, etc.

Math: Eureka Math



- Students have Eureka Math as their curriculum to use.
- Topic covered in each Module:

Module 1: Foundations with Sums and Differences Within 100

Module 2: Addition and Subtraction of Length Units

Module 3: Place Value, Counting, and Comparison of Numbers within 1,000

Module 4: Addition and Subtraction Within 200

Module 5: Addition and Subtraction Within 1,000

Module 6: Foundations of Multiplication and Division

Module 7: Problem Solving with Length, Money, and Data

Module 8: Time, Shapes, and Fractions as Equal Parts of Shapes


- Topic Quizzes or End of Module Assessments weekly for grades

Writing: HMH Into Reading for Writing

- 3-week writing projects-Mostly a standard paragraph with details and elaboration
 - Prewriting, drafts, revise, edit, final copy
 - Rubrics used for scoring
- Quick Writes
 - Short prompt or question
 - Rubrics

Types of writing we will be doing:

- Opinion writing
- Informative/Explanatory
- Narrative writing





Handwriting Fluency

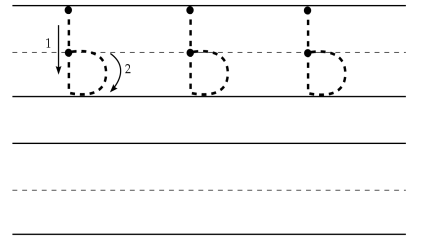
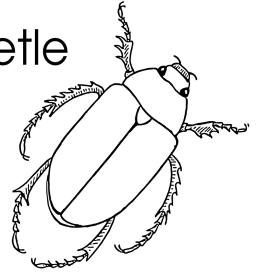
Proper pencil grip.

Letter formation from top to bottom.

Circles start at 1 o'clock and move counterclockwise.

Height of each letter is important.

b eetle



Mandarin

- Reading, Writing, Speaking and Listening
- Learn a new book weekly, three books makes a unit. At the end of unit, we will have a vocabulary quiz.
- Mandarin Matrix

☐ Log in:

Username: username @learner.dvusd.org

Password: same password to login chromebook

- Resources can be used at home:

- ☐ Mandarin Matrix
- ☐ Character List
- ☐ Quizlet on Mandarin Partial Immersion Course on Canvas
- ☐ Youtube Channel-Little Fox Chinese



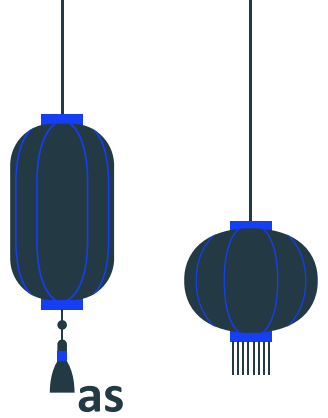
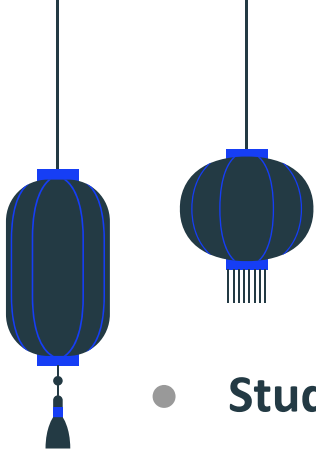
Reminders

- **Students are taught in Mandarin for 50% of their instructional day.**
- **K-5 : Math, Science, Mandarin Language Arts**



Reminders

- Students are encouraged to use Mandarin as much as possible in the Mandarin classroom.
 - Students should spend 10 minutes a night reading in Mandarin or studying their character list.
 - If there is a concern, please reach out so we can provide support.
- We want to help your child succeed!**



Social Studies: McGraw Hill Program

Exploring Who We Are


New textbooks this year featuring these topics.

1. Why is it important to learn about the past?
2. How does geography help us understand our world?
3. How do we get what we want and need?
4. Why do we need government?
5. How can people make a difference in the world?



Science

1. Matter and Energy
2. Sky and the Earth
3. Wind and Water
4. Weather



Word Recognition

Language Comprehension

Background knowledge

facts, concepts, etc.

Vocabulary

breadth, precision, links, etc.

Language structures

syntax, semantics, etc.

Verbal reasoning

inference, metaphor, etc.

Literacy knowledge

print concepts, genres, etc.

Sight recognition

of familiar words.

Decoding

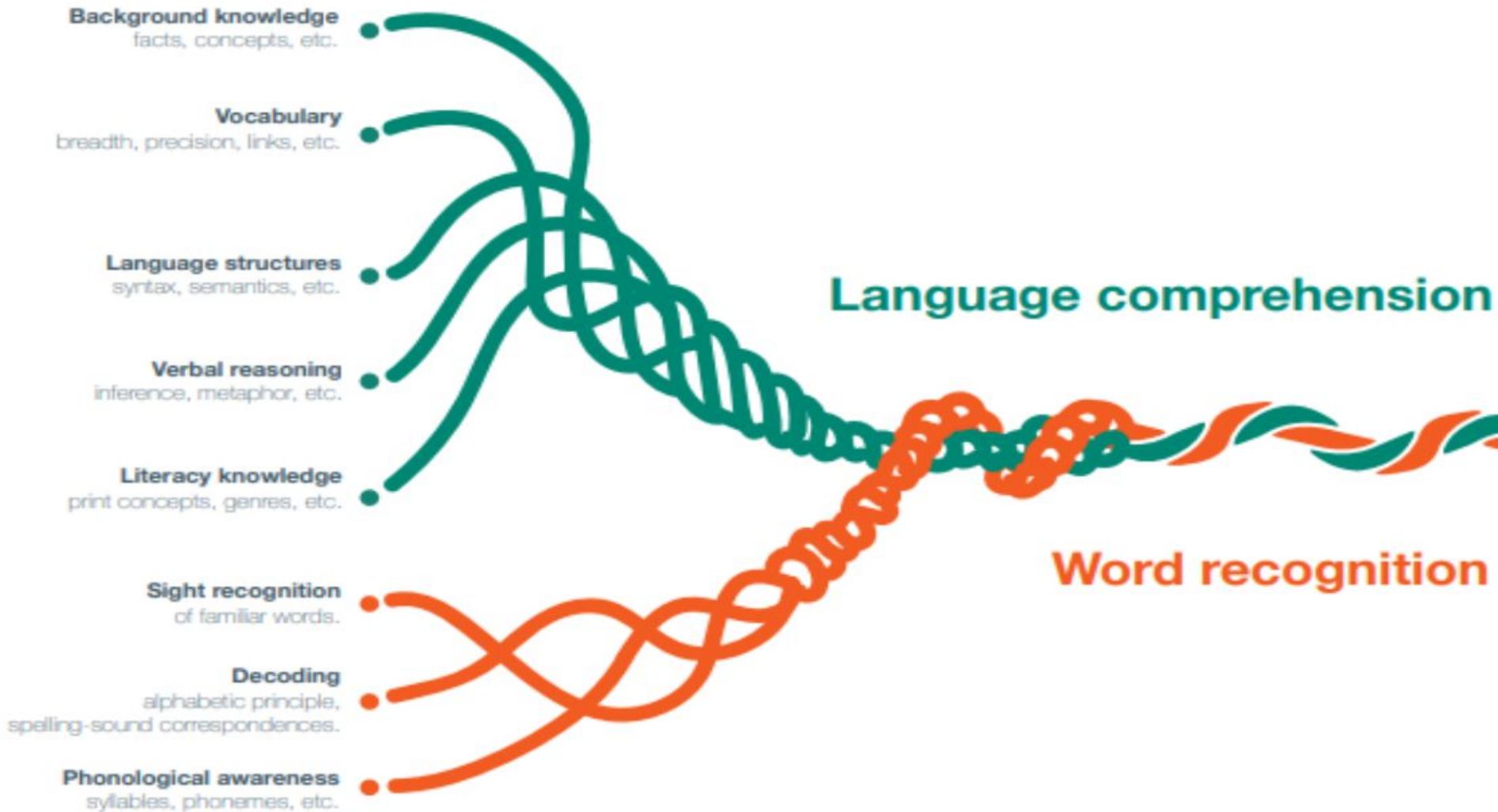
alphabetic principle,
spelling-sound correspondences.

Phonological awareness

syllables, phonemes, etc.

Language comprehension

Word recognition



Homework

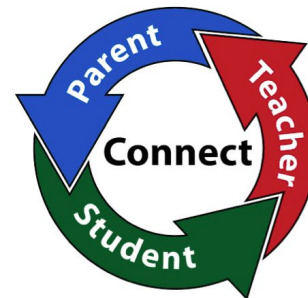
Mrs Aley-

- Reading nightly as a routine, but I'm not making that an assignment or reading log.
- Read the Decodable books when they come home.

Ms. Zhou-

Math homework is most daily, but many students finish in class.

Communication Plan



- Weekly newsletters in Monday folders.
- Emails work great for quick and general information.
- We can call you from the classroom phones when something more specific, sensitive, or private needs to be communicated.
- Voicemail during school hours:

Aley: 623-445-4741

shay.aley@dvusd.org

Zhou: 623-445-4756

kexin.zhou@dvusd.org

Behavior Expectations

All procedures and expectations:

Be safe, be responsible, be respectful, be ready to learn.

We give random reinforcement with words, gestures, and Gecko Gold.

We use the clip chart for extra reminders.

Cool-down corners when students “need a minute.”

Buddy Room and reflection sheets.

Social Emotional Learning: All Things E.Q.

Video


Letter

Culture Camp: Class meeting to discuss the Motto and related Life Skills and Lifelong Guidelines.





DEER VALLEY
Unified School District



DVUSD

Grading Practices

Desert Sage Curriculum Night Presentation, 8/2023



Kindergarten

Standards Grade Scale

Students in Kindergarten will receive marks for their proficiency toward the grade level standards using the following scale.

4 = Applies grade level skills with greater depth or complexity

3 = Demonstrates grade level proficiency

2 = Approaches grade level proficiency

1 = Displays a significant lack of grade level proficiency

Students in Kindergarten do not receive overall course grades.

Citizenship Marks

E = Excellent

S = Satisfactory

N = Needs Improvement

U = Unsatisfactory

Citizenship (Conduct)				
E = Excellent S = Satisfactory N = Needs Improvement U = Unsatisfactory "X" indicates need for improvement				
Homeroom Student Citizenship (Conduct)	Q1	Q2	Q3	Q4
Listens attentively				
Follows directions				
Stays on task				
Works well independently				
Functions as a group member				
Is prepared for class				
Completes Work in a Timely manner				
Respects rights and property of all				
Exhibits self control				
Follows school and classroom rules				
Displays Appropriate Playground Behavior				
Penmanship				

PowerSchool Parent Portal



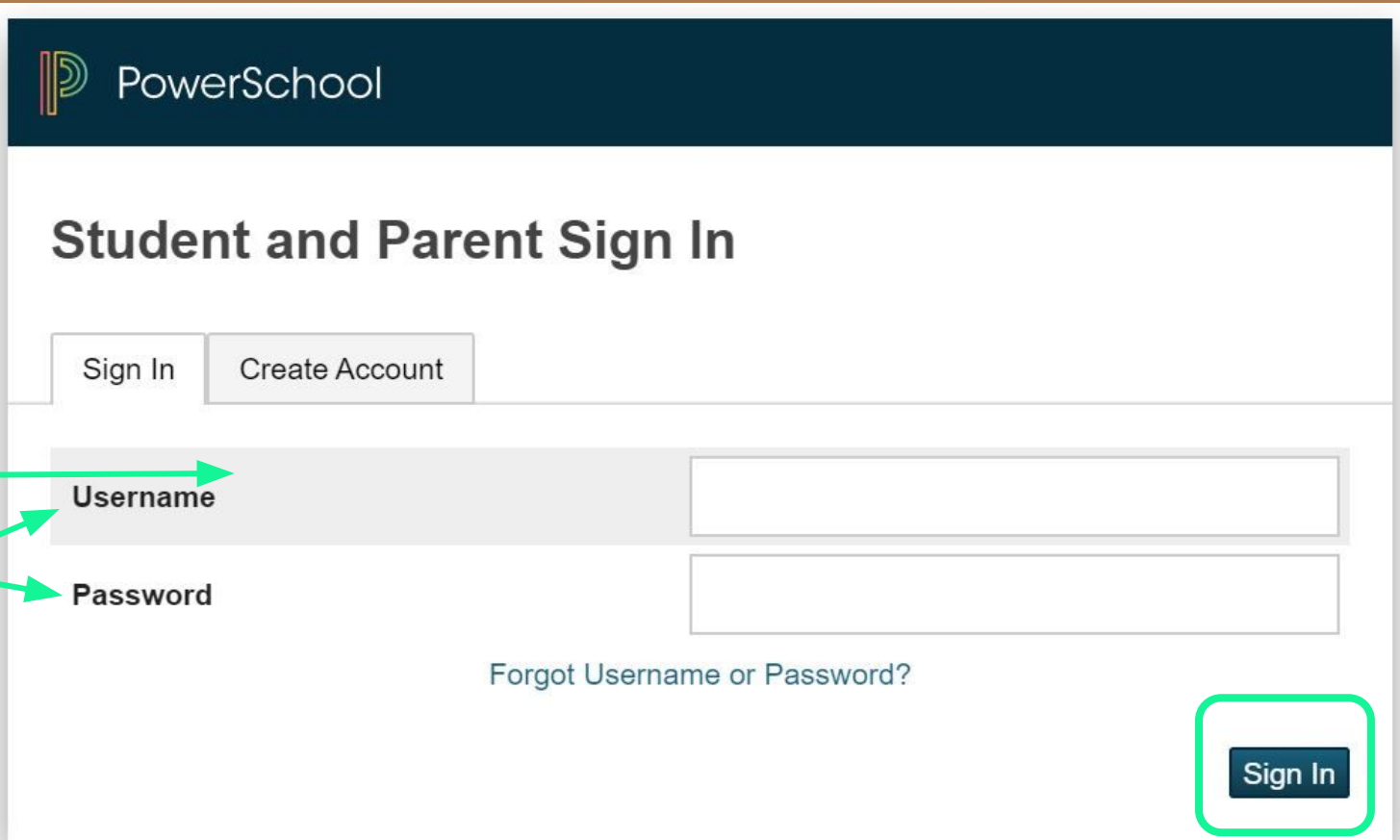
Students in Kindergarten will receive a grade report every quarter. Parents can view student grades and attendance on the PowerSchool Parent portal.

Go to:

ps.dvusd.org/public

If you **do not have an account**, see front office for access codes. Then click CREATE ACCOUNT on the parent portal.

If you **have an account**, enter your Username and Password and click SIGN IN.



The image shows the PowerSchool login interface. At the top is a dark blue header with the PowerSchool logo. Below the header is a white section titled "Student and Parent Sign In". There are two tabs: "Sign In" (active) and "Create Account". The "Sign In" tab contains two input fields: "Username" and "Password". A green arrow points from the text "enter your Username" to the Username field, and another green arrow points from "Password" to the Password field. Below the fields is a link "Forgot Username or Password?". In the bottom right corner, the "Sign In" button is highlighted with a green rounded rectangle.

PowerSchool

Student and Parent Sign In

Sign In Create Account

Username

Password

[Forgot Username or Password?](#)

Sign In


Copyright © 2005-2018 PowerSchool Group LLC and/or its affiliate(s). All rights reserved.

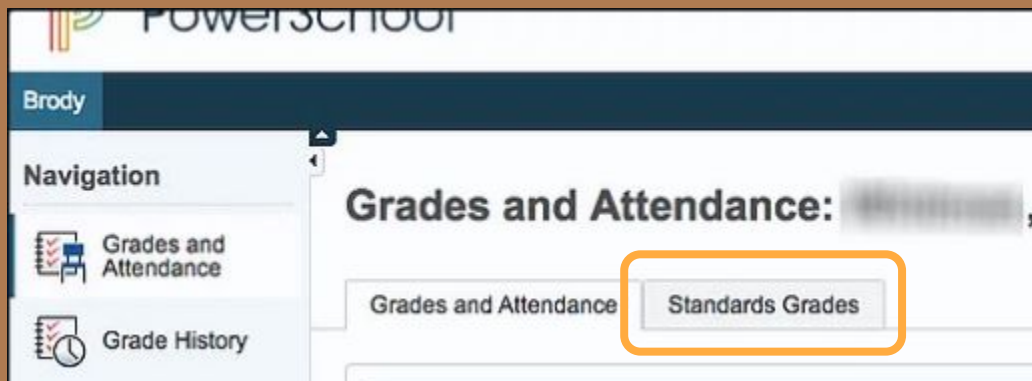
All trademarks are either owned or licensed by PowerSchool Group LLC and/or its affiliates.

On the **Grades & Attendance** page, you will see the **number of absences** your child has had.

You will also see the **course grades for the Special Area classes**. Click on the course grade to see the assignments that were graded for the course.

The **citizenship mark** for each Special Area course is located under the course grade.

Course	Q1	Q2	S1	Q3	Q4
Home Room - Kindergarten 					
Writing - Kindergarten					
Social Studies - Kindergarten					
Science - Kindergarten					
Reading - Kindergarten					
Math - Kindergarten					
Kindergarten					
Spanish Partial immersion - Kinder					
P.E. - Kindergarten	A S	A S		A S	A E
Music - Kindergarten	A E	A E		A S	A E
Spanish-Kindergarten	A E	A E		A E	A E
Art - Kindergarten	A	A S		A	A S



Click on the **Standards Grades tab** to see the overall grades for each standard for the marking period.

Quick Lookup

Standards Grades

☐ Show Standards with No Grades

Expand All

Collapse All

Completed Sections

AM-PM(M-F) Home Room - Kindergarten

▶ CSB(M-F) Kindergarten

▶ CSB(M-F) Math - Kindergarten

▶ CSB(M-F) Reading - Kindergarten

▶ CSB(M-F) Science - Kindergarten






▶ CSB(M-F) Social Studies - Kindergarten

Note: Citizenship (Conduct) marks for non-special area courses will be in the “Kindergarten” list. Expand the course to see the marks.

Click on arrow beside the course title to expand the selection or click on Expand All.


Once the **course is expanded**, you will see the **overall average grade** for each standard for each marking period shown as a **4, 3, 2, or 1**.

Not all standards are worked on or measured each quarter.

▼ CSB(M-F) Math - Kindergarten				
Standards	Q1	Q2	Q3	Q4
K.CC.A.1 Count to 100 by ones and by tens. K.CC.A.1 	1	2	3	4
K.CC.A.2 *Count forward from a given number other than one, within the known sequence (Starting at the number 5, count up to 11.). K.CC.A.2 	--	2	3	3
K.CC.A.3 *Write numbers from 0 to 20. Represent a number of objects with a written numeral 0 to 20 (with 0 representing a count of no objects). K.CC.A.3 	3	3	3	3
K.CC.B.5 *Count to answer questions about "How many?" when 20 or fewer objects are arranged in a line, a rectangular array, or a circle, or as many as 10 things in a scattered configuration; given a number from 1 to 20, count out that many objects. K.CC.B.5 	3	3	3	3
K.G.A.1 *Describe objects in the environment using names of shapes, and describe the relative positions of these objects using terms such as above, below, beside, in front of, behind, and next to. K.G.A.1 	--	3	--	--



DEER VALLEY
Unified School District



Grading Practices Resources:

www.dvUSD.org/grading



Grades 1-2

Citizenship Marks

E = Excellent

S = Satisfactory

N = Needs Improvement

U = Unsatisfactory

Citizenship (Conduct)				
E = Excellent S = Satisfactory N = Needs Improvement U = Unsatisfactory "X" indicates need for improvement				
Homeroom Student Citizenship (Conduct)	Q1	Q2	Q3	Q4
Listens attentively				
Follows directions				
Stays on task				
Works well independently				
Functions as a group member				
Is prepared for class				
Completes Work in a Timely manner				
Respects rights and property of all				
Exhibits self control				
Follows school and classroom rules				
Displays Appropriate Playground Behavior				
Penmanship				

Standards Grade Scale

Students in 1st and 2nd grades will receive marks for their proficiency toward the grade level standards using the following scale.

4 = Applies grade level skills with greater depth or complexity

3 = Demonstrates grade level proficiency

2 = Approaches grade level proficiency

1 = Displays a significant lack of grade level proficiency

NE = No evidence (missing work)

EXAMPLE Standards Grade Calculation

Week 5 Quiz

Standard A 2

Standard B 2

Week 6 Quiz

Standard B 3

Standard C 1

Standard D 2

Chapter Test

Standard A 3

Standard B 3

Standard C 2

Standard D 3

Unit Project

Standard B 3

Standard C 3

Standard D 4

Standard A

2
3
4

Most Recent
3

3

Standard B

2
3
3
3

3

Standard C

1
2
3

2

Standard D

2
3
4

3

EXAMPLE

Overall Course Grade Calculation

Standard A Standard B Standard C Standard D

$$\begin{array}{c} \textcircled{3} \quad + \quad \textcircled{3} \quad + \quad \textcircled{2} \quad + \quad \textcircled{3} \end{array}$$

$$11 \div 4 \text{ Standards}$$

$$2.75$$

$$2.75 \div 4 = 69\%$$

S

4 categories
grade scale

EXAMPLE

Standards Grade Calculation

Topic Quiz

Standard A 3

Standard B 2

Standard C 2

Mid-Module Test

Standard A 4

Standard B 3

Standard C 3

End of Module Test

Standard A 4

Standard B 4

Standard C 3

Standard A

3

4

4

Standard B

2

3

4

Standard C

2

3

3

4

3

3

EXAMPLE Overall Course Grade Calculation

Standard A Standard B Standard C

$$\begin{array}{c} \textcircled{4} \quad + \quad \textcircled{3} \quad + \quad \textcircled{3} \end{array}$$

$$10 \div 3 \text{ Standards}$$

3.33

$$3.33 \div 4 = 83\%$$

E

4 categories
grade scale

Course Grade Scale

The **most recent three** of the marks entered for a standard will be **averaged to produce an overall grade for the standard**. Then all of the overall standards marks will be averaged together to produce a course grade. The course grade will use the following scale:

E = Excellent (80-100%)

S = Satisfactory (60-79%)

N = Needs Improvement (42-59%)

U = Underperforming (0-41%)

PowerSchool Parent Portal



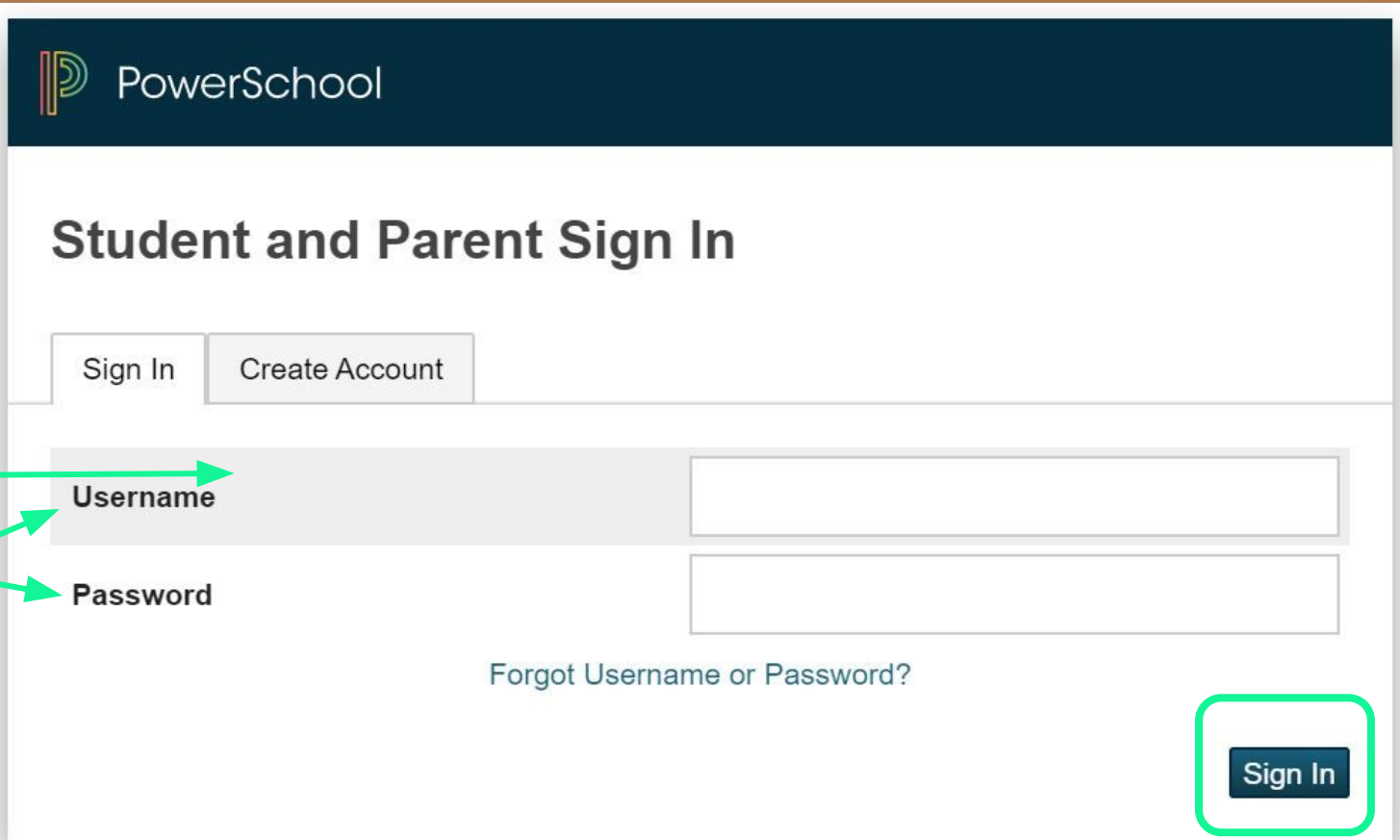
Students in 1st and 2nd grades will receive a grade report every quarter. Parents can view student grades and attendance on the PowerSchool Parent portal.

Go to:

ps.dvUSD.org/public

If you **do not have an account**, see front office for access codes. Then click CREATE ACCOUNT on the parent portal.

If you **have an account**, enter your Username and Password and click SIGN IN.



The image shows the PowerSchool login interface. At the top is a dark blue header with the PowerSchool logo. Below the header is a white section titled "Student and Parent Sign In". There are two tabs: "Sign In" (active) and "Create Account". Below the tabs are two input fields: "Username" and "Password". A green arrow points from the text "enter your Username" to the Username field, and another green arrow points from "Password" to the Password field. Below the Password field is a link that says "Forgot Username or Password?". In the bottom right corner, there is a dark blue "Sign In" button, which is highlighted with a green rounded rectangle.

PowerSchool

Student and Parent Sign In

Sign In Create Account

Username

Password

[Forgot Username or Password?](#)

Sign In

Copyright © 2005-2018 PowerSchool Group LLC and/or its affiliate(s). All rights reserved.

All trademarks are either owned or licensed by PowerSchool Group LLC and/or its affiliates.






On the **Grades & Attendance page**, you will see the **number of absences** your child has had.

You will also see the **course grades for each course**. Click on the course grade to see the assignments that were graded for the course.

The **citizenship mark for each Special Area course** is located under the course grade.

Course	Q1	Q2	S1	Q3	Q4
Home Room					
Social Studies	S				
Science	S				
ELA Writing	E				
ELA Reading	E				
Math	N				
P.E.	S				
Music	E S				
Art - 1st Grade	E				
Foreign Language	E E				

When you **click on a course grade**, you can see a list of grade entries.

Due Date	Category	Assignment	Flags								Score
10/05/2021	Assessment	Different Types of Maps									
10/01/2021	Coursework	Technology: Past, Present, and Future									
08/20/2021	Assessment	Super Citizen									

Assignments will be marked with a symbol:



Click on the blue **SHOW STANDARDS icon** to see the marks for the **standard(s) measured on the assignment.**



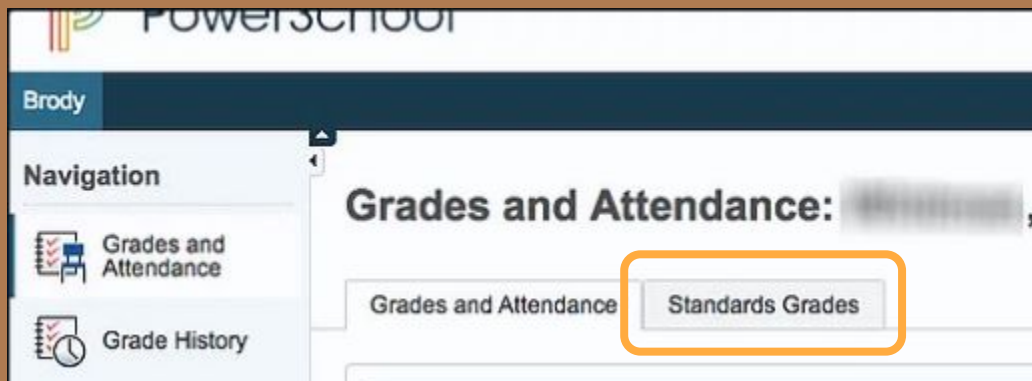
Collected (student has submitted the assignment for a grade)



Missing (student did not submit the assignment)



Exempt (assignment does not count toward the overall grade)



Click on the Standards Grades tab to see the overall grades for each standard for the marking period.

Quick Lookup Standards Grades

☐ Show Standards with No Grades **Expand All** Collapse All

Completed Sections

- ▶ AM-PM(M-F) Home Room
- ▶ CSB(M-F) **ELA Reading**
- ▶ CSB(M-F) **ELA Writing**
- ▶ CSB(M-F) **Math - 1st Grade**
- ▶ CSB(M-F) **Science - 1st Grade**
- ▶ CSB(M-F) **Social Studies - 1st Grade**










Note: Citizenship (Conduct) marks for non-special area courses will be in the “Home Room” list. Expand the Home Room course to see the marks.

Click on arrow beside the course title to expand the selection or click on Expand All.

Once the **course is expanded**, you will see the **overall average grade** for each standard for each marking period shown **as a 4, 3, 2, or 1**.

Not all standards are worked on or measured each quarter.

▼ CSB(M-F) ELA Reading		
Standards	Q1	
2.RD.1 Apply phonics and word analysis skills. 2.RF.3		
2.RD.2 Read with accuracy and fluency to support comprehension. 2.RF.4	3	
2.RD.3 Identify key ideas, details and story elements. 2.RL.1,7/2.RI.1	3	
2.RD.4 Determine the central message, lesson, moral, topic. 2.RL2/2.RI.2/2.SL.2	3	
2.RD.5 Describe how characters respond to events and challenges. 2.RL.9/2.RI.9	3	
2.RD.6 Know, use, and describe the structure of a text. 2.RL.9/2.RI.9	3	
2.RD.7 Compare and contrasts two texts. 2.RL9/2.RI.9		
2.RD.8 Acknowledge differences in the points of view of characters. 2.RL.6	3	
2.RD.9 Determine the meaning of words in text. 2.RI.4	3	
2.RD.10 Identify the main purpose of a text and provide support. 2.RI.6.8	3	
2.RD.11 Read & comprehend literature & informational text in the 2nd-3rd text complexity band. 2.RL.10/2.RI.10	3	

Due Date	Category	Assignment	Flags						Score
10/05/2021	Assessment	Different Types of Maps							
10/01/2021	Coursework	Technology: Past, Present, and Future							
08/20/2021	Assessment	Super Citizen							
		 2.C2.2 - *Explain how all people, not just official leaders, play important roles in the world. 2.C2.2							
		 2.C4.2 - *Explain how rules function in public settings. 2.C4.2							



After clicking on the blue SHOW STANDARDS icon, the **selection will expand to show the standards** that were measured **and the student's level of proficiency** on each standard.

PowerSchool Parent Portal

Old View

Quick Lookup

Standards Grades

Attendance By Class																
Exp	Last Week					This Week					Course	Q1	Q2	Q3	Q4	Y1
	M	T	W	H	F	M	T	W	H	F						
7(M-T,F)											P.E. - 1st Grade [redacted] Rm: [redacted] GYM	E+ 100 E	E+ 100 E	E+ 100 E	E+ 100 E	E+ 100 E
CSB(M-F)											ELA Writing - 1st Grade [redacted] - Rm: 119	S- 70	S- 75	S 80	[i]	S- 75
CSB(M-F)											Math - 1st Grade [redacted] Rm: 119	E 94	E- 91	E- 92	[i]	E 93
CSB(M-F)											Social Studies - 1st Grade [redacted] Rm: 119	E 93	E 96	E 92	[i]	E 94
CSB(M-F)											Science - 1st Grade [redacted] Rm: 119	E 93	E 96	E 95	[i]	E 95

Change: No plus or minus indicators

No Change: Letter Grades E/S/N/U

New View

Quick Lookup		Standards Grades														
Attendance By Class																
Exp	Last Week					This Week					Course	Q1	Q2	Q3	Q4	Y1
	M	T	W	H	F	M	T	W	H	F						
7(M-T,F)											P.E. - 1st Grade - Rm: GYM	E 100	E 100	E 100	E 100	E 100
CSB(M-F)											ELA Writing - 1st Grade - Rm: 119	S 70	S 75	S 80	[i]	S 75
CSB(M-F)											Math - 1st Grade - Rm: 119	E 94	E 91	E 92	[i]	E 93
CSB(M-F)											Social Studies - 1st Grade - Rm: 119	E 93	E 96	E 93	[i]	E 94
CSB(M-F)											Science - 1st Grade - Rm: 119	E 93	E 96	E 95	[i]	E 95

No Change: Percentages shown on 0-100% scale

No Change: Citizenship marks on E/S/N/U scale

2nd Grade Parents will see a few changes from last school year.



DEER VALLEY

PowerSchool Parent Portal

Old View

Due Date	Category	Assignment	Flags	Score	%	Grade
03/07/2023	Classwork	Biography Presentation		10/10	100	E-
02/24/2023	Classwork	Rosa Parks Comprehension		9/10	90	E-
02/09/2023	Classwork	Biography Writing		10/10	100	E+
		2.SP3.3 - Generate questions about a source as it relates to an event or development. 2.SP3.3		4		
		2.SP3.4 - *Gather relevant information from one or two sources. 2.SP3.4		3		
		2.SP3.5 - Ask and answer questions about explanations and arguments. 2.SP3.5		3		
		2.SP3.6 - *Present a summary of an argument or explanation using print, oral, or digital tech. 2.SP3.6		4		

Change: No plus or minus indicators

Change: Scores aligned to actual performance

New View

Due Date	Category	Assignment	Flags	Score	%	Grade
03/07/2023	Classwork	Biography Presentation		10/10	100	E
02/24/2023	Classwork	Rosa Parks Comprehension		9/10	90	E
02/09/2023	Classwork	Biography Writing		9/10	90	E
		2.SP3.3 - Generate questions about a source as it relates to an event or development. 2.SP3.3		4		
		2.SP3.4 - *Gather relevant information from one or two sources. 2.SP3.4		3		
		2.SP3.5 - Ask and answer questions about explanations and arguments. 2.SP3.5		3		
		2.SP3.6 - *Present a summary of an argument or explanation using print, oral, or digital tech. 2.SP3.6		4		

No Change: Expand to see proficiency marks

No Change: Proficiency marks on 1-4 scale

2nd Grade Parents will see a few changes from last school year.



DEER VALLEY

Missing Work

An assignment is considered as missing work when it is not submitted by the due date.

Missing work will be treated as such:

- The assignment will be marked with the “Missing” special code in the gradebook
- A 49% will be entered as the score for the assignment in the gradebook
- No Evidence (NE) will be entered for the standards attached to the assignment
- If the work is submitted, it will be marked as late and the assignment score (49%) will be changed to reflect the student’s actual score with no deductions or penalties

Late Work

An assignment is considered late work when the assignment is not submitted by the due date that was established, but is submitted by the end of the marking period.

The student will be issued **full credit** for the work submitted (no added penalties or caps on the grade that can be earned). The teacher will mark the student's assignment with the "Late" special code. If the assignment is an assessment, the proficiency level of the standards attached will be entered.


Reassessment

Retake: The student completes another assessment of the same learning targets. The assessment to be retaken may be in the same format or a different format. The higher of the two scores will be entered in the gradebook.

- Students may retake an assessment one time.
- Students must request to retake an assessment.
 - ***A reassessment request must be made within 10 school days after receiving the assessment score***
- Retakes can be in another format.
- For Retakes - the original score is replaced, if the new score is higher. The new score will not be capped or penalized.
- Teachers may administer reassessments until the marking period is closed.



DEER VALLEY
Unified School District



Grading Practices Resources:

www.dvUSD.org/grading



Grades 3-6

Citizenship Marks

E = Excellent

S = Satisfactory

N = Needs Improvement

U = Unsatisfactory

Standards Grade Scale

Students in 3rd through 8th grades will receive marks for their proficiency toward the grade level standards using the following scale.

4 = Highly Proficient

3 = Proficient

2 = Partially Proficient

1 = Minimally Proficient

NE = No evidence (missing work)

Categories and Weights

ASSESSMENT = 80%

COURSEWORK = 20%

PRACTICE = 0%

Course Grade Scale

Assignment/assessment scores will be averaged to produce an **overall course grade for the standard**. The course grade will be based upon the following grade scale:

A = 90-100%

B = 80-89%

C = 70-79%

D = 60-69%

F = 0-59%



Grading Guidance Chart 3rd-12th grade



DEER VALLEY
Unified School District

Grading Guide

Teachers will enter scores for assignments in the gradebook based upon student performance of the standards.

Highly Proficient A 100%-90%			Proficient B 89%-80%		Proficient C 79%-70%	
100%-97%	96%-94%	93%-90%	89%-85%	84%-80%	79%-75%	74%-70%
All 4's on standards	All 4's except for one 3	Mostly 4's with some 3's and/or 2's	Mostly 3's with some 4's All 3's on standards	Mostly 3's and 4's with a 2	Mostly 3's with some 2's	Mostly 2's with 3's and/or 4's
Partially Proficient D 69%-60%			Minimally Proficient F 59%-50%			
69%-65%		64%-60%	59%-56%		55%-50%	
Mostly 2's and 3's with a 1		All 2's on standards	Mostly 2's and some 1's		All 1's on standards	
			No Evidence			
			49%-0%			
						

Grading Guidance Chart

Give assessment over 2 standards

Determine 1-4 score on rubric for each standard

Use chart to identify percentage band based on rubric grades

Highly Proficient A 100%-90%		
100-97	96-94	93-90
All 4's on standard	All 4's except for one 3	Mostly 4's with some 3's and/or 2's

Grade 96% A

- Standard A: 3
- Standard B: 4

Enter percentage for the assessment. Teacher will determine which % in the range to use.

Grade is referenced from proficiency level on standard. Only percentage calculates into final grade.

3
4
96%
A

Grading Guidance Chart

Give assessment over 4 standards

Determine 1-4 score on rubric for each standard

Use chart to identify percentage band based on rubric grades

Proficient B 89%-80%	
89%-85%	84%-80%
Mostly 3's with some 4's All 3's on standards	Mostly 3's and 4's with a 2

Grade 84% B

- Standard A: 3
- Standard B: 4
- Standard C: 3
- Standard D: 2

Enter percentage for the assessment. Teacher will determine which % in the range to use.

Grade is referenced from proficiency level on standard. Only percentage calculates into final grade.

2 3 4
84%
B

PowerSchool Parent Portal



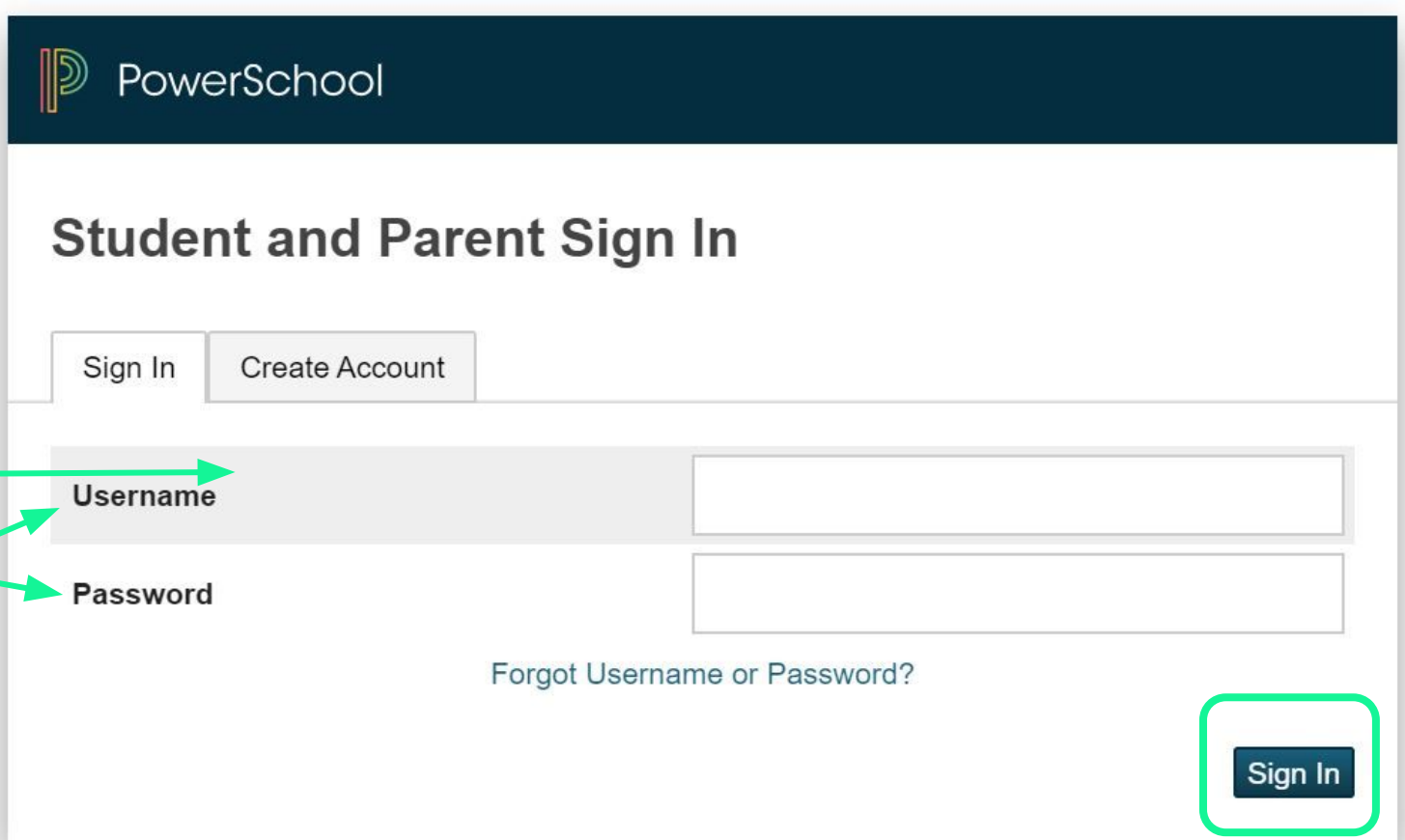
Students in 3rd-8th grades will receive a grade report every quarter. Parents can view student grades and attendance on the PowerSchool Parent portal.

Go to:

ps.dvUSD.org/public

If you **do not have an account**, see front office for access codes. Then click CREATE ACCOUNT on the parent portal.

If you **have an account**, enter your Username and Password and click SIGN IN.



The image shows the PowerSchool login interface. At the top is a dark blue header with the PowerSchool logo. Below the header is a white section titled "Student and Parent Sign In". There are two tabs: "Sign In" (active) and "Create Account". Below the tabs are two input fields: "Username" and "Password". A green arrow points from the text "enter your Username" to the Username field, and another green arrow points from "Password" to the Password field. Below the Password field is a link that says "Forgot Username or Password?". In the bottom right corner, there is a dark blue "Sign In" button, which is highlighted with a green rounded rectangle.

PowerSchool

Student and Parent Sign In

Sign In Create Account

Username

Password

[Forgot Username or Password?](#)

Sign In

Copyright © 2005-2018 PowerSchool Group LLC and/or its affiliate(s). All rights reserved.


All trademarks are either owned or licensed by PowerSchool Group LLC and/or its affiliates.

You will also see the **course grades for each course**. Click on the course grade to see the assignments that were graded for the course.















The **citizenship mark** for each course is located under the course grade.

Quick Lookup

Standards Grades

Attendance By Class																	
Exp	Last Week					This Week					Course	Q1	Q2	Q3	Q4	Y1	
	M	T	W	H	F	M	T	W	H	F							
AM-PM(M-F)											Home Room	0	0	0	S	[i]	[i]
CSB(M-F)											Art - 5th Grade	A 93 N	A 94 S	A 95 S	A 90 S	A 93	
CSB(M-F)											Music - 5th Grade	A 100	A 94 E	C 73 E	D 60	B 80	
CSB(M-F)											P.E. - 5th Grade 	A 100 E	A 95 E	A 100 E	[i]	A 100	

When you **click on a course grade**, you can see a list of grade entries.

ELA Reading		Exp. CSB(M-F)									
Term:		Q1									
Final Letter Grade ¹ :		C									
Final Percent:		74									
Teacher Comments:											
Section Description:											
PowerTeacher Pro Assignments											
Due Date	Category	Assignment		Flags				Score	%	Grade	 
09/29/2022	Assessment	Wordly Wise 4 test						15/25	60	D	
09/17/2022	Assessment	C.W. comp. test	 					7/13 	53	F	View 
09/15/2022	Assessment	C.W. Vocab. test p. 40	 					5/5	100	A-	View
09/15/2022	Coursework	C.W. Word Analysis p. 39						4/5	80	B	
09/14/2022	Assessment	Wordly Wise Test 3						17/20	85	B	
09/13/2022	Coursework	Vocab. p. 31						8/16 	50	F	View
09/02/2022	Coursework	L.B. comprehension						8.5/14 	60.71	D	View



Click on the blue **SHOW STANDARDS** icon to see the marks for the **standard(s)** measured on the assignment.

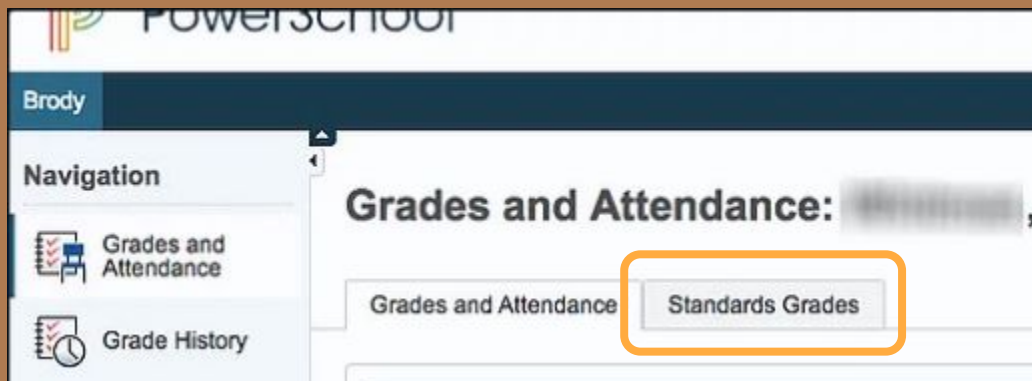
When the "View" link is shown, you can click on **"View"** to see **additional information** about the gradebook entry.

Assignments may be marked with a symbol. See the Legend at the bottom of the page for information about the meaning of each symbol.

Legend

¹ - This final grade may include assignments that are not yet published, or may be the result of special weighting used by the teacher. [Click to view additional information on special weighting.](#)

Icons  - Standards |  - Has Description |  - Has Comment |  - Weighted Assignment |  - Collected |  - Late |  - Missing |  - Exempt from Final Grade |  - Absent |  - Incomplete |  - Excluded



Click on the Standards Grades tab to see the overall grades for each standard for the marking period.

Quick Lookup Standards Grades

☐ Show Standards with No Grades **Expand All** Collapse All

Completed Sections










- ▶ CSB(M-F) ELA Reading
- ▶ CSB(M-F) ELA Writing
- ▶ CSB(M-F) Math
- ▶ CSB(M-F) Science
- ▶ CSB(M-F) Social Studies

Click on arrow beside the course title to expand the selection or click on Expand All.

Once the **course is expanded**, you will see the **overall average grade** for each standard for each marking period shown as a **4, 3, 2, or 1**.

Not all standards are worked on or measured each quarter.

▼ CSB(M-F) ELA Reading		
Standards	Q1	
2.RD.1 Apply phonics and word analysis skills. 2.RF.3		
2.RD.2 Read with accuracy and fluency to support comprehension. 2.RF.4	3	
2.RD.3 Identify key ideas, details and story elements. 2.RL.1,7/2.RI.1	3	
2.RD.4 Determine the central message, lesson, moral, topic. 2.RL2/2.RI.2/2.SL.2	3	
2.RD.5 Describe how characters respond to events and challenges. 2.RL.9/2.RI.9	3	
2.RD.6 Know, use, and describe the structure of a text. 2.RL.9/2.RI.9	3	
2.RD.7 Compare and contrasts two texts. 2.RL9/2.RI.9		
2.RD.8 Acknowledge differences in the points of view of characters. 2.RL.6	3	
2.RD.9 Determine the meaning of words in text. 2.RI.4	3	
2.RD.10 Identify the main purpose of a text and provide support. 2.RI.6.8	3	
2.RD.11 Read & comprehend literature & informational text in the 2nd-3rd text complexity band. 2.RL.10/2.RI.10	3	

Due Date	Category	Assignment	Flags						Score
10/05/2021	Assessment	Different Types of Maps							
10/01/2021	Coursework	Technology: Past, Present, and Future							
08/20/2021	Assessment	Super Citizen							
		 2.C2.2 - *Explain how all people, not just official leaders, play important roles in the world. 2.C2.2							
		 2.C4.2 - *Explain how rules function in public settings. 2.C4.2							



After clicking on the blue SHOW STANDARDS icon, the **selection will expand to show the standards** that were measured **and the student's level of proficiency** on each standard.

PowerSchool Parent Portal – 3rd–6th Grades

Old View

New View

Quick Lookup

Standards Grades

Attendance By Class																
Exp	Last Week					This Week					Course	Q1	Q2	Q3	Q4	Y1
	M	T	W	H	F	M	T	W	H	F						
1(M-T,H-F)											Beginning Band	A+ 100 E	A+ 100 E	A+ 99 E	[i]	A+ 99
AM-PM(M-F)											Home Room	0	0	0 S	[i]	[i]
CSB(M-F)											Art - 5th Grade	A 97 S	A+ 98 S	A 95 S	A 96 S	A
CSB(M-F)											Music - 5th Grade	A+ 100 E	A+ 102 E	B 81 E	A+ 100 E	A 93

Attendance By Class																
Exp	Last Week					This Week					Course	Q1	Q2	Q3	Q4	Y1
	M	T	W	H	F	M	T	W	H	F						
AM-PM(M-F)			L								Home Room	0	0	0 S	[i]	[i]
CSB(M-F)											Art - 5th Grade	A 92 N	A 94 S	A 95 S	A 90 S	A 93
CSB(M-F)											Music - 5th Grade	A 100 E	A 94 E	C 73 E	D 60	B 80
CSB(M-F)											P.E. - 5th Grade	A 100 E	A 95 E	A 100 E	[i]	A 100

Change: No plus or minus indicators

No Change: Letter Grades A-F

No Change: Percentages shown on 0-100% scale

No Change: Citizenship marks on E/S/N/U scale

Parents will see a few changes from last school year.



DEER VALLEY

PowerSchool Parent Portal: 3rd-6th Grades

Old View

New View

PowerTeacher Pro Assignments

Due Date	Category	Assignment	Flags	Score	%	Grade
12/12/2022	Quizzes	Module 3 topic B quiz		100/100	100	A+
12/07/2022	Quizzes	Sprint (8's)		70/100	70	C-
12/01/2022	Tests	Module 3 Mid-Assessment		92/100	92	A-
11/30/2022	Quizzes	Module 3 Topic C quiz		100/100	100	A+
		3.OA.A.2 - Interpret whole number quotients of whole numbers (e.g., interpret $56 \div 8$ as the number of objects in each group when 56 objects are partitioned equally into 8 groups, or as a number of groups when 56 objects are partitioned into equal groups of 8 objects each). 3.OA.A.2		3		
11/18/2022	Quizzes	Module 3 topic B quiz		100/100	100	A+
11/14/2022	Quizzes	Module 3 Topic A quiz		81/100	81	B-
		3.OA.C.7 - *Fluently multiply & divide within 100. 3.OA.C.7		3		
11/03/2022	Tests	End of Module 2 assessment		70/100	70	
		3.MD.A.1a - *Tell & write time to the nearest minute & measure time intervals in minutes. 3.MD.A.1a		3		
		3.NBT.A.3 - Multiply one-digit whole numbers by multiples of 10 in the range 10 to 90 using strategies based on place value and the properties of operations (e.g., 9×80 , 5×60). 3.NBT.A.3		3		
		3.OA.A.2 - Interpret whole number quotients of whole numbers (e.g., interpret $56 \div 8$ as the number of objects in each group when 56 objects are partitioned equally into 8 groups, or as a number of groups when 56 objects are partitioned into equal groups of 8 objects each). 3.OA.A.2		3		

PowerTeacher Pro Assignments

Due Date	Category	Assignment	Flags	Score	%	Grade
12/12/2022	Quizzes	Module 3 topic B quiz		100/100	100	A
12/07/2022	Quizzes	Sprint (8's)		70/100	70	C
12/01/2022	Tests	Module 3 Mid-Assessment		92/100	92	A
11/30/2022	Quizzes	Module 3 Topic C quiz		89/100	89	B
		3.OA.A.2 - Interpret whole number quotients of whole numbers (e.g., interpret $56 \div 8$ as the number of objects in each group when 56 objects are partitioned equally into 8 groups, or as a number of groups when 56 objects are partitioned into equal groups of 8 objects each). 3.OA.A.2		3		
11/18/2022	Quizzes	Module 3 topic B quiz		100/100	100	A
11/14/2022	Quizzes	Module 3 Topic A quiz		85/100	85	B
		3.OA.C.7 - *Fluently multiply & divide within 100. 3.OA.C.7		3		
11/03/2022	Tests	End of Module 2 assessment		83/100	83	B
		3.MD.A.1a - *Tell & write time to the nearest minute & measure time intervals in minutes. 3.MD.A.1a		3		
		3.NBT.A.3 - Multiply one-digit whole numbers by multiples of 10 in the range 10 to 90 using strategies based on place value and the properties of operations (e.g., 9×80 , 5×60). 3.NBT.A.3		3		
		3.OA.A.2 - Interpret whole number quotients of whole numbers (e.g., interpret $56 \div 8$ as the number of objects in each group when 56 objects are partitioned equally into 8 groups, or as a number of groups when 56 objects are partitioned into equal groups of 8 objects each). 3.OA.A.2		3		

Change: No plus or minus indicators

Change: Scores aligned to actual performance

No Change: Expand to see proficiency marks

No Change: Proficiency marks on 1-4 scale

Parents will see a few changes from last school year.



DEER VALLEY

Missing Work

An assignment is considered as missing work when it is not submitted by the due date.

Missing work will be treated as such:

- The assignment will be marked with the “Missing” special code in the gradebook
- A 49% will be entered as the score for the assignment in the gradebook
- No Evidence (NE) will be entered for the standards attached to the assignment
- If the work is submitted, it will be marked as late and the assignment score (49%) will be changed to reflect the student’s actual score with no deductions or penalties

Late Work

An assignment is considered late work when the assignment is not submitted by the due date that was established, but is submitted by the end of the marking period.

The student will be issued **full credit** for the work submitted (no added penalties or caps on the grade that can be earned). The teacher will mark the student's assignment with the "Late" special code. If the assignment is an assessment, the proficiency level of the standards attached will be entered.


Reassessment

Retake: The student completes another assessment of the same learning targets. The assessment to be retaken may be in the same format or a different format. The higher of the two scores will be entered in the gradebook.

- Students may retake an assessment one time.
- Students must request to retake an assessment.
 - ***A reassessment request must be made within 10 school days after receiving the assessment score***
- Retakes can be in another format.
- For Retakes - the original score is replaced, if the new score is higher. The new score will not be capped or penalized.
- Teachers may administer reassessments until the marking period is closed.



DEER VALLEY
Unified School District



Grading Practices Resources:

www.dvUSD.org/grading

Gecko Gathering Events

September 8



follow us on
twitter

@DesertSageElem



