

Elementary Facility Plan Citizen Task Force Recommendations

December 9, 2024



Purpose and Need

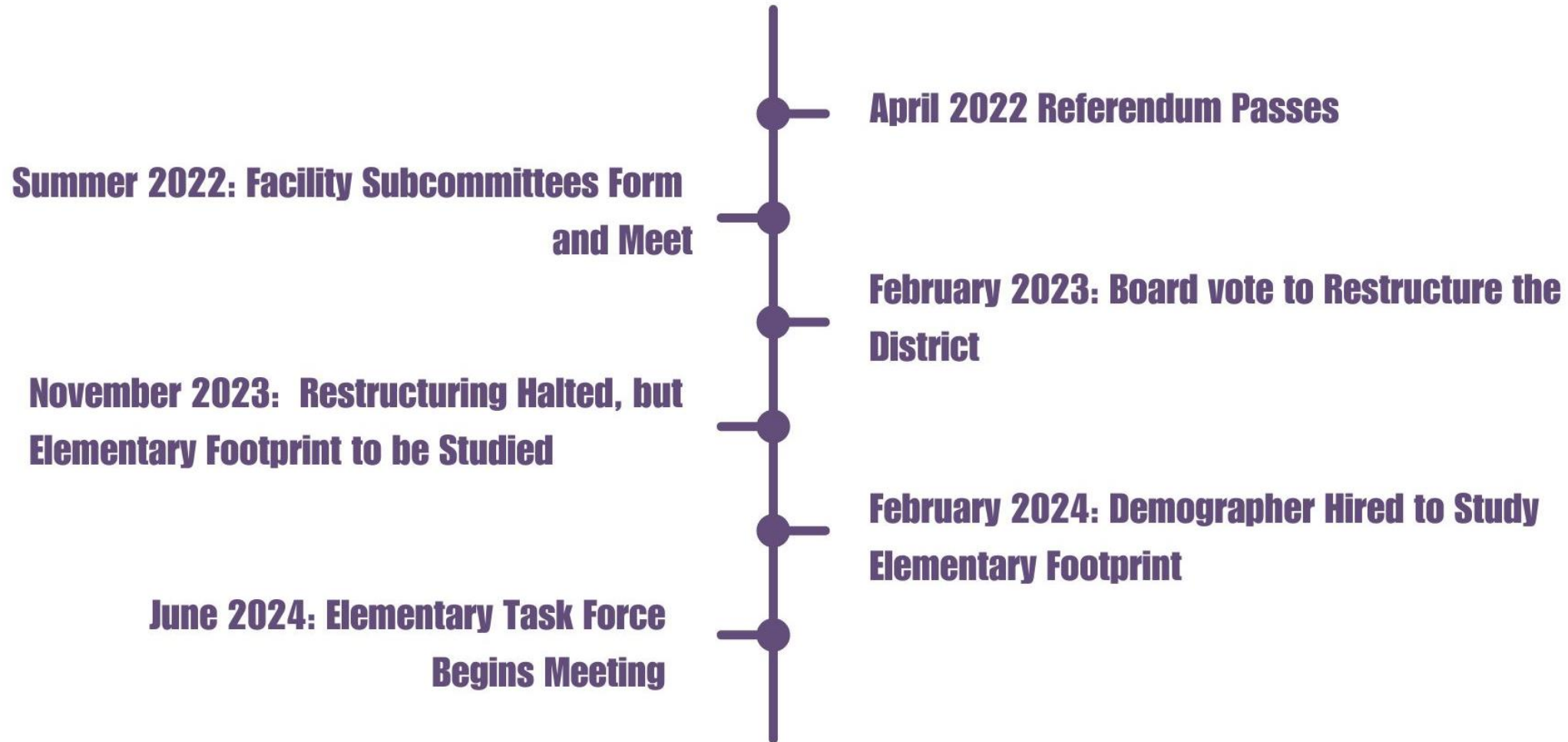


What are the issues we are trying to resolve?

- Over 1,100 empty seats in District's 13 elementary schools today—projected to grow to around 1,300 empty seats by 2027 if no changes
- Projected \$2 to \$3 million annual operating deficit by 2027
- Aging building infrastructure—nearly \$25 million in 10-year deferred maintenance needs across 13 elementary buildings
- These factors are driven by demographic, economic, and policy factors beyond the District's control
- The Wausau School District is not alone in facing these issues




How did we get here?



Who are the Task Force members?

- Consultant advised a maximum Task Force size of 45 members to allow range of people and interests, but also workable meetings with meaningful interaction
- Members applied and randomly selected in Spring 2024, with representation among parents with children in WSD schools, residents without children in WSD schools, and elementary educators and support staff
- Other community members invited to follow, and [Web page](#) has been maintained with all information to provided to and from the Task Force



Review of Task Force's Charge from Board

- Develop, evaluate, and *recommend one or two preferred elementary school facility options* by the end of 2024
- Advise *whether the number of elementary schools in the District should be reduced and if so, then how, where, and when*
- Serve as factual “key communicators” to and from the District community throughout the process
- Prepare and present a report summarizing findings and advisory recommendations to the School Board, with consultant and administrative support
- Consider student enrollment projections, whether 4K should be included in all elementary schools, conditions and locations of school buildings, and other option evaluation criteria approved by School Board following Task Force advice



Elementary Facility Option Evaluation Criteria

Board asked the Task Force to use the following criteria in its preparation, evaluation, and recommendation of different facility options:

1. *Fiscal Responsibility*: This highest priority criterion should consider building improvements, staffing requirements, and capital and operational costs relative to District financial constraints.
2. *Efficient Building Utilization*: Current and projected enrollment should be reasonably balanced among our elementary schools, not substantially (i.e., more than 30%) below functional building capacities, and not above functional building capacities.



Review of Option Evaluation Criteria

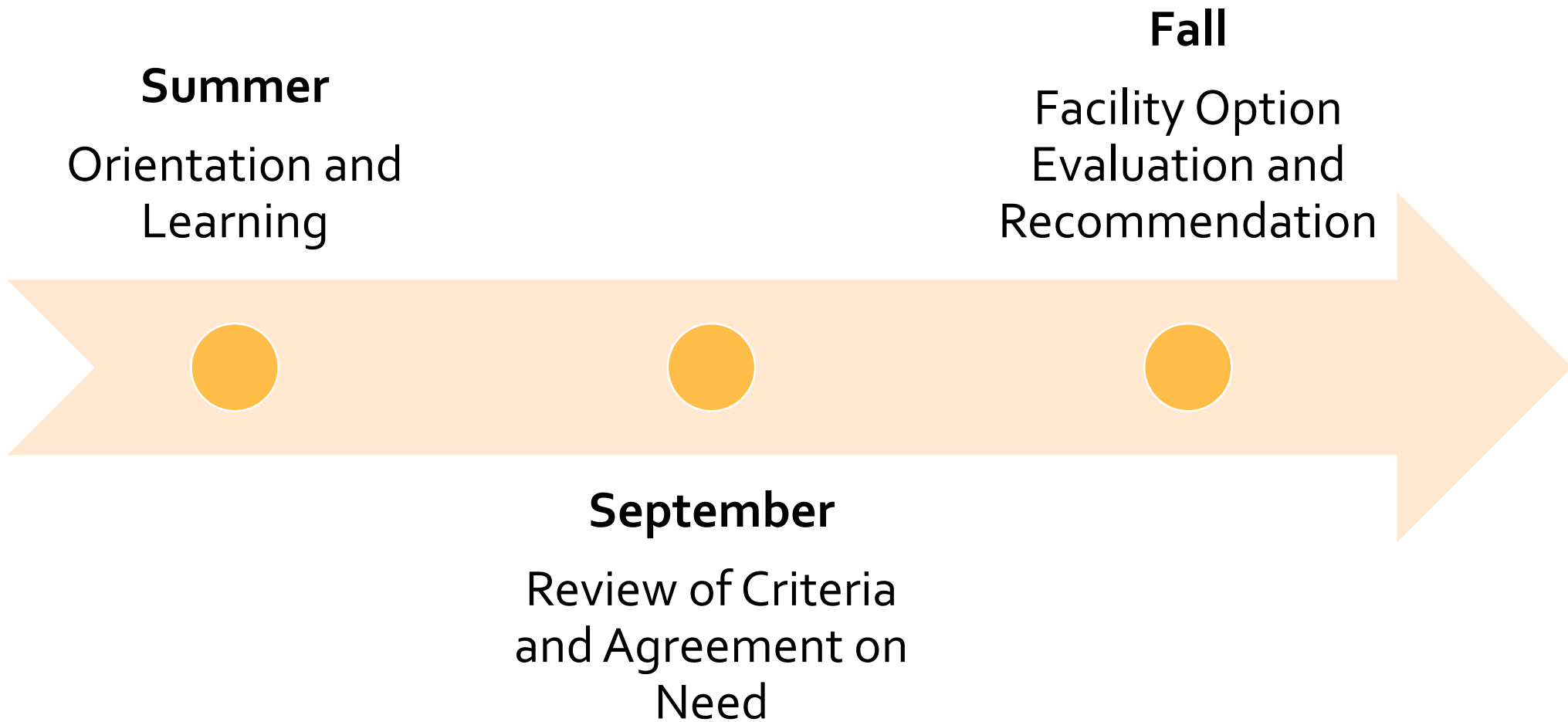
3. *Maintain Educational Opportunities:* Extent to which the option provides a full and equal range of educational services and offerings across all standard elementary schools.
4. *Minimize Impact on Students:* The number of students affected by any changes should be minimized to the extent practical, except that movements of too small of groups should also be minimized.
5. *Schools Close to Students:* Elementary school buildings should be close to where concentrations of students live, and where students can safely walk to school.



Task Force Process Steps



Task Force Process Overview



Task Force Process Overview

- Overall, Task Force met 9 times covering 23 hours of meeting time and including over 80 small- and full-group discussions
- Over 50 emails sent from administration to Task Force over process
- Members asked many questions, including 96 included in “Questions & Responses” document
- Task Force considered general options to close schools, 10 different individual facility consolidation options, 2 “bundles” of options, and 3 possible “variations” to these bundles



Task Force Agreement on Need



Evaluation of Broad Elementary School Closure Scenarios Elementary Facility Plan Citizen Task Force

Close No Schools (13 remain)	Close 1 School (12 remain)	Close 2 Schools (11 remain)	Close 3 Schools (10 remain)	Close 4 Schools (9 remain)
Criterion 1 Fiscal Responsibility <ul style="list-style-type: none">• \$118 million operating budget• Projected \$2.5 million deficit by 2027• No savings through building closure	Criterion 1 Fiscal Responsibility <ul style="list-style-type: none">• \$150-\$200K less in annual operating expenses (not including staff)• \$300-\$350K less in annual staff expenses through attrition (by year 3)	Criterion 1 Fiscal Responsibility <ul style="list-style-type: none">• \$300-\$400K less in annual operating expenses (not including staff)• \$600-\$700K less in annual staff expenses through attrition (by year 3)	Criterion 1 Fiscal Responsibility <ul style="list-style-type: none">• \$450-\$600K less in annual operating expenses (not including staff)• \$900K-\$1M less in annual staff expenses through attrition (by year 3)	Criterion 1 Fiscal Responsibility <ul style="list-style-type: none">• \$600-\$800K less in annual operating expenses (not including staff)• \$1.2-\$1.4M less in annual staff expenses through attrition (by year 3)
Criterion 2 Efficient Building Utilization <ul style="list-style-type: none">• Avg 2027 per-school enrollment: 248• Avg 2027 building utilization: 71%• Elementary building capacities:4,550	Criterion 2 Efficient Building Utilization <ul style="list-style-type: none">• Avg 2027 per-school enrollment: 269• Avg 2027 building utilization: 77%• Elementary building capacities:4,200	Criterion 2 Efficient Building Utilization <ul style="list-style-type: none">• Avg 2027 per-school enrollment: 293• Avg 2027 building utilization: 84%• Elementary building capacities:3,850	Criterion 2 Efficient Building Utilization <ul style="list-style-type: none">• Avg 2027 per-school enrollment: 323• Avg 2027 building utilization: 92%• Elementary building capacities:3,500	Criterion 2 Efficient Building Utilization <ul style="list-style-type: none">• Avg 2027 ES Enrollment: 358• Avg 2027 building utilization: 102%• Elementary building capacities:3,150
Criterion 3 Maintain Educational Opportunities <ul style="list-style-type: none">• 6 AGR schools maintained• Avg 2 sections per grade per school• Unbalanced class sizes among schools• Same traveling staff among schools• No "collaborative & safe" environment changes	Criterion 3 Maintain Educational Opportunities <ul style="list-style-type: none">• Likely to maintain 6 AGR schools• Likely avg 2 grade sections/school• Unbalanced class sizes among schools• Similar traveling staff among schools• Marginal "collaborative & safe" improvements thru closure choice	Criterion 3 Maintain Educational Opportunities <ul style="list-style-type: none">• Likely to maintain 6 AGR schools• Avg 2-3 grade sections/school• Somewhat more balanced class sizes• Fewer travelling staff among schools• Some "collaborative & safe" improvements thru closure choices	Criterion 3 Maintain Educational Opportunities <ul style="list-style-type: none">• Probable to maintain 6 AGR schools• Likely avg 3 grade sections/school• More balanced class sizes with capacity challenges emerging• Fewer travelling staff among schools• Greater "collaborative & safe" improvements thru closure choices	Criterion 3 Maintain Educational Opportunities <ul style="list-style-type: none">• Challenge to maintain 6 AGR schools• Avg 3 sections per grade per school• More balanced but some overpopulated classes• Fewer travelling staff among schools• Even more "collaborative & safe" improvements thru closure choices
Criterion 4 Minimize Impact on Students <ul style="list-style-type: none">• No students would change schools	Criterion 4 Minimize Impact on Students <ul style="list-style-type: none">• ~250 students (8%) change schools• 1-to-1 school consolidation possible	Criterion 4 Minimize Impact on Students <ul style="list-style-type: none">• ~500 students (16%) change schools• 1-to-1 school consolidation possible	Criterion 4 Minimize Impact on Students <ul style="list-style-type: none">• ~750 students (23%) change schools• 1-to-1 school consolidation more challenging	Criterion 4 Minimize Impact on Students <ul style="list-style-type: none">• ~1,000 students (31%) change schools• 1-to-1 consolidation improbable
Criterion 5 Schools Close to Students <ul style="list-style-type: none">• 5 east side schools remain open• 8 west side schools remain open	Criterion 5 Schools Close to Students <ul style="list-style-type: none">• 4-5 east side schools remain open• 7-8 west side schools remain open	Criterion 5 Schools Close to Students <ul style="list-style-type: none">• 3-4 east side schools remain open• 7-8 west side schools remain open	Criterion 5 Schools Close to Students <ul style="list-style-type: none">• 3-4 east side schools remain open• 6-7 west side schools remain open	Criterion 5 Schools Close to Students <ul style="list-style-type: none">• 3-4 east side schools remain open• 5-6 west side schools remain open
My Notes	My Notes	My Notes	My Notes	My Notes

At its September 11th meeting, all Task Force members agreed that up to four elementary schools should be closed based on review against criteria—without being specific on which schools at that point



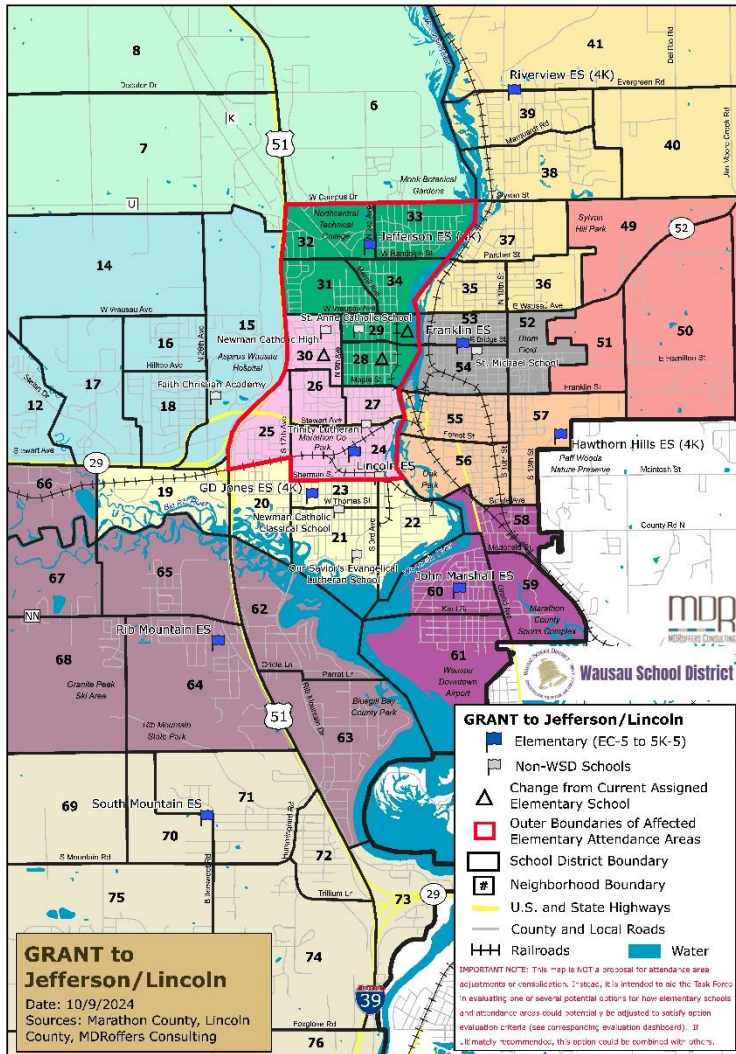
Task Force Narrowing of Schools to Consider

Elementary School	"Candidate"	"Question Mark"	"Unlikely"
Franklin		XXXXXX	XXXX
G.D. Jones (4K)			XXXXXXXXXX
Grant	XXXXXXX	XX	X
Hawthorn Hills (4K)	XXX	XXXXXX	X
Hewitt-Texas	XXXXXXXXXX	X	
Jefferson (4K)			XXXXXXXXXX
John Marshall	XXX	XXX	XXX
Lincoln	XX	XXXXXX	XX
Maine		XXXXXX	XXXX
Rib Mountain	XXXXXX	XXX	X
Riverview (4K)			XXXXXXXXXX
South Mountain			XXXXXXXXXX
Stettin			XXXXXXXXXX

At its September 25th meeting, Task Force members voted on which schools were "candidates", "question marks", and "unlikely" for potential closure—again based on review against criteria



Task Force Evaluation of 10 Different Options



Elementary Facility Option Evaluation Dashboard

GRANT to Jefferson/Lincoln

10/9/24

PRIMARY CRITERION

Criterion 1: Fiscal Responsibility

10-year maintenance costs avoided	~\$3.0M
Annual operating cost reduction	\$140-\$160K
Staff expense reduction (through 3 yr attrition)	\$320-\$360K
State and federal funding impact (AGR/Title 1)	Low
Projected number of bus routes	1-2 more

Cost estimates are in 2024 dollars. Option could also yield one-time sale revenue.

CRITERION MET?

Yes No Not Sure

MY NOTES:

Criterion 2: Efficient Building Utilization

School	2023-24 Enrollment	Projected Enrollment 2027	Projected Enrollment 2035	Building Capacity
Grant	186	-	-	236-262
Jefferson (4K)	391	504	472	524-582
Lincoln	209	252	235	284-316

Enrollment per MDRoffers' projections; building capacity range per District.

CRITERION MET? Yes No Not Sure

MY NOTES:

Criterion 3: Maintain Educational Opportunities

School	Year built	Last addition/remodel	Site area	Separate gym & cafeteria?	A/C?	Learning space suitability
Grant	1910	2001	Small			Suitable
Jefferson	1956	2016	Small	X	X	Most Suitable
Lincoln	1970	1993	Small		X	More Suitable

CRITERION MET? Yes No Not Sure

MY NOTES:

Criterion 4: Minimize Impact on Students

Neighborhoods changing attendance areas	3 (4%)
2023-24 students changing attendance areas	186 (5%)
To Jefferson Elementary	130 (70%)
To Lincoln Elementary	56 (30%)
Impacts middle/high school attendance areas?	No

CRITERION MET? Yes No Not Sure

MY NOTES:

Criterion 5: Schools Close to Students

School	2023-24 elementary students living within:	2023-24 walking zone students reassigned to school	Longest estimated bus travel time	Preschool and wrap-around care providers within 1 mile
	1/4 mile 1 mile 2 miles			
Jefferson	46% 84% 100%	86	20-25 min	1
Lincoln	49% 91% 100%	46	20-25 min	3

CRITERION MET? Yes No Not Sure

MY NOTES:

This dashboard is NOT a proposal for attendance area adjustments or consolidation. Instead, it is intended to aid the Task Force in evaluating one of several potential options for how elementary schools and attendance areas could potentially be adjusted to satisfy these five option evaluation criteria. If ultimately recommended, this option could be combined with others. The October 9, 2024 Task Force meeting presentation provides more information on the methodologies for calculating metrics presented in this dashboard.

- Each option was accompanied by a map of possible attendance area changes and a dashboard comparing the option to the 5 criteria
- Members ranked and discussed how well each option meet the 5 criteria



Options and Task Force Preference Rankings

Elementary Facility Option	Average		
	11/13 Rank (lower # = higher rank)	#1 Ranks	#10 Ranks
Hewitt-Texas to Riverview	2.5	22	2
Grant to Jefferson (& 4K Academy from Jefferson to Lincoln)	2.9	7	0
Lincoln to G.D. Jones (& 4K Academy from G.D. Jones to Lincoln)	3.1	1	0
Hawthorn Hills to John Marshall/Franklin (& 4K to Riverview)	4.0	6	0
Rib Mountain to South Mountain/G.D. Jones	5.8	1	2
Grant to Jefferson/Lincoln	5.9	0	3
Franklin to Hawthorn Hills/Riverview	6.6	0	1
John Marshall to Hawthorn Hills (& Neigh. 55 to Franklin)	7.0	0	4
Hawthorn Hills to John Marshall/Franklin/Lincoln (& 4K to Riverview)	8.1	0	9
Lincoln to Grant/Hawthorn Hills	9.0	0	16



Focus of 12/4/2024 Task Force Meeting

- Discussed 2 potential option “bundles” and 3 potential “variations”
 - *Option* = involves the closing or repurposing of one elementary school, shifting its students to one or more remaining elementary schools
 - *Bundle* = grouping of individual elementary school facility consolidation options that may in combination meet the Board’s evaluation criteria
 - *Variation* = potential add-on or substitution within a bundle, or possibly an idea for future consideration or implementation
- Recommended a preferred and an alternative option bundle to the Board, plus recommendations on other related matters



Task Force Recommendations



Bundles, Variations, and Task Force Voting

25	5
----	---

Bundle 1: Hewitt-Texas to Riverview (including east side 4K Academy); Hawthorn Hills to John Marshall/Franklin; Lincoln to G.D. Jones; Grant to Jefferson; Lincoln repurposed as west side 4K Academy

0	0
---	---

Bundle 1 + Variation A: Bundle 1, except single 4K Academy at Hawthorn Hills instead of Lincoln and Riverview 4K Academies

2	6
---	---

Bundle 1 + Variation B: Bundle 1, plus Rib Mountain to expanded South Mountain option

3	17
---	----

Bundle 2: Hewitt-Texas to Riverview; Hawthorn Hills to John Marshall/Franklin; Grant to Jefferson/Lincoln

0	0
---	---

Bundle 2 + Variation A: Bundle 2, plus single 4K Academy at Hawthorn Hills instead of G.D Jones, Jefferson, and Riverview 4K Academies

4	0
---	---

Bundle 2 + Variation B: Bundle 2, plus Rib Mountain to expanded South Mountain option

0	2
---	---

Bundle 2 + Variation C: Bundle 2, plus Rib Mountain to South Mountain/G.D. Jones option

LEGEND:

XX: Number of #1 Votes for Bundle/Variation	XX: Number of #2 Votes for Bundle/Variation
---	---



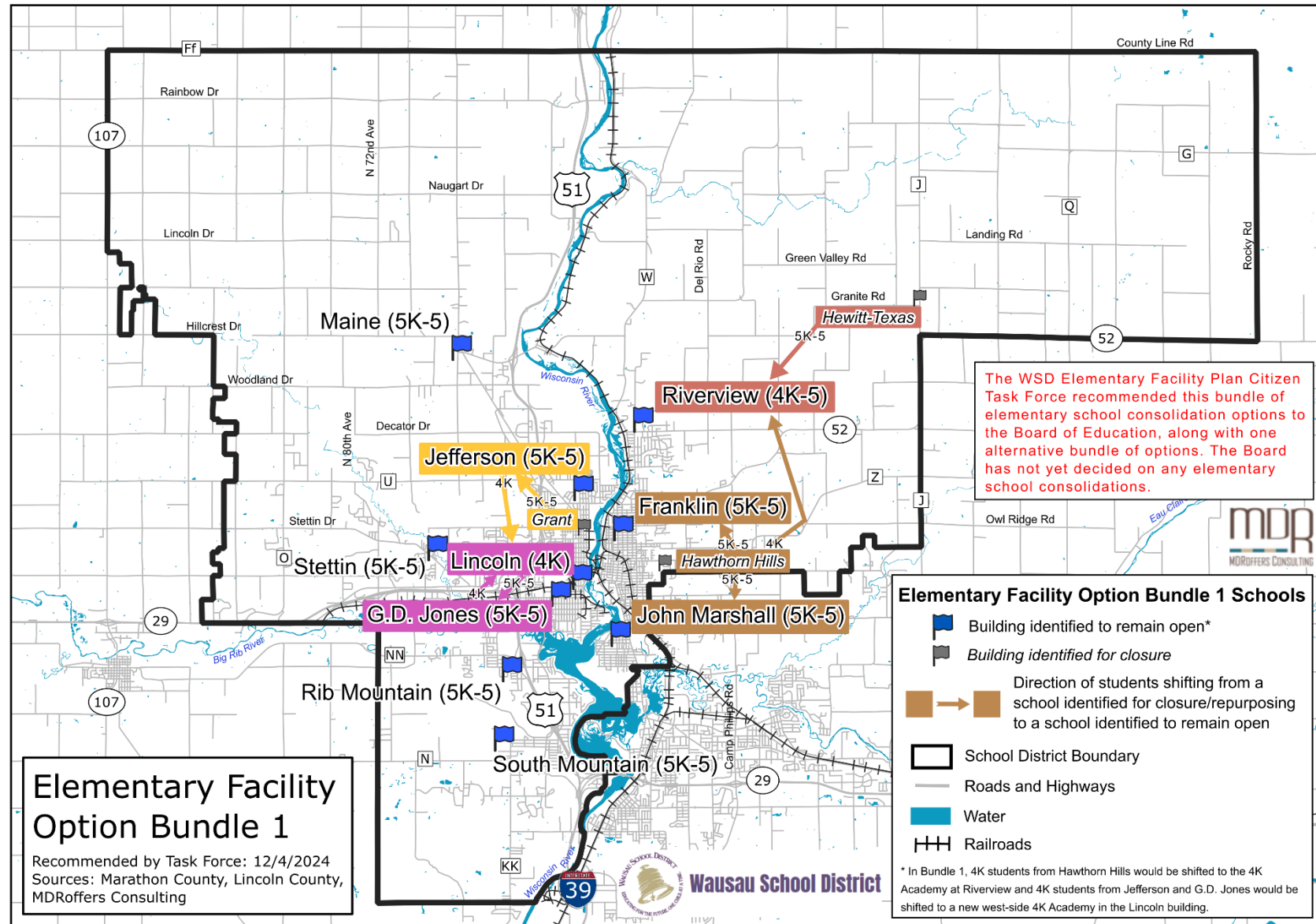
Task Force Voting and Recommendation

- 71% of Task Force members voted “base” Bundle 1 as their most preferred bundle/variation, and an additional 14% voted Bundle 1 as their second most preferred bundle (i.e., 90% support)
- 49% voted “base” Bundle 2 as their second most preferred bundle/variation, and an additional 9% voted Bundle 2 as their most preferred (#1) bundle
- Based on these results, the Task Force recommends Bundle 1 its recommended bundle, with Bundle 2 also presented to the Board as an alternative



Recommended Elementary Facility Option Bundle 1

- Hewitt-Texas to Riverview
- Hawthorn Hills to John Marshall/Franklin (& 4K Academy to Riverview)
- Lincoln to G.D. Jones (& 4K Academy from G.D. Jones to Lincoln)
- Grant to Jefferson (& 4K Academy from Jefferson to Lincoln)



Why Bundle 1?

- Comprised of the Task Force's 4 most preferred consolidation options
- Comprehensive solution to fill most of 1,300 empty elementary seats
- Closes or repurposes two east side and two west side schools
- Remaining schools regularly spaced in community
- 3 of 4 are "1-to-1 consolidations" (i.e., all students to 1 different school)
- "Receiver" schools have large populations of walking zone students
- All schools that would be closed do not have separate gym and cafeteria spaces; all receiver schools do have such separate spaces
- All receiver schools have at least "more suitable" learning spaces
- Cost savings prioritized



Bundle 1 Against the Evaluation Criteria

1. Fiscal Responsibility

10-year maintenance costs avoided	~\$4.1M
Annual operating cost reduction (not bussing)	\$0.4-\$0.5M
Annual staff expense reduction (thru 3 yr attrition)	\$1.6-\$1.8M
State and federal funding impact (AGR/Title 1)	Modest
Projected number of bus routes	6-7 more
“Receiver” schools currently without A/C	2 (Franklin, Marshall)
Number of WSD buildings available for sale	3

Cost estimates are in 2024 dollars. Estimated \$0.6 million to add A/C to Franklin and \$0.9 million to add A/C to Marshall, assuming that deferred maintenance heating system improvements are made at the same time.



Bundle 1 Against the Evaluation Criteria

2. Efficient Building Utilization

School	Grades Served	Projected Enrollment		Building Capacity
		2027	2035	
Franklin	5K-5	272	249	301-334
G.D. Jones	5K-5	498	483	528-587 ¹
Jefferson	5K-5	471	433	524-582 ¹
John Marshall	5K-5	293	271	329-366
Lincoln	4K Academy	252	258	284-316 ²
Maine	5K-5	235	237	248-276
Rib Mountain	5K-5	170	182	248-276
Riverview	4K Academy, 5K-5	544	524	557-619
South Mountain	5K-5	209	211	373-414
Stettin	5K-5	324	348	373-414
TOTAL	4K Academies + 5K-5	3,268	3,196	3,809-4,232

Would use about 85% of total functional building capacity (up from ~70% today)

¹ G.D. Jones's and Jefferson's capacities would decrease slightly as 5K-5 schools. Current EC-5 capacity shown.

² Lincoln's capacity would increase as a 1½-day 4K Academy. Current 5K-5 capacity is shown.



Bundle 1 Against the Evaluation Criteria

3. Maintain Educational Opportunities

School	Year built	Last addition/remodel	Usable Site Area	Separate gym & cafeteria?	A/C?	Learning space suitability
Franklin	1966	1996	Small	X		More Suitable
G.D. Jones	1997	2016	Small	X	X	Most Suitable
Jefferson	1956	2016	Small	X	X	Most Suitable
John Marshall	1922	2000	Small	X		More Suitable
Lincoln (4K only)	1970	1993	Small		X	More Suitable
Maine	1961	2000	Med.		X	Suitable
Rib Mountain	1955	1992	Med.		X	More Suitable
Riverview (4K)	1964	2022	Med.	X	X	Most Suitable
South Mountain	1997	2022	Large		X	More Suitable
Stettin	2000	2022	Large	X	X	More Suitable



Bundle 1 Against the Evaluation Criteria

4. Minimize Impact on Students

Neighborhoods changing attendance areas	18 (24%)
Estimated <u>5K-5</u> students changing attendance areas	679 (20%)
Impacts middle/high school attendance areas?	No



Bundle 1 Against the Evaluation Criteria

5. Schools Close to Students

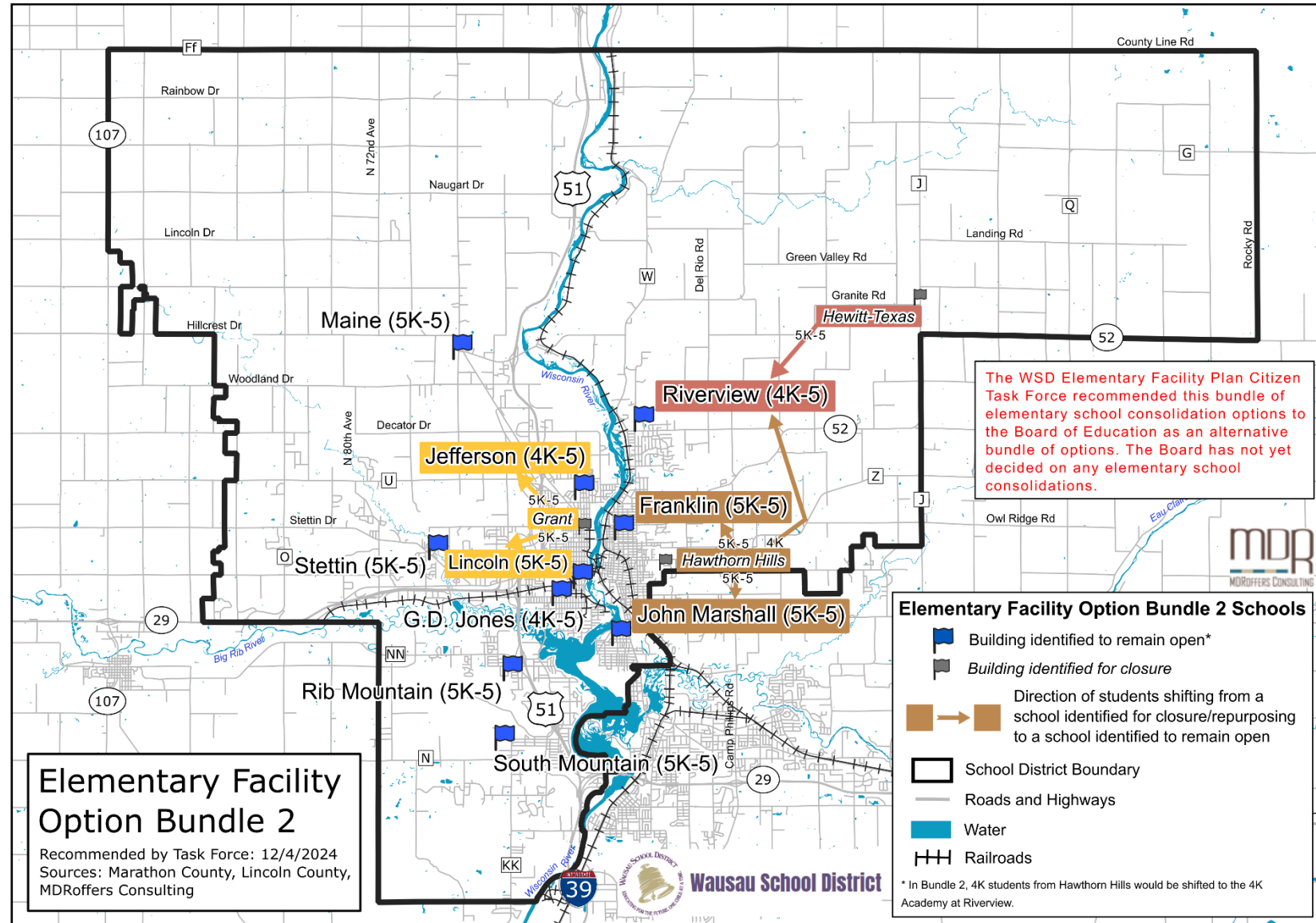
Receiver School	2023-24 elementary students living within...			2023-24 walking zone students reassigned to this school	Longest estimated bus travel time	Preschool and wrap-around care providers within 1 mile
	½ mile	1 mile	2 miles			
Franklin	61%	97%	100%	91	20-25 min	6
G.D. Jones	38%	90%	100%	94	20-25 min	3
Jefferson	43%	84%	100%	131	20-25 min	1
John Marshall	46%	62%	100%	88	20-25 min	2
Riverview (5K-5)	17%	33%	71%	0	35-45 min	0

- Roughly 250 4K students, most from the west side of the District, would attend a consolidated 4K Academy at Lincoln, which would no longer serve grades 5K-5.
- Riverview would serve as the District's east side 4K Academy, in addition to remaining a grade 5K-5 site.



Alternative Elementary Facility Option Bundle 2

- Hewitt-Texas to Riverview
- Hawthorn Hills to John Marshall/Franklin (& 4K Academy to Riverview)
- Grant to Jefferson/Lincoln



Why Bundle 2?

- Represents more modest, incremental solution than Bundle 1, resulting in less change for the community
- Fewer students would change schools compared to Bundle 1
- Not as significant of a 4K model shift as Bundle 1—Hawthorn Hills 4K Academy would relocate but other three current 4K sites remain
- All schools that would be closed do not have separate gym and cafeteria spaces; all “receiver” schools have such separate spaces
- Remaining schools reasonably spaced
- Receiver schools have large populations of walking zone students
- All receiver schools have at least “more suitable” learning spaces



Bundle 2 Against the Evaluation Criteria

1. Fiscal Responsibility

10-year maintenance costs avoided	~\$4.1M
Annual operating cost reduction (not bussing)	\$0.4-\$0.5M
Annual staff expense reduction (thru 3 yr attrition)	\$0.9-\$1.1M
State and federal funding impact (AGR/Title 1)	Modest
Projected number of bus routes	3-5 more
“Receiver” schools currently without A/C	2 (Franklin, Marshall)
Number of WSD buildings available for sale	3

Cost estimates are in 2024 dollars. Estimated \$0.6 million to add A/C to Franklin and \$0.9 million to add A/C to Marshall, assuming that deferred maintenance heating system improvements are made at the same time.



Bundle 2 Against the Evaluation Criteria

2. Efficient Building Utilization

School	Grades Served	Projected Enrollment		Building Capacity
		2027	2035	
Franklin	5K-5	272	249	301-334
G.D. Jones	4K Academy, 5K-5	465	467	528-587
Jefferson	4K Academy, 5K-5	504	472	524-582
John Marshall	5K-5	293	271	329-366
Lincoln	5K-5	252	235	284-316
Maine	5K-5	235	237	248-276
Rib Mountain	5K-5	170	182	248-276
Riverview	4K Academy, 5K-5	544	524	557-619
South Mountain	5K-5	209	211	373-414
Stettin	5K-5	324	348	373-414
TOTAL	4K Academies + 5K-5	3,268	3,196	3,809-4,232

Would use about 85% of total functional building capacity (up from ~70% today)



Bundle 2 Against the Evaluation Criteria

3. Maintain Educational Opportunities

School	Year built	Last addition/remodel	Usable Site Area	Separate gym & cafeteria?	A/C?	Learning space suitability
Franklin	1966	1996	Small	X		More Suitable
G.D. Jones (4K)	1997	2016	Small	X	X	Most Suitable
Jefferson (4K)	1956	2016	Small	X	X	Most Suitable
John Marshall	1922	2000	Small	X		More Suitable
Lincoln	1970	1993	Small		X	More Suitable
Maine	1961	2000	Med.		X	Suitable
Rib Mountain	1955	1992	Med.		X	More Suitable
Riverview (4K)	1964	2022	Med.	X	X	Most Suitable
South Mountain	1997	2022	Large		X	More Suitable
Stettin	2000	2022	Large	X	X	More Suitable



Bundle 2 Against the Evaluation Criteria

4. Minimize Impact on Students

Neighborhoods changing attendance areas	14 (18%)
Estimated <u>5K-5</u> students changing attendance areas	469 (14%)
Impacts middle/high school attendance areas?	No



Bundle 2 Against the Evaluation Criteria

5. Schools Close to Students

Receiver School	2023-24 elementary students living within...			2023-24 walking zone students reassigned to this school	Longest estimated bus travel time	Preschool and wrap-around care providers within 1 mile
	½ mile	1 mile	2 miles			
Franklin	61%	97%	100%	91	20-25 min	6
Jefferson	46%	84%	100%	86	20-25 min	1
John Marshall	46%	62%	100%	88	20-25 min	2
Lincoln	49%	91%	100%	46	20-25 min	3
Riverview (5K-5)	17%	33%	71%	0	35-45 min	0



Anticipated Questions



Why Consolidate 4K Academies? Per Task Force...

- Provides space for “1-to-1 consolidations” of Lincoln to G.D. Jones and Grant to Jefferson, which is a primary component of Bundle 1 and helps achieve “minimize student change” criterion
- Provides west side 4K Academy in central, accessible location at Lincoln, which has air conditioning and “more suitable” learning spaces
- If Hawthorn Hills closes, its 4K Academy program would need to be relocated (currently has around 30 4K students)
- Is cost-effective and enhances staff collaboration opportunities
- Would not impact partnerships with community partner sites



Why Close Hawthorn Hills? Per Task Force...

- About half-full currently—lowest percentage occupancy in District—with declining enrollment projected
- Fewer walkers than John Marshall and most other in-city schools—no WSD students to southeast and few to northeast of Hawthorn
- One road in-and-out presents challenges (especially if more students were instead shifted there in a different option)
- Lack of separate gym and cafeteria spaces presents challenges (especially if more students were instead shifted there)
- Closure facilitates regular spacing of east side schools and logical attendance areas, with all students within 2 miles of new schools



Why Close Hewitt-Texas? Per Task Force...

- Lowest current student enrollment by far (under 90 students), which is not projected to change much
- Most remote school in District, with limited open-enrollment-in from other school districts
- All students must be bussed there/no walking zone students
- Higher per-student operating costs than most other elementary schools
- Does not have a separate gym and cafeteria and has lower space suitability rating than most other school buildings
- Low student population means easiest “1-to-1 consolidation”
- Task Force acknowledged need to relocate Red Granite if building is sold



Why Close Grant? Per Task Force...

- Does not have separate gym and cafeteria spaces or air conditioning, and has lower space suitability rating than most other school buildings
- Oldest school in the District on one of its smallest sites
- Declining enrollment expected to continue
- Modest student population facilitates “1-to-1 consolidation”
- Closure facilitates regular spacing of west side schools and logical attendance areas, with all students within 2 miles of “receiver” Jefferson



Other Task Force Recommendations



Recommendation Re: Rib Mountain and South Mountain

- Different consolidation options involving Rib Mountain considered during the process, but not among the most highly ranked options
- “1-to-1 consolidation” option from Rib to South would require at least a 2-classroom addition at South Mountain to ensure fit
- South Mountain does not currently have separate cafeteria and gym spaces, so such a consolidation option may suggest a new cafeteria
- The Task Force advises that the District observe enrollment changes over the next several years at both Rib Mountain and South Mountain schools, considering the potential for consolidation involving these two schools at some point in the future



Recommended Existing Building Improvements

The Task Force advises that the District:

- Address as many of the 10-year deferred maintenance items in the CESA 10 Elementary Facilities Assessment as possible, both at recommended “receiver” schools and at other elementary schools that will remain following consolidation
- Improve each “receiver” school in the selected bundle with air conditioning where not already present (i.e., Franklin and John Marshall)



Recommended Attendance Area Finalization

- Consultant mapped and Task Force considered different future geographic attendance areas associated with consolidation options
- Method helped verify feasibility and evaluate different options against geographic-based criteria (e.g., “schools close to students”)
- Representations of future school attendance areas on those evaluation maps were represented as preliminary
- The Task Force advises that the School Board undertake a separate process to finalize new elementary school attendance areas, once the Board selects an elementary facility bundle



Other Task Force Recommendations

- Consider relocating District administrative functions currently at the Longfellow Administrative Center to one of its other remaining facilities, such as a high or middle school with excess capacity (but do not limit search to just these buildings)
- Work with the City and others to maintain a park/playground at the Grant site to serve the surrounding neighborhood, even if that building is otherwise sold and repurposed



Considerations



Next Steps

- Board questions, requests for further information, and responses when possible this evening
- Remaining responses, community input, Board discussion, and requested direction at a future Board meeting (date, time, location TBD)



Unsolicited Thoughts

- The administration and consultant are greatly appreciative to all Task Force members for their extraordinary commitment of time, energy, and creativity to this effort. It was a huge assignment.
- This is obviously a very difficult decision for the District and community, affecting a large number of people, but the need was fully supported by the Task Force
- Beyond financial savings, consider other opportunities and benefits that this effort may allow for the District and its residents, including improvements to remaining buildings
- We will help answer questions. Moving forward without all details all worked out is difficult, but likely necessary.



Elementary Facility Plan Citizen Task Force Recommendations

December 9, 2024

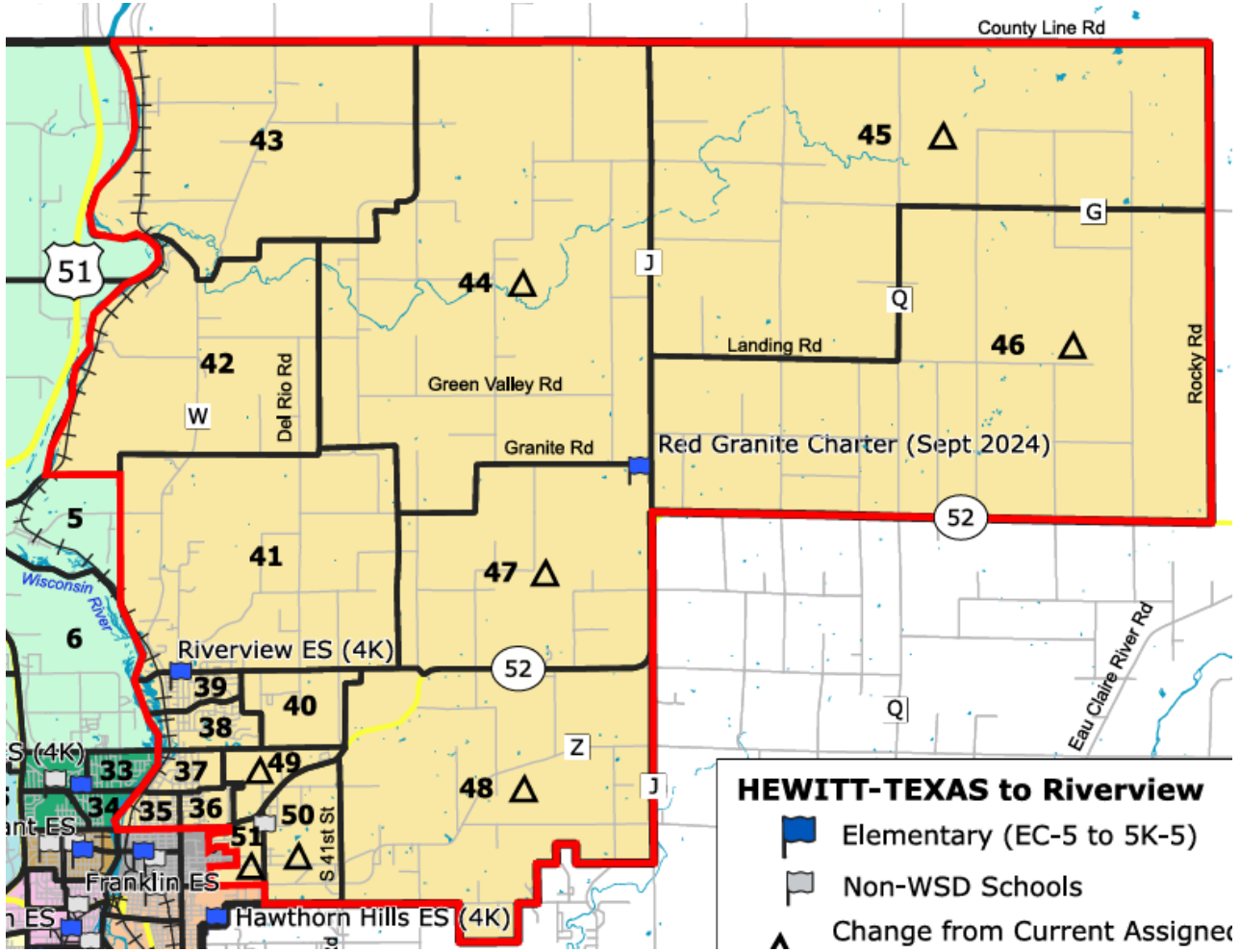


Supplemental
Information—NOT
PART OF
PRESENTATION



Hewitt-Texas to Riverview

Task Force 10/9 Review and Response to Option



Criterion 1: Fiscal Responsibility	Yes: 28 No: 2 Not Sure: 3
Criterion 2: Efficient Building Utilization	Yes: 29 No: 0 Not Sure: 4
Criterion 3: Maintain Educational Opportunities	Yes: 29 No: 4 Not Sure: 0
Criterion 4: Minimize Impact on Students	Yes: 29 No: 0 Not Sure: 4
Criterion 5: Schools Close to Students	Yes: 26 No: 5 Not Sure: 2

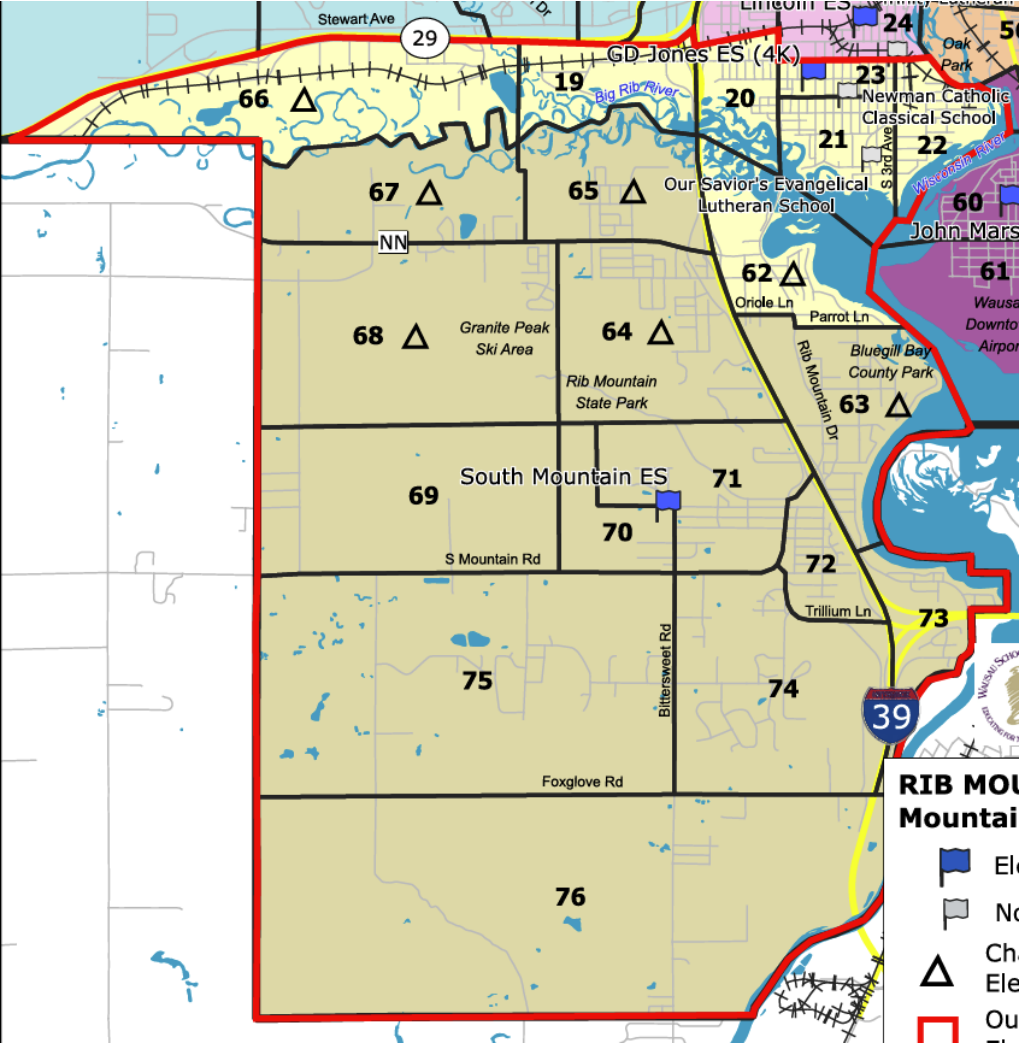


The map displays the Wausau, WI area with various school districts and boundaries. A red outline highlights the area covered by the Wausau Public Schools District. The map includes labels for various schools such as Jefferson ES, St. Anne Catholic School, Newman Catholic High, and Lincoln ES. It also shows major roads like N 3rd Ave, N 9th Ave, and N 10th St, and geographical features like the Big Rib River.

Criterion 1: Fiscal Responsibility	Yes: 33 No: 0 Not Sure: 0
Criterion 2: Efficient Building Utilization	Yes: 28 No: 0 Not Sure: 5
Criterion 3: Maintain Educational Opportunities	Yes: 23 No: 5 Not Sure: 5
Criterion 4: Minimize Impact on Students	Yes: 28 No: 1 Not Sure: 4
Criterion 5: Schools Close to Students	Yes: 33 No: 0 Not Sure: 0



Rib Mountain to South Mountain and G.D. Jones

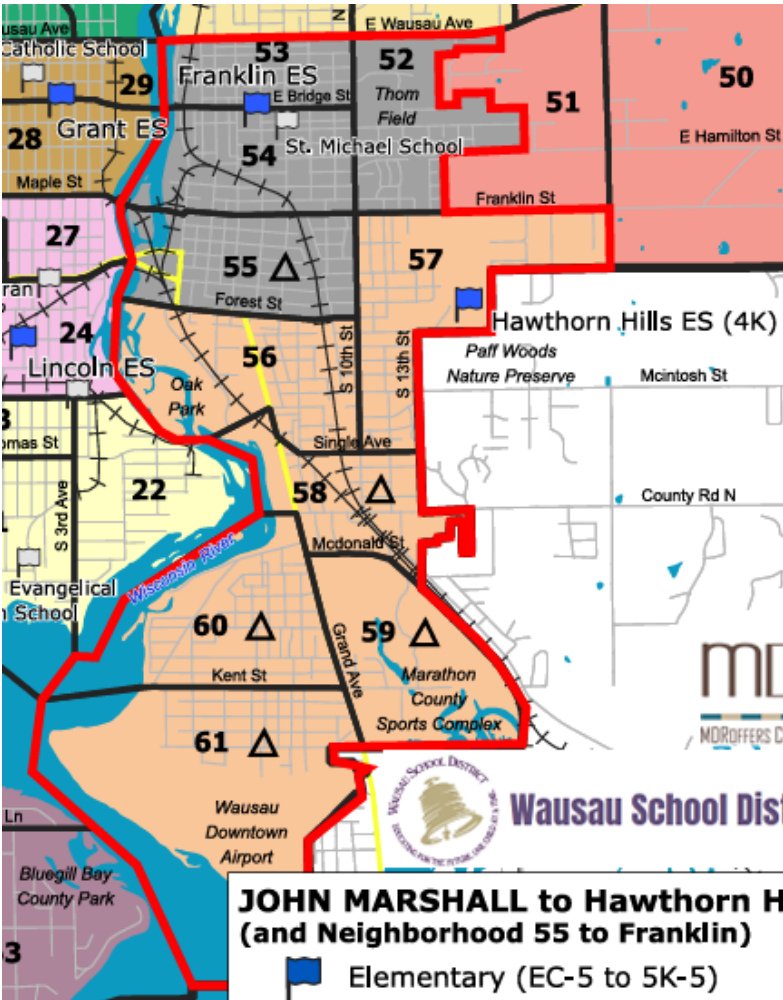


Task Force 10/9 Review and Response to Option

Criterion 1: Fiscal Responsibility	Yes: 28 No: 2 Not Sure: 3
Criterion 2: Efficient Building Utilization	Yes: 21 No: 1 Not Sure: 11
Criterion 3: Maintain Educational Opportunities	Yes: 18 No: 2 Not Sure: 13
Criterion 4: Minimize Impact on Students	Yes: 14 No: 5 Not Sure: 11
Criterion 5: Schools Close to Students	Yes: 19 No: 5 Not Sure: 6



John Marshall to Hawthorn Hills*



* Plus neighborhood 55 from Hawthorn Hills to Franklin

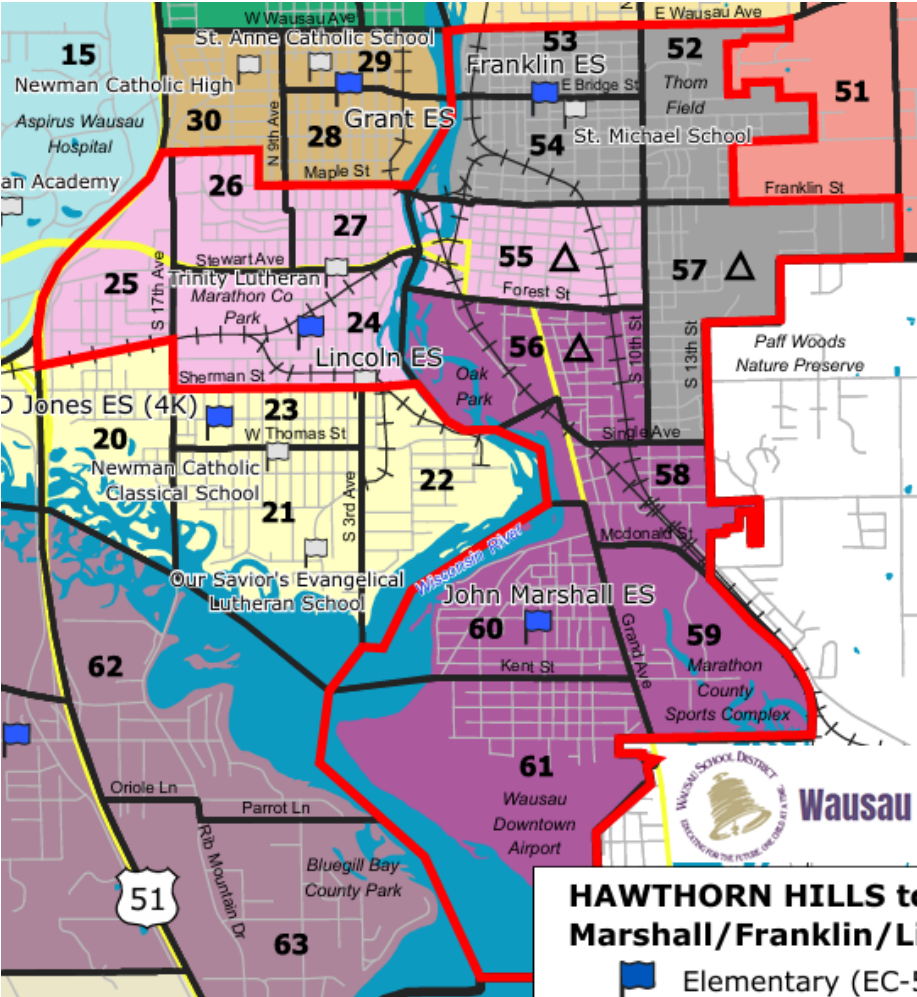
Task Force 10/30 Review and Response to Option

Criterion 1: Fiscal Responsibility	Yes: 33 No: 0 Not Sure: 6
Criterion 2: Efficient Building Utilization	Yes: 26 No: 3 Not Sure: 10
Criterion 3: Maintain Educational Opportunities	Yes: 17 No: 6 Not Sure: 16
Criterion 4: Minimize Impact on Students	Yes: 16 No: 9 Not Sure: 14
Criterion 5: Schools Close to Students	Yes: 17 No: 16 Not Sure: 6



Hawthorn Hills to John Marshall/Franklin/Lincoln*

Task Force 10/30 Review and Response to Option



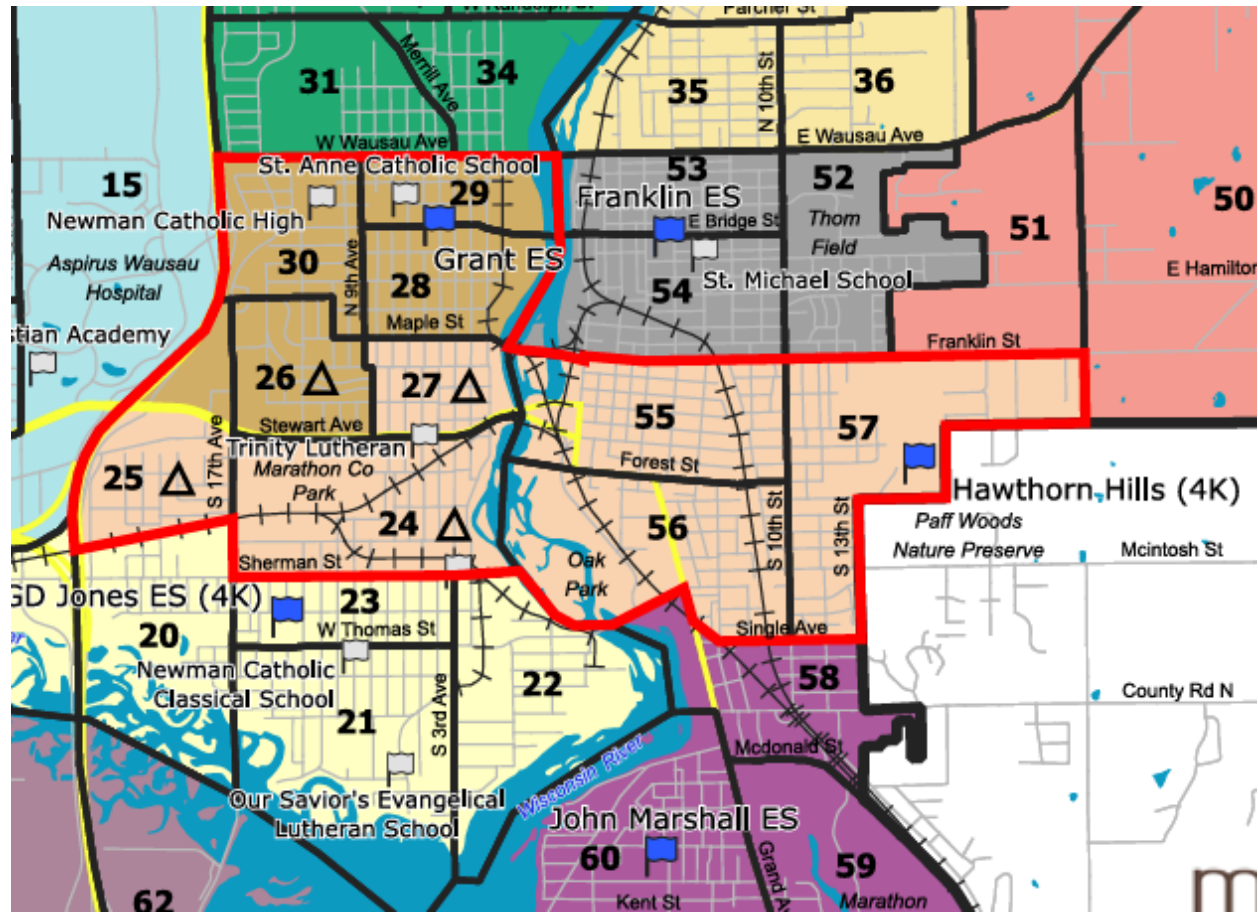
* Plus 4K students shifting to Riverview

Criterion 1: Fiscal Responsibility	Yes: 16 No: 10 Not Sure: 13
Criterion 2: Efficient Building Utilization	Yes: 14 No: 9 Not Sure: 16
Criterion 3: Maintain Educational Opportunities	Yes: 6 No: 21 Not Sure: 12
Criterion 4: Minimize Impact on Students	Yes: 6 No: 29 Not Sure: 4
Criterion 5: Schools Close to Students	Yes: 26 No: 8 Not Sure: 5



Lincoln to Grant/Hawthorn Hills

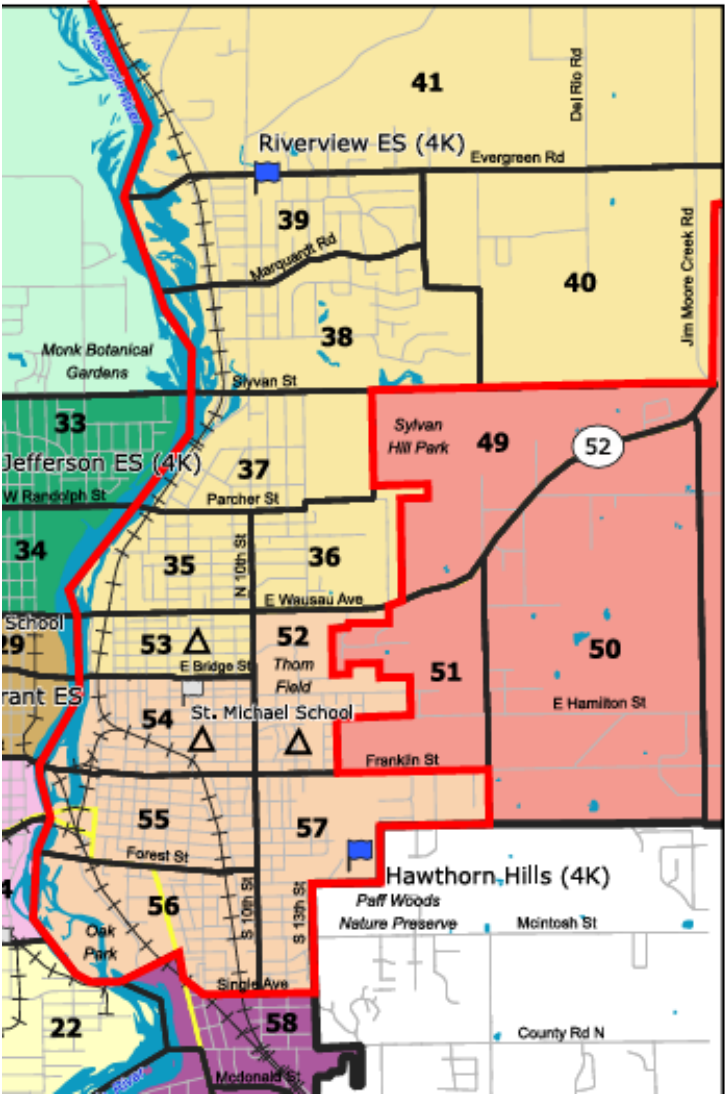
Task Force 10/30 Review and Response to Option



Criterion 1: Fiscal Responsibility	Yes: 1 No: 28 Not Sure: 10
Criterion 2: Efficient Building Utilization	Yes: 22 No: 12 Not Sure: 5
Criterion 3: Maintain Educational Opportunities	Yes: 0 No: 27 Not Sure: 12
Criterion 4: Minimize Impact on Students	Yes: 0 No: 37 Not Sure: 2
Criterion 5: Schools Close to Students	Yes: 7 No: 24 Not Sure: 8



Franklin to Hawthorn Hills/Riverview

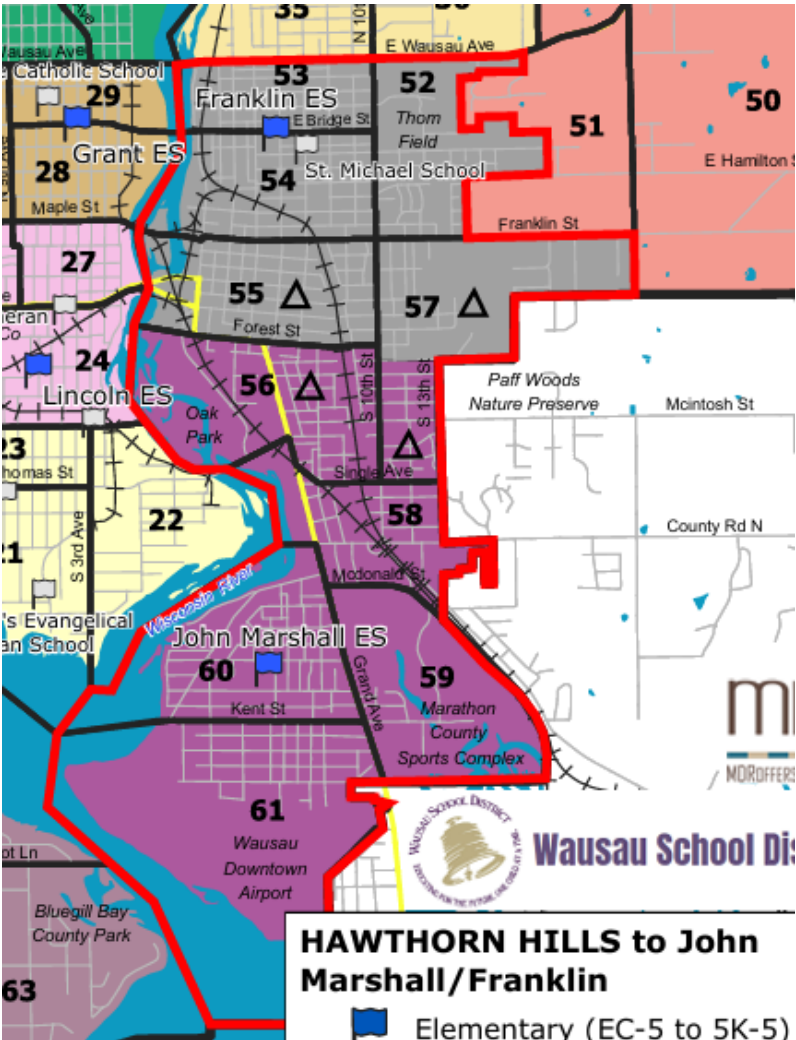


Task Force 10/30 Review and Response to Option

Criterion 1: Fiscal Responsibility	Yes: 11 No: 23 Not Sure: 5
Criterion 2: Efficient Building Utilization	Yes: 32 No: 0 Not Sure: 7
Criterion 3: Maintain Educational Opportunities	Yes: 30 No: 1 Not Sure: 8
Criterion 4: Minimize Impact on Students	Yes: 22 No: 11 Not Sure: 6
Criterion 5: Schools Close to Students	Yes: 11 No: 23 Not Sure: 5



Hawthorn Hills to John Marshall/Franklin*



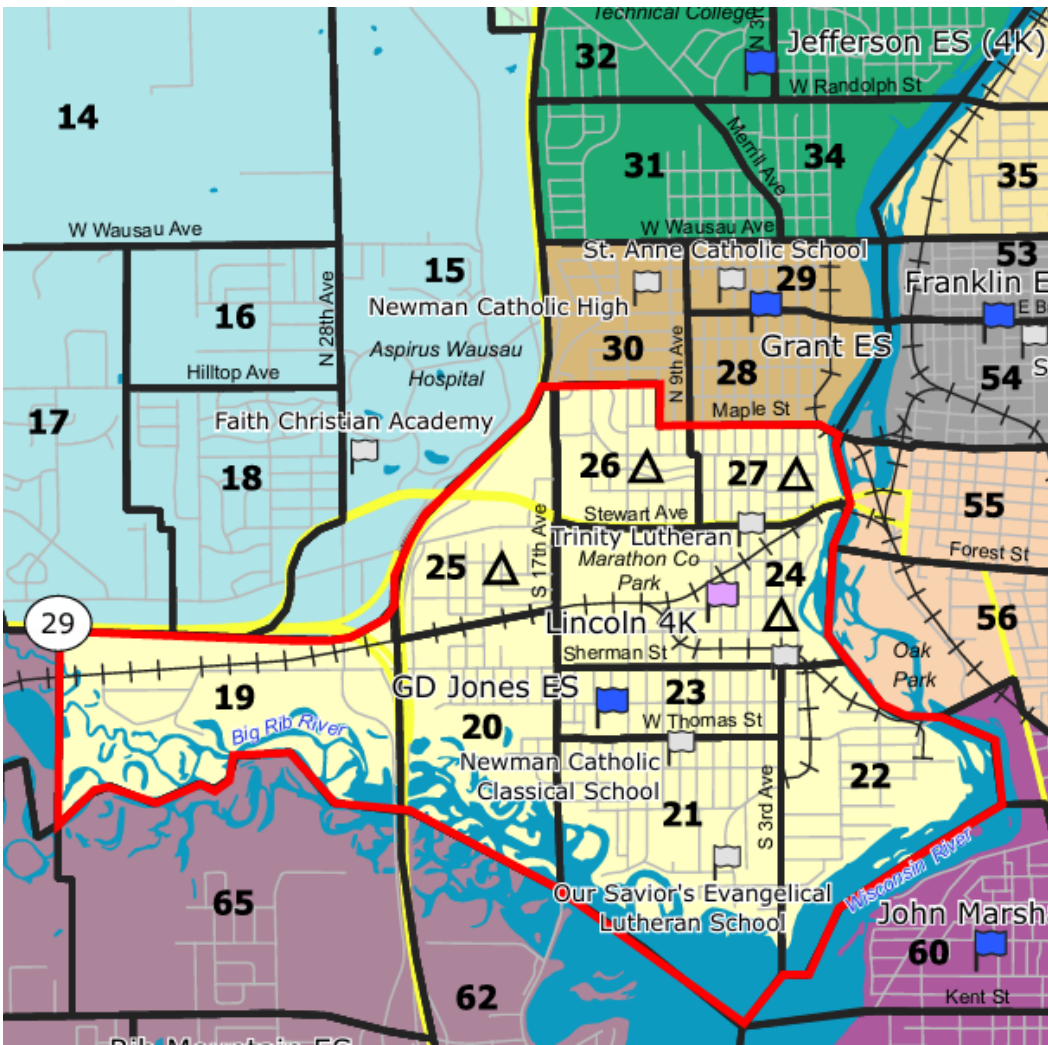
* Plus 4K students shifting to Riverview

Task Force 11/13 Review and Response to Option

Criterion 1: Fiscal Responsibility	Yes: 19 No: 2 Not Sure: 12
Criterion 2: Efficient Building Utilization	Yes: 30 No: 0 Not Sure: 3
Criterion 3: Maintain Educational Opportunities	Yes: 12 No: 9 Not Sure: 12
Criterion 4: Minimize Impact on Students	Yes: 30 No: 1 Not Sure: 2
Criterion 5: Schools Close to Students	Yes: 32 No: 0 Not Sure: 1



Lincoln to G.D. Jones*



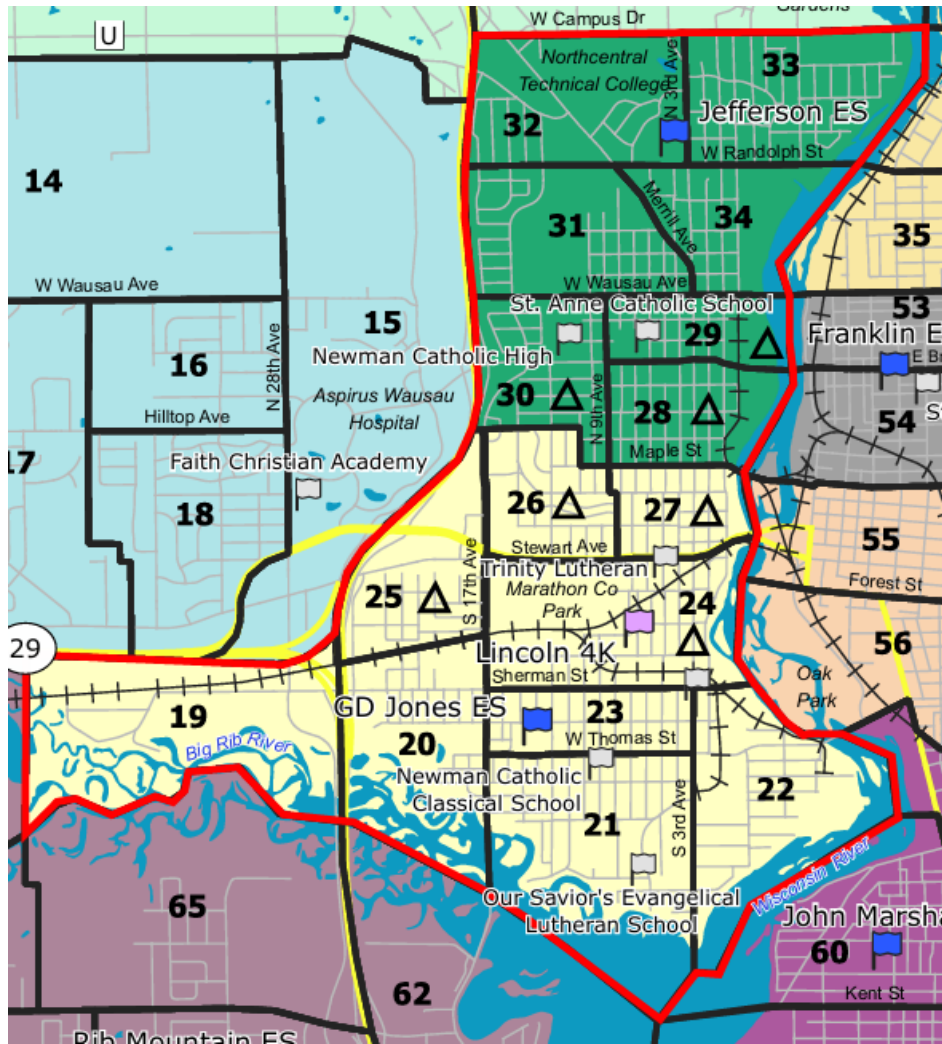
* Plus 4K Academy relocating from G.D. Jones to Lincoln

Task Force 11/13 Review and Response to Option

Criterion 1: Fiscal Responsibility	Yes: 22 No: 0 Not Sure: 11
Criterion 2: Efficient Building Utilization	Yes: 30 No: 0 Not Sure: 3
Criterion 3: Maintain Educational Opportunities	Yes: 33 No: 0 Not Sure: 0
Criterion 4: Minimize Impact on Students	Yes: 33 No: 0 Not Sure: 0
Criterion 5: Schools Close to Students	Yes: 33 No: 0 Not Sure: 0



Grant to Jefferson*



* Plus 4K Academy relocating from Jefferson to Lincoln

Task Force 11/13 Review and Response to Option

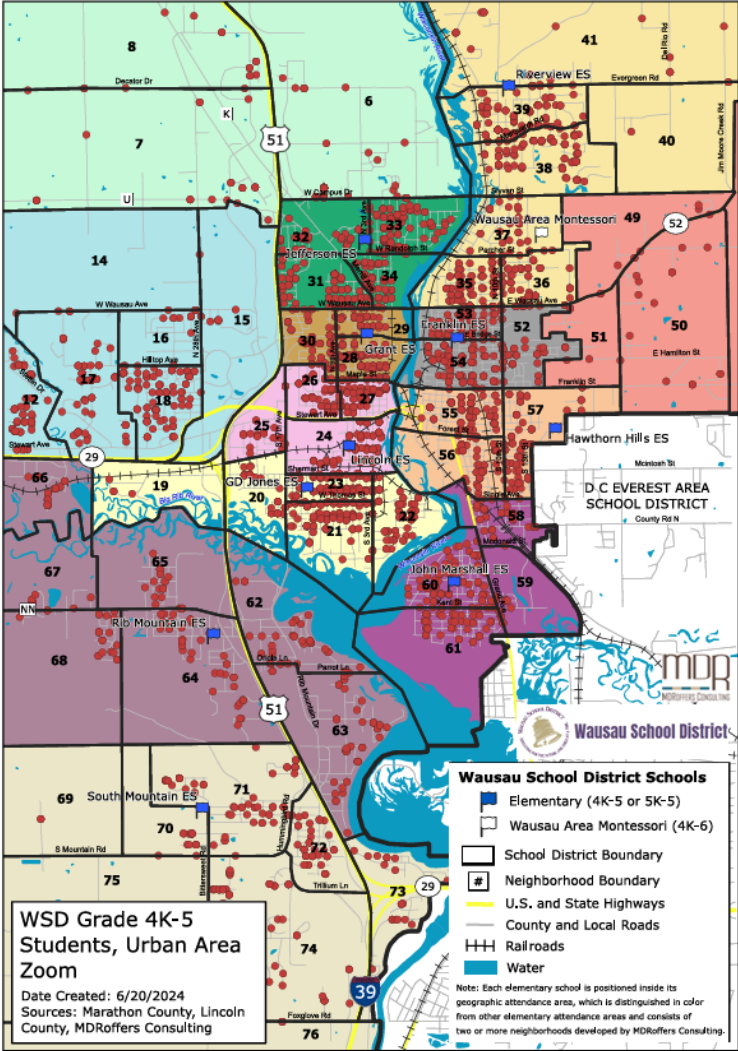
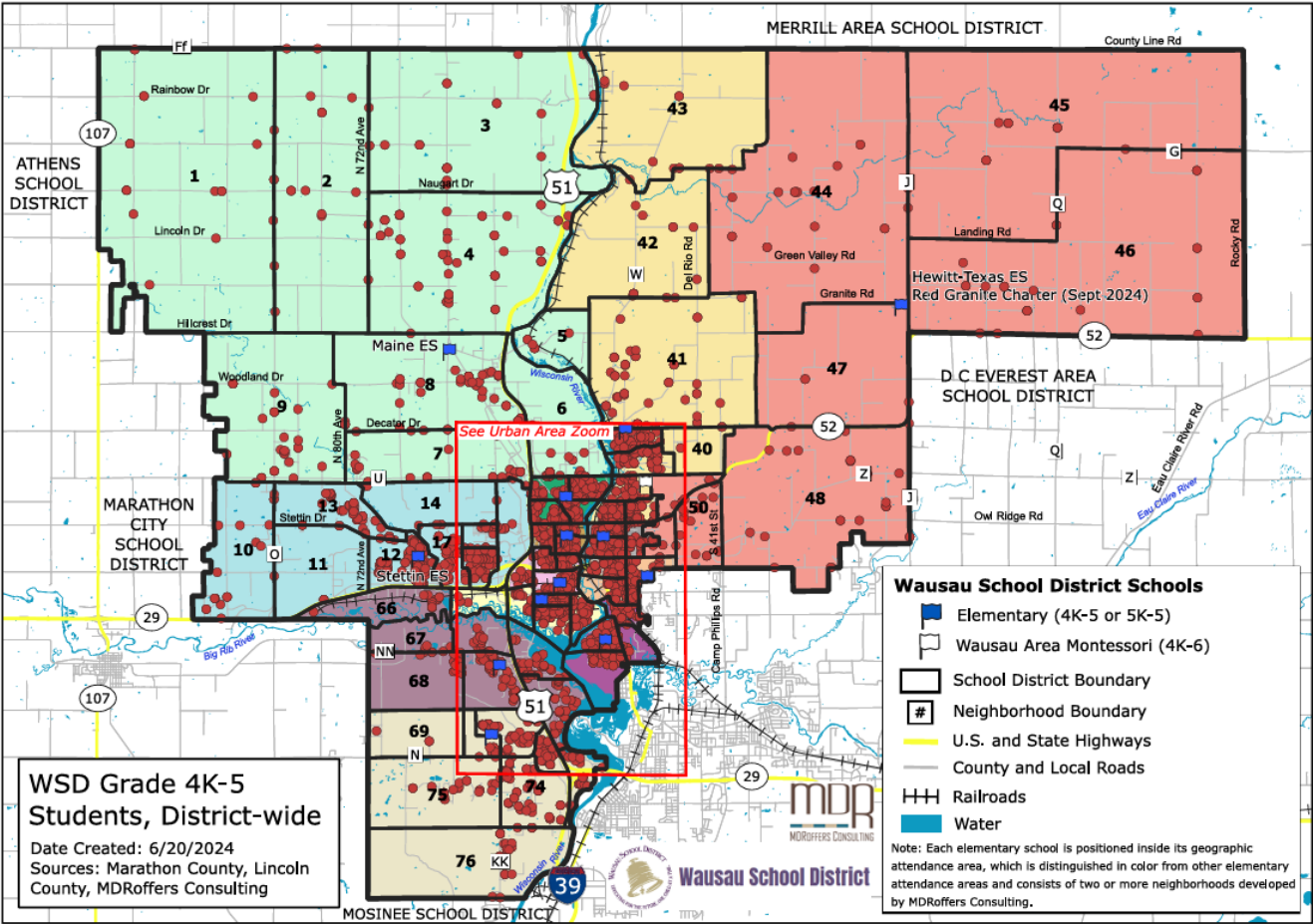
Criterion 1: Fiscal Responsibility	Yes: 32 No: 0 Not Sure: 1
Criterion 2: Efficient Building Utilization	Yes: 33 No: 0 Not Sure: 0
Criterion 3: Maintain Educational Opportunities	Yes: 33 No: 0 Not Sure: 0
Criterion 4: Minimize Impact on Students	Yes: 33 No: 0 Not Sure: 0
Criterion 5: Schools Close to Students	Yes: 33 No: 0 Not Sure: 0



Other Support
Materials—NOT PART
OF PRESENTATION



Current Attendance Area/Student Dot Maps





Evaluation of Broad Elementary School Closure Scenarios

Elementary Facility Plan Citizen Task Force

Close No Schools (13 remain)	Close 1 School (12 remain)	Close 2 Schools (11 remain)	Close 3 Schools (10 remain)	Close 4 Schools (9 remain)
Criterion 1 Fiscal Responsibility <ul style="list-style-type: none">• \$118 million operating budget• Projected \$2.5 million deficit by 2027• No savings through building closure	Criterion 1 Fiscal Responsibility <ul style="list-style-type: none">• \$150-\$200K less in annual operating expenses (not including staff)• \$300-\$350K less in annual staff expenses through attrition (by year 3)	Criterion 1 Fiscal Responsibility <ul style="list-style-type: none">• \$300-\$400K less in annual operating expenses (not including staff)• \$600-\$700K less in annual staff expenses through attrition (by year 3)	Criterion 1 Fiscal Responsibility <ul style="list-style-type: none">• \$450-\$600K less in annual operating expenses (not including staff)• \$900K-\$1M less in annual staff expenses through attrition (by year 3)	Criterion 1 Fiscal Responsibility <ul style="list-style-type: none">• \$600-\$800K less in annual operating expenses (not including staff)• \$1.2-\$1.4M less in annual staff expenses through attrition (by year 3)
Criterion 2 Efficient Building Utilization <ul style="list-style-type: none">• Avg 2027 per-school enrollment: 248• Avg 2027 building utilization: 71%• Elementary building capacities:4,550	Criterion 2 Efficient Building Utilization <ul style="list-style-type: none">• Avg 2027 per-school enrollment: 269• Avg 2027 building utilization: 77%• Elementary building capacities:4,200	Criterion 2 Efficient Building Utilization <ul style="list-style-type: none">• Avg 2027 per-school enrollment: 293• Avg 2027 building utilization: 84%• Elementary building capacities:3,850	Criterion 2 Efficient Building Utilization <ul style="list-style-type: none">• Avg 2027 per-school enrollment: 323• Avg 2027 building utilization: 92%• Elementary building capacities:3,500	Criterion 2 Efficient Building Utilization <ul style="list-style-type: none">• Avg 2027 ES Enrollment: 358• Avg 2027 building utilization: 102%• Elementary building capacities:3,150
Criterion 3 Maintain Educational Opportunities <ul style="list-style-type: none">• 6 AGR schools maintained• Avg 2 sections per grade per school• Unbalanced class sizes among schools• Same traveling staff among schools• No "collaborative & safe" environment changes	Criterion 3 Maintain Educational Opportunities <ul style="list-style-type: none">• Likely to maintain 6 AGR schools• Likely avg 2 grade sections/school• Unbalanced class sizes among schools• Similar traveling staff among schools• Marginal "collaborative & safe" improvements thru closure choice	Criterion 3 Maintain Educational Opportunities <ul style="list-style-type: none">• Likely to maintain 6 AGR schools• Avg 2-3 grade sections/school• Somewhat more balanced class sizes• Fewer travelling staff among schools• Some "collaborative & safe" improvements thru closure choices	Criterion 3 Maintain Educational Opportunities <ul style="list-style-type: none">• Probable to maintain 6 AGR schools• Likely avg 3 grade sections/school• More balanced class sizes with capacity challenges emerging• Fewer travelling staff among schools• Greater "collaborative & safe" improvements thru closure choices	Criterion 3 Maintain Educational Opportunities <ul style="list-style-type: none">• Challenge to maintain 6 AGR schools• Avg 3 sections per grade per school• More balanced but some overpopulated classes• Fewer travelling staff among schools• Even more "collaborative & safe" improvements thru closure choices
Criterion 4 Minimize Impact on Students <ul style="list-style-type: none">• No students would change schools	Criterion 4 Minimize Impact on Students <ul style="list-style-type: none">• ~250 students (8%) change schools• 1-to-1 school consolidation possible	Criterion 4 Minimize Impact on Students <ul style="list-style-type: none">• ~500 students (16%) change schools• 1-to-1 school consolidation possible	Criterion 4 Minimize Impact on Students <ul style="list-style-type: none">• ~750 students (23%) change schools• 1-to-1 school consolidation more challenging	Criterion 4 Minimize Impact on Students <ul style="list-style-type: none">• ~1,000 students (31%) change schools• 1-to-1 consolidation improbable
Criterion 5 Schools Close to Students <ul style="list-style-type: none">• 5 east side schools remain open• 8 west side schools remain open	Criterion 5 Schools Close to Students <ul style="list-style-type: none">• 4-5 east side schools remain open• 7-8 west side schools remain open	Criterion 5 Schools Close to Students <ul style="list-style-type: none">• 3-4 east side schools remain open• 7-8 west side schools remain open	Criterion 5 Schools Close to Students <ul style="list-style-type: none">• 3-4 east side schools remain open• 6-7 west side schools remain open	Criterion 5 Schools Close to Students <ul style="list-style-type: none">• 3-4 east side schools remain open• 5-6 west side schools remain open
My Notes	My Notes	My Notes	My Notes	My Notes



Class Size Guidelines



Overall, elementary class size, as of today, averages 19.3 students per classroom



Class sizes vary significantly by building and grade levels as a result of where our families live



Class sizes in AGR schools for K-3 is capped at 18



The District's class size guideline maximums by grade are as follows:

- Kindergarten - Grade 1: 25
- Grades 2-3: 27
- Grades 4-5: 29



LEARN. ACHIEVE. SUCCEED.



Current Financial Position

- ▶ 24-25 budget deficit of \$1.5 million
- ▶ Five Year Forecast:

	BUDGET FY - 2024	FY - 2025	% Δ	FY - 2026	% Δ	FY - 2027	% Δ	FY - 2028	% Δ	FY - 2029
REVENUE										
Local Sources	\$25,196,122	\$23,220,746	▼ -7.84%	\$21,416,046	▼ -7.77%	\$21,135,703	▼ -1.31%	\$20,794,902	▼ -1.61%	\$20,419,751
State Sources	\$78,988,343	\$83,621,520	▲ 5.87%	\$87,656,405	▲ 4.83%	\$90,725,957	▲ 3.50%	\$93,680,439	▲ 3.26%	\$96,654,183
Federal Sources	\$10,472,670	\$4,163,041	▼ -60.25%	\$3,970,795	▼ -4.62%	\$3,970,795	0.00%	\$3,970,795	0.00%	\$3,970,795
Other	\$2,771,139	\$2,915,924	▲ 5.22%	\$2,975,900	▲ 2.06%	\$3,051,500	▲ 2.54%	\$3,127,100	▲ 2.48%	\$3,177,500
TOTAL REVENUE	\$117,428,274	\$113,921,231	▼ -2.99%	\$116,019,146	▲ 1.84%	\$118,883,955	▲ 2.47%	\$121,573,236	▲ 2.26%	\$124,222,229
EXPENDITURES										
Salary and Benefits	\$78,363,438	\$78,245,561	▼ -0.15%	\$80,098,988	▲ 2.37%	\$82,013,604	▲ 2.39%	\$83,991,476	▲ 2.41%	\$86,030,199
Other Objects	\$39,780,895	\$37,159,696	▼ -6.59%	\$38,354,451	▲ 3.22%	\$39,026,020	▲ 1.75%	\$39,734,966	▲ 1.82%	\$40,412,325
TOTAL EXPENDITURES	\$118,144,332	\$115,405,257	▼ -2.32%	\$118,453,439	▲ 2.64%	\$121,039,625	▲ 2.18%	\$123,726,442	▲ 2.22%	\$126,442,525
SURPLUS / DEFICIT	(\$716,058)	(\$1,484,026)		(\$2,434,293)		(\$2,155,669)		(\$2,153,205)		(\$2,220,295)
Change over Previous Year		(\$767,968)		(\$950,267)		\$278,624		\$2,464		(\$67,090)
BEGINNING FUND BALANCE	\$32,288,574	\$31,572,516		\$30,088,490		\$27,654,197		\$25,498,528		\$23,345,323
ENDING FUND BALANCE	\$31,572,516	\$30,088,490		\$27,654,197		\$25,498,528		\$23,345,323		\$21,125,028
FUND BALANCE AS % OF EXPENDITURES	26.72%	26.07%		23.35%		21.07%		18.87%		16.71%

Enrollment Projections

WSD Student Enrollment Projections by School

School	Total Enrollment, April 2024 ¹	MDRoffers Projected Total Student Enrollment ²					Projected Enrollment Change, April 2024 to 2040	Building Capacity Range ³
		2025	2027	2030	2035	2040		
4K at Community Partner Sites	119	122	124	126	127	123	+4	N/A
Traditional Elementary Schools (EC-5, 4K-5, or 5K-5)								
Franklin (5K-5)	227	205	192	181	181	180	-47	301-334
G.D. Jones (EC-5)	441	435	447	452	448	439	-2	528-587
Grant (5K-5)	186	186	183	176	165	166	-20	236-262
Hawthorn Hills (EC-5)	215	197	187	176	169	169	-46	381-424
Hewitt-Texas (5K-5)	99	91	88	83	85	89	-10	124-138
Jefferson (4K-5)	391	383	382	380	365	360	-31	524-582
John Marshall (5K-5)	197	196	198	193	184	183	-14	373-414
Lincoln (5K-5)	209	191	189	180	176	170	-39	284-316
Maine (5K-5)	245	237	235	238	237	235	-10	248-276
Rib Mountain (5K-5)	198	174	170	172	182	188	-10	248-276
Riverview (EC-5)	458	424	419	411	400	385	-73	557-619
South Mountain (5K-5)	217	210	209	209	211	219	+2	373-414
Stettin (5K-5)	334	317	324	336	348	361	+27	373-414
Grades EC-5 in Traditional Elementary ⁴	3,417	3,247	3,225	3,187	3,151	3,145	-272	4,550-5,056
Other Programs								
Red Granite Charter (4K-3) ⁵	0	75	75	75	75	75	+75	96-107
Wausau Area Montessori (5K-8) ⁶	104	112	122	132	132	132	+28	252-280
Wausau Area Virtual Education (5K-12) ⁷	173	173	173	173	173	173	0	N/A
Other Program Totals ⁸	422	505	515	525	525	525	+103	448-487



Housing Unit Projections

FIGURE 14: TOTAL HOUSING UNIT PROJECTIONS BY CURRENT ELEMENTARY SCHOOL ATTENDANCE AREA

2024-25 Elementary School Attendance Area	Estimated/Projected Housing Units within 2024-25 Attendance Area						Projected Housing Unit Increase 2024 - 2040
	April 2024	2025	2027	2030	2035	2040	
Franklin	1,841	1,841	1,916	2,032	2,208	2,268	+427
G.D. Jones	1,941	1,998	2,055	2,061	2,061	2,061	+120
Grant	1,271	1,271	1,271	1,271	1,271	1,351	+80
Hawthorn Hills	2,174	2,250	2,327	2,502	2,705	2,940	+766
Hewitt-Texas	990	994	1,001	1,012	1,037	1,079	+89
Jefferson	2,185	2,185	2,185	2,253	2,253	2,253	+68
John Marshall	2,321	2,346	2,371	2,371	2,383	2,395	+74
Lincoln	1,800	1,800	1,856	1,856	1,966	2,006	+206
Maine	1,972	1,978	1,990	2,015	2,098	2,163	+191
Rib Mountain	2,182	2,185	2,240	2,332	2,500	2,694	+512
Riverview	2,799	2,803	2,806	2,815	2,829	2,861	+62
South Mountain	1,426	1,446	1,469	1,511	1,574	1,623	+197
Stettin	2,561	2,569	2,607	2,717	2,812	2,907	+346
TOTALS	25,463	25,666	26,094	26,748	27,697	28,601	+3,138

