



# Budget Strategy & Advisory Committee

## MEETING 3

DECEMBER 2024

**THANK YOU TO OUR DINNER SPONSOR:**



**Comfort-Air  
Engineering, Inc.**

---

**Primo Plumbing, Inc.**

# AGENDA

5:30

- Working Group Time

6:15

- Property Tax History
  - Working Group
- Report Out



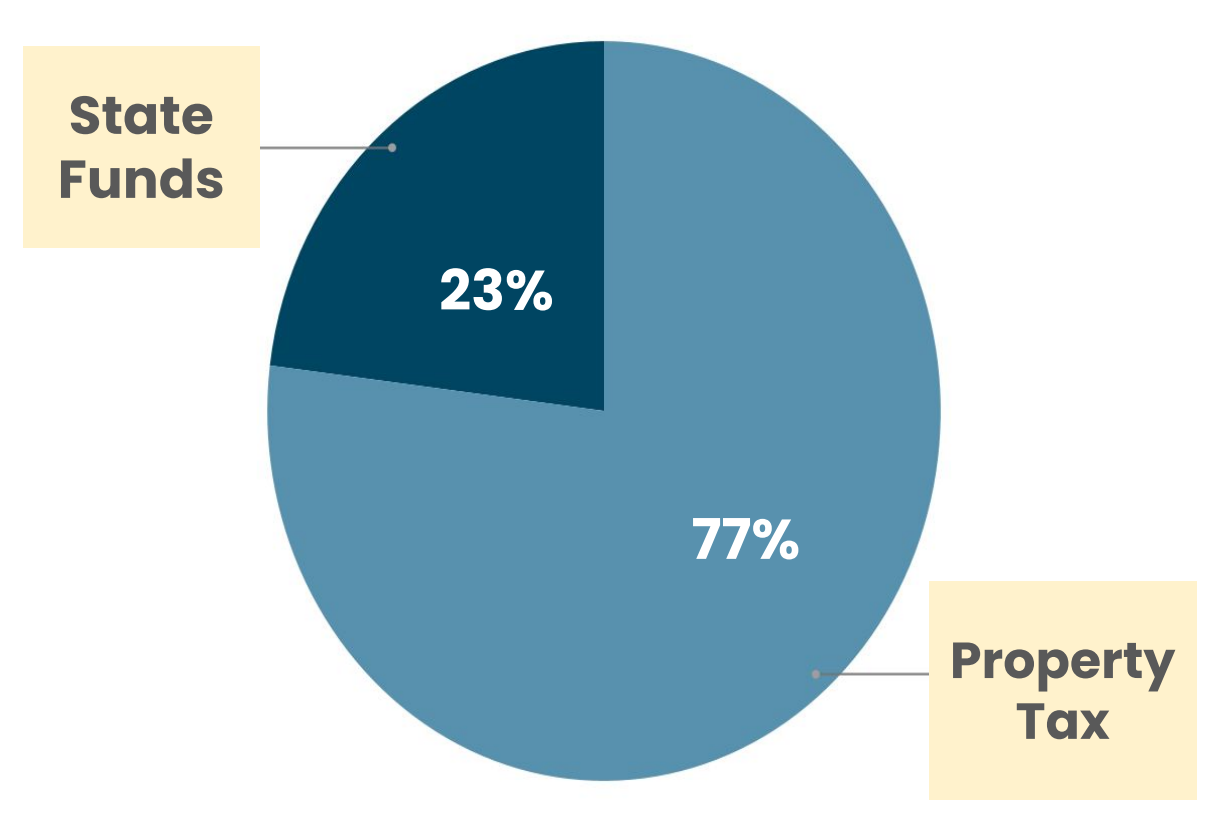


# Property Tax History

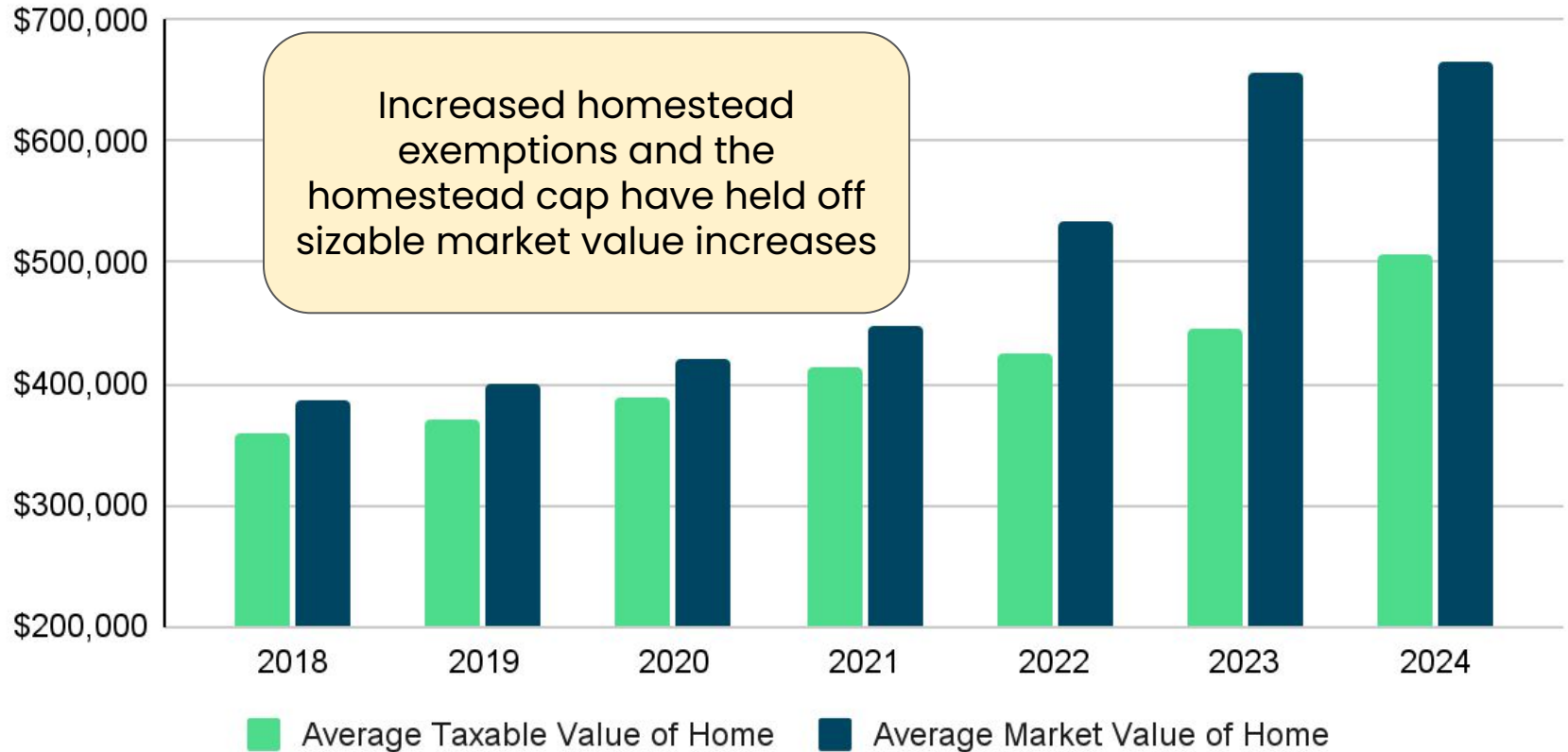
# Funding Proportions 2024-25

Boerne ISD generates 77% of its per student funding from local property tax collections.

State funding is needed to reach full entitlement.



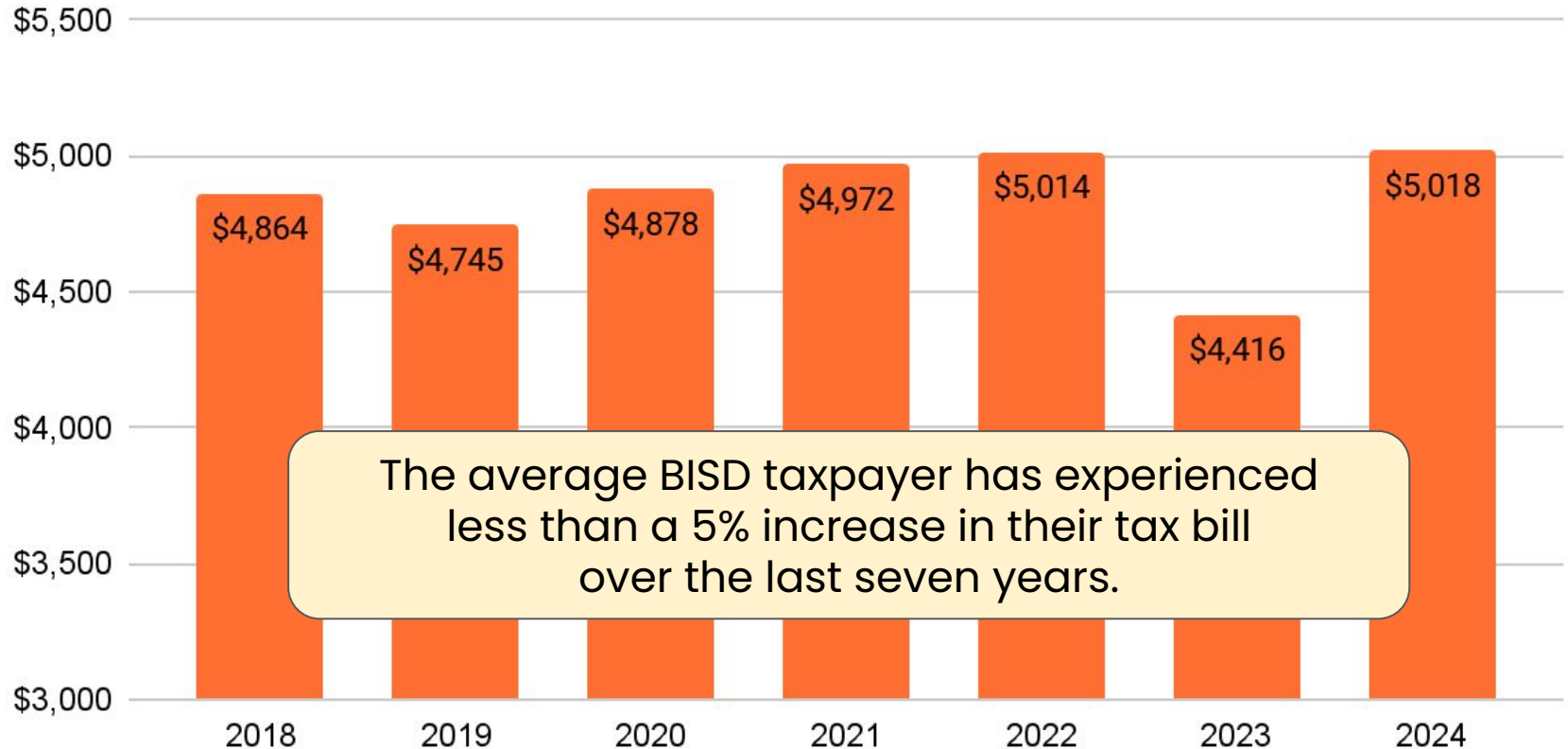
# Average Taxable Value of a Boerne ISD Home - Per Kendall County Appraisal District



# Property Tax Rates

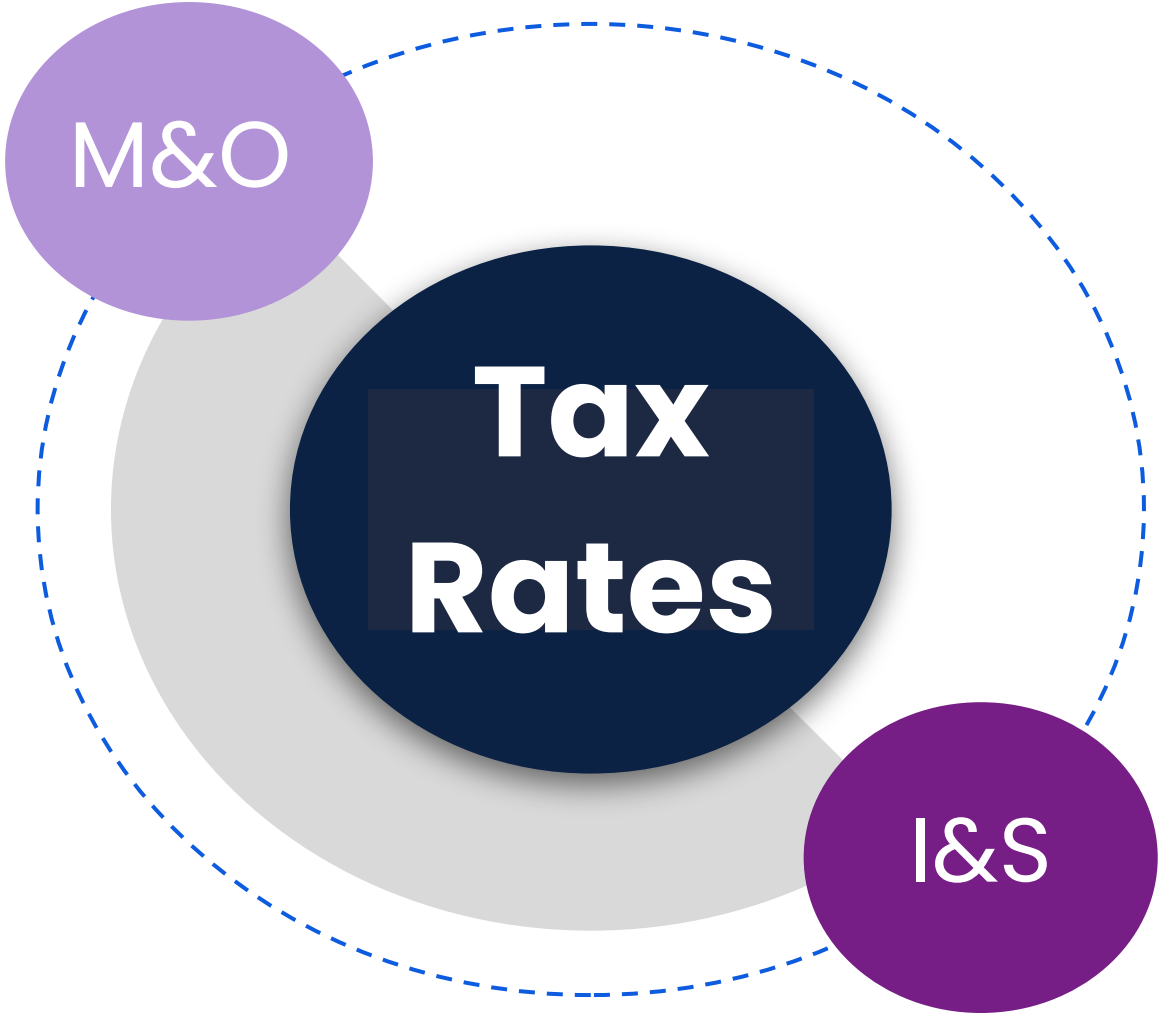


# Boerne ISD Average Homeowner Tax Bill - Per Kendall County Appraisal District





Maintenance  
& Operations  
of the district



Interest &  
Sinking on  
Bonds

# Interest & Sinking

## **FAST FACTS: I & S Rate**

- Controlled by the Board of Trustees
- Maximum rate of \$0.50 per \$100 of assessed value
- Currently \$0.324 per \$100 of assessed value
  - since the 2021 tax year
- Can only be used for principal and interest on voter authorized debt (i.e., bonds)

# Property Tax Rate in Boerne ISD – M&O

## Tier 1

**MCR: Maximum Compressed Rate**

Controlled by Texas Education Agency

- Currently \$0.6169 per \$100 of assessed value
- Compressed (lowered) annually since 2019

## Tier 2

**Golden Pennies**

Total of 8 pennies with guaranteed yield

- First 5 pennies authorized by Board
- Second 3 pennies not utilized
- Would require voter

## Tier 2

**Copper Pennies**

Total of 9 pennies

- Authorized by voter approval
- Subject to recapture
- BISD has not utilized

# More to Know: **M&O**

## **FAST FACTS: Golden Pennies**

Based on 2024–25 rates, three additional golden pennies ...

- \$0.01 tax rate yields about \$1.1M in collections
- Guaranteed yield (additional state aid) would bring \$533K per penny
- Three golden pennies would provide over \$4.9M in revenue
- One penny for the average BSD taxpayer is \$50.64

# Benchmark ISDs: Tax Rates 2024-25

ISD	M&O	I&S	Total	Recapture	Fast Growth
Hutto	\$0.7552	\$0.4500	\$1.2052	No	Yes
Liberty Hill	\$0.8446	\$0.5000	\$1.3620	No	Yes
Med. Valley	\$0.6669	\$0.5000	\$1.1669	No	Yes
Southwest	\$0.7217	\$0.4381	\$1.1598	No	Yes
Hays CISD	\$0.6669	\$0.4877	\$1.1546	No	Yes
Navarro	\$0.7228	\$0.4599	\$1.1827	Yes	Yes
Schertz-Cib.	\$0.6669	\$0.4700	\$1.1369	No	No
Seguin	\$0.6978	\$0.4050	\$1.1028	No	No
Pflugerville	\$0.7869	\$0.3200	\$1.1069	Yes	No
Leander	\$0.7569	\$0.3300	\$1.0869	Yes	Yes
Drip Springs	\$0.7552	\$0.3500	\$1.1052	Yes	Yes
Comal ISD	\$0.7369	\$0.3500	\$1.0869	Yes	Yes

ISD	M&O	I&S	Total	Recapture	Fast Growth
Lake Travis	\$0.7381	\$0.3275	\$1.0656	Yes	Yes
Georgetown	\$0.6969	\$0.3575	\$1.0544	Yes	Yes
New Braunfels	\$0.6986	\$0.3408	\$1.0394	No	Yes
Del Valle	\$0.6703	\$0.3300	\$1.0003	No	Yes
Alamo Heights	\$0.7655	\$0.1986	\$0.9641	Yes	No
Kerrville	\$0.6669	\$0.1800	\$0.8469	No	No
Northside	\$0.6737	\$0.3355	\$1.0092	No	No
North East	\$0.6580	\$0.3000	\$0.9580	No	No
Comfort	\$0.6669	\$0.2934	\$0.9603	No	No
San Antonio	\$0.7552	\$0.4502	\$1.2054	No	No
Judson	\$0.6669	\$0.3654	\$1.0323	No	Yes
Boerne	\$0.6669	\$0.3240	\$0.9909	No	Yes



## **Table Talk**

I Used to think ...

Now I think ...

# WORKING GROUPS

## REPORT OUT



# **BSAC Session 3**

Exit Ticket

**Next Meeting: Jan 14**







**Budget  
Strategy &  
Advisory  
Committee**

**BOERNE**  
INDEPENDENT SCHOOL DISTRICT



**Budget  
Strategy &  
Advisory  
Committee**