



# K-3 CURRICULUM OVERVIEW



## K-3 Elementary Curriculum Overview

### Table of Contents

<b>English Language Arts Grades K-3</b> .....	<b>2</b>
Course Set Up.....	2
Module Lessons.....	3
Independent Reading.....	6
Student Audio Recordings.....	7
Weekly Assignments.....	8
Assessments.....	9
Materials.....	10
Learning Coach Tab.....	10
<b>Math Grades K-3</b> .....	<b>11</b>
Course Set Up.....	11
Assignments.....	13
IXL Activities.....	14
Lesson Notes.....	15
Materials.....	16
Learning Coach Tab.....	17
<b>Science Grades K-3</b> .....	<b>18</b>
Course Set Up.....	18
Lesson Structure.....	19
<b>Social Studies Grades K-3</b> .....	<b>20</b>
Course Set Up.....	20
Lesson Structure.....	21



## K-3 Elementary Curriculum Overview

### English Language Arts Grades K-3

#### Course Setup

The K-3 Language Arts courses are broken down into 2 semester courses per grade level (for example, Language Arts KA and KB). Each semester course consists of 18 modules with 5 lessons per module. A student should spend no more than a week completing each module. Students should spend 60-75 minutes a day working on their English Language Arts course. In each module there are common tasks in addition to the lessons that students must complete. Each K-3 grade level course has a synchronous assessment every 6 modules and a benchmark assessment every 9 modules. These assessments are done one on one with the teacher and can be found in the Teacher’s Guide in the Resources Module of Buzz. Starting in First Grade other Assessments can be found in each module such as spelling, reading comprehension, and vocabulary quizzes. The chart below shows the breakdown of what can be found in a typical Language Arts K-3 course.










Length of time per course	# of Modules	# of Lessons per Module	Common Module Tasks	Assessments
1 semester	18	5	<ul style="list-style-type: none"> <li>Lessons that include videos, reading, and interactive games.</li> <li>Independent Reading Assignment</li> <li>Reading Fluency/ Story Retell Recording (K-2)</li> <li>Fluency Recording (Grade 3)</li> <li>Writing Audio Practice Recording (Grade 3)</li> <li>Weekly Assignments</li> </ul>	<p><b>Grades K-3</b></p> <ul style="list-style-type: none"> <li>Synchronous Assessments (Every 6 modules)</li> <li>Benchmark Assessments (Every 9 modules)</li> <li>Reading Level Assessment</li> </ul> <p><b>Grades 1-3</b></p> <ul style="list-style-type: none"> <li>Weekly Spelling Test</li> <li>Weekly Reading Comprehension Quizzes</li> </ul> <p><b>Grades 2-3</b></p> <ul style="list-style-type: none"> <li>Weekly Vocabulary Quizzes</li> <li>Weekly Grammar Quizzes</li> </ul>

## K-3 Elementary Curriculum Overview

### English Language Arts Grades K-3

#### Module Lessons

Each module in the K-3 Language arts courses has 5 lessons. A student should complete 1 lesson a day so that they complete the module in one week. Each lesson covers certain components for a balanced literacy program. The lesson components are described below.

Lesson Component	Description
 <p style="text-align: center;"><b>Spelling</b></p>	Weekly spelling words focus on a phonics pattern and sight words.
 <p style="text-align: center;"><b>Sight Words</b></p>	Each week students will be introduced to new sight words for their grade level. Sight word flashcards are included in the lessons for students to print and study or add to a word wall.
 <p style="text-align: center;"><b>Vocabulary</b></p>	Vocabulary words are new words found in the weekly reading selection.
 <p style="text-align: center;"><b>Reading</b></p>	Weekly stories match the theme of the week. There are both fiction and non-fiction literature to practice reading comprehension and fluency.
 <p style="text-align: center;"><b>Grammar</b></p>	A new grammar concept is introduced each week. Students may also practice finding grammatical errors in a paragraph each week.
 <p style="text-align: center;"><b>Writing</b></p>	A different type of writing is introduced each week using the writing process. Prewriting, drafting, editing, revising and publishing stages are all practiced.
 <p style="text-align: center;"><b>Phonics</b></p>	There are weekly phonics activities incorporated in each lesson within each module.
 <p style="text-align: center;"><b>Fluency</b></p>	Once a week students will be asked to record themselves reading the weekly story. They will submit the recording to their teacher for a fluency check.
 <p style="text-align: center;"><b>Handwriting</b></p>	Students will work on weekly handwriting assignments to practice letter formation in manuscript and eventually in cursive as they move up in grades.



## K-3 Elementary Curriculum Overview

### English Language Arts Grades K-3

Lessons are structured to follow the format below:

<b>Introduction</b>	New concepts will be introduced in each module through text, video, and interactives.
<b>Practice</b>	Once introduced, new concepts will be practiced through interactives and worksheets.
<b>Review</b>	Previously learned concepts will be reviewed throughout the year to strengthen the students' understanding.

The frequency a student encounters each lesson component in a week is listed below:

Day 1	Day 2	Day 3	Day 4	Day 5
Spelling Word Intro	Spelling Practice Worksheet	Spelling Interactive	Spelling Practice Worksheet	Spelling Test
Vocabulary Intro	Vocabulary Interactive	Vocabulary Interactive	Vocabulary Interactive	Vocabulary Quiz
Reading Concept/Skill Intro	Reading: Set a Purpose	Reading: First read of weekly story.	Reading: Second read with comprehension review	Reading Comprehension Quiz
Grammar Intro	Grammar Interactive	Grammar Interactive	Grammar Quiz	Grammar Paragraph Edits
Writing Topic Intro	Writing: Brainstorming	Writing: Drafting	Writing: Editing and Revising	Writing: Publish
Journal Entry	Handwriting	Fluency	Handwriting	Independent Reading

## K-3 Elementary Curriculum Overview

### English Language Arts Grades K-3

Below are some key features that can be found in a lesson.

<p><b>Interactives</b></p>	<p>Embedded interactives allow students to interact with newly learned concepts and receive immediate feedback.</p>	 <p>Click image to enlarge.</p>
<p><b>Videos</b></p>	<p>Videos are used to support the understanding of new concepts throughout the course.</p>	 <p>Click image to enlarge.</p>
<p><b>Worksheets</b></p>	<p>Worksheets are included as another method of practicing each concept throughout the year.</p>	

## K-3 Elementary Curriculum Overview

### English Language Arts Grades K-3

#### Independent Reading

A weekly independent reading assignment is built in to each module. Students are expected to read books that they choose at their reading level daily for 30-40 minutes a day. Teachers will assess the student's reading level and review with them how to choose a just right book. The Learning coach working with the student will help the student make choices, an excursion to the library is an excellent place to choose just right books.



**Choose a JUST RIGHT Book**

- 1 Choose a book that makes you want to read!
- 2 Use the 5 Finger Rule:
  - Read one page.
  - Hold up a finger for each word you can't figure out.
- 3
  - 5 or more fingers up: Still need a Just Right Book
  - OR
  - 1, 2, 3, or 4 fingers up: Just Right! I'm off to read . . . .

#### Independent Reading Log

You may choose a book to read independently each week. The librarian at the local library can help you find appropriate books to read, or you can visit the website shown below.

<https://lexile.com/findabook/>

##### Weekly Reading Log Questions

Each week, you will be asked to answer the following questions about the book you read. Make sure you can answer these questions by the end of each week.

Fiction	Non-Fiction
1. Who was the main character(s)? 2. Describe two events in the story that you liked. 3. What did the main character learn or do in the end?	1. What is it about? 2. Describe/Explain three things that you learned.

Week	Title	Author	Pages Read	Read To/Read Alone
1				

#### Weekly Reading Log Questions

If you read a fiction book, answer the questions in the Fiction column. If you read a non-fiction book, answer the questions in the non-fiction column.

Fiction	Non-Fiction
1. Who was the main character(s)? 2. Describe two events in the story that you liked. 3. What did the main character learn or do in the end?	1. What is it about? 2. Describe/Explain three things that you learned.





## K-3 Elementary Curriculum Overview

## English Language Arts Grades K-3

**Student Audio Recordings**

As part of the standards, students are required to speak, and speak often. One of the ways this is addressed is through Story Retells and Fluency Checks. Within each module there is an assignment that prompts students to record themselves retelling the story that was read during the module. The student is also asked to record themselves reading the story to practice fluency. In third grade students will be asked to record themselves reading their writing out loud. Students are taught how to do a recording in the Resources Module of the course.

## Story Retell- "I See"

 What happened in the story, I See? It's time for you to retell the story, I See. Click on the download button to open the retell page to help you know what to share in your retell. When you are ready, click the record button to retell the story for your teacher.


## K-3 Elementary Curriculum Overview


### English Language Arts Grades K-3


#### Weekly Assignments

In each lesson students will encounter activities for them to download, print and complete. These activities are worksheets. They will be asked to scan and submit them in the Weekly Assignments Section of the module. Please note: These activities are also available in a workbook for an additional cost.


## Phonics: Short a Word Wrap Up

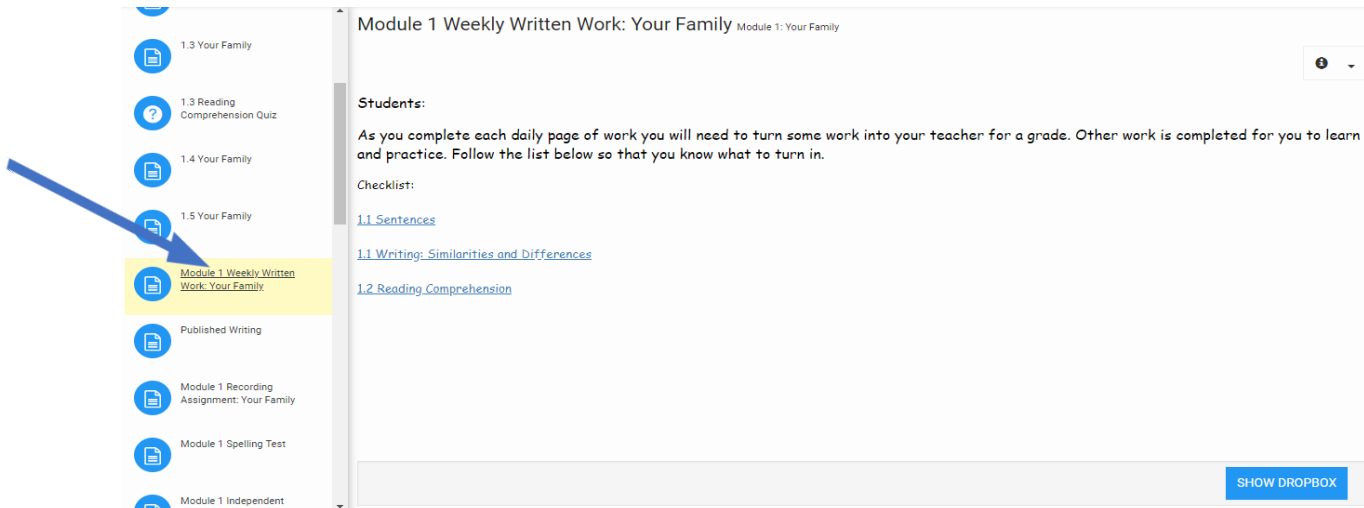
 It is time to show all that you have learned with the **a** sound.



 You will be practicing the **a** sound one more time this week.

Click on the link below to see the phonics activity. Be sure to turn this into your teacher when you are finished.

[Activity !\[\]\(c19eba16e1b6c8df5d218e55f72c9a63\_img.jpg\)](#) 



Module 1 Weekly Written Work: Your Family Module 1: Your Family

**Students:**

As you complete each daily page of work you will need to turn some work into your teacher for a grade. Other work is completed for you to learn and practice. Follow the list below so that you know what to turn in.

Checklist:

- [1.1 Sentences](#)
- [1.1 Writing: Similarities and Differences](#)
- [1.2 Reading Comprehension](#)

[SHOW DROPBOX](#)



## K-3 Elementary Curriculum Overview

### English Language Arts Grades K-3

#### Assessments

In grades K-3 English Language Arts students will encounter different assessments based on their grade level.

In every course for Grades K-3 there will be 3 assessments given by the teacher. They are the following:

- Written Benchmark Assessments are a cumulative assessment covering content from 9 modules. They are given in modules 9 and 18.
- Synchronous Assessments are designed to be used during live session for immediate feedback they cover phonics, sight word recognition and other concepts. These are given in modules 6, 12 and 18.
- Reading Level Assessments: The teacher will be testing the reading level of students throughout the course.

Below is a chart that shows the types of quizzes students will be given per module by grade level in English Language Arts in addition to the assessments mentioned above.

Course	Module Quizzes
Language Arts 1	<ul style="list-style-type: none"><li>• Spelling</li><li>• Reading Comprehension</li></ul>
Language Arts 2	<ul style="list-style-type: none"><li>• Spelling</li><li>• Reading Comprehension</li><li>• Vocabulary</li><li>• Grammar</li></ul>
Language Arts 3	<ul style="list-style-type: none"><li>• Spelling</li><li>• Reading Comprehension</li><li>• Vocabulary</li><li>• Grammar</li></ul>

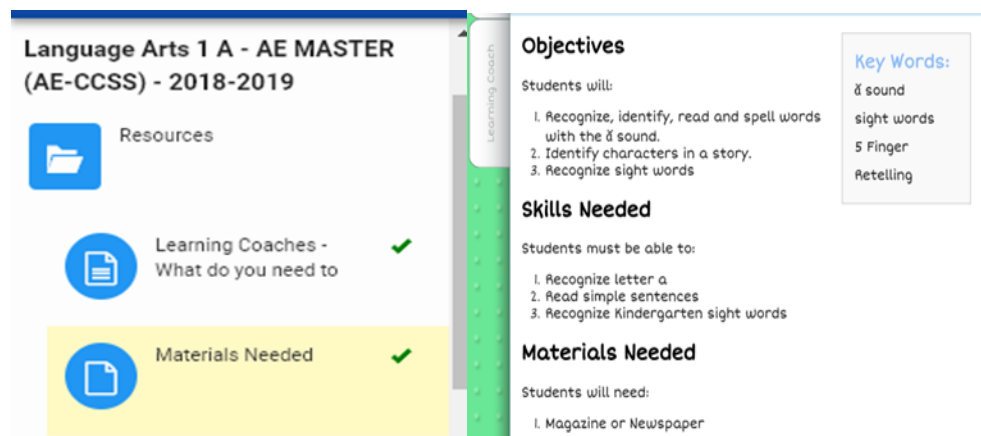
## K-3 Elementary Curriculum Overview

### English Language Arts Grades K-3

#### Materials Needed

Materials needed for each lesson will be listed prior to the lesson in the learning coach tab or a materials list for the course can be found in the Resources Module at the beginning of each course.

Students are expected to have typical school supplies such as: paper, pencils, crayons, markers, scissors, glue, etc. Students will also be expected to have access to books at their independent reading level.



**Language Arts 1 A - AE MASTER (AE-CCSS) - 2018-2019**

**Resources**

- Learning Coaches - What do you need to ✓
- Materials Needed ✓

**Objectives**

Students will:

1. Recognize, identify, read and spell words with the ã sound.
2. Identify characters in a story.
3. Recognize sight words

**Skills Needed**

Students must be able to:

1. Recognize letter a
2. Read simple sentences
3. Recognize Kindergarten sight words

**Materials Needed**

Students will need:

1. Magazine or Newspaper

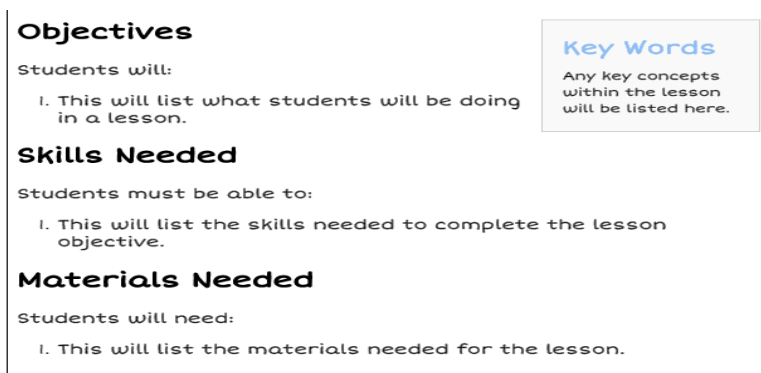
**Key Words:**

- ã sound
- sight words
- 5 Finger
- Retelling

#### Learning Coach Tab

Each lesson has a learning coach tab. The learning coach tab is a tab that has information for the adult that is helping the child progress through the course at home, it could be a parent, a grandparent or any other designated adult in that household.

The Learning Coach Tab is designed to help an adult who is at home with the student guide them through a lesson. Learning objectives, prerequisite skills, and any materials needed to complete the lesson will be listed. Look below to see a sample page of what the Learning Coach tab will look like under each lesson tab.



**Objectives**

Students will:

1. This will list what students will be doing in a lesson.

**Skills Needed**

Students must be able to:

1. This will list the skills needed to complete the lesson objective.

**Materials Needed**

Students will need:

1. This will list the materials needed for the lesson.

**Key Words**

Any key concepts within the lesson will be listed here.

## K-3 Elementary Curriculum Overview

### Math Grades K-3

#### Course Setup

The K-3 Math courses are broken down into 2 semester courses per grade level (for example, Math KA and KB). Each semester course consists of 18 modules with lessons in each module. A student should spend no more than a week completing each module. Students should spend 45-60 minutes a day working on their Math course. In each module there are common tasks in addition to the lessons that students must complete. Each K-2 grade level course has a synchronous assessment every module and a benchmark assessment every 9 modules. These assessments are done one on one with the teacher. In addition to the assessments mentioned grades K-3 have a quiz every module as well. Additional online practice in basic mathematical skills are included in each module through IXL.

Length of time per course	# of Modules	Common Module Tasks	Assessments
1 semester	18	<ul style="list-style-type: none"> <li>Lessons that include videos, reading, and interactive activities.</li> <li>IXL online practice</li> <li>Worksheets</li> <li>Lesson Notes</li> </ul>	<p><b>Grades K-2</b></p> <ul style="list-style-type: none"> <li>Module Synchronous Assessments (Every module)</li> </ul> <p><b>Grades K-1</b></p> <ul style="list-style-type: none"> <li>Benchmark Assessments (Every 9 modules)</li> </ul> <p><b>Grades 1 and 3</b></p> <ul style="list-style-type: none"> <li>Module Quiz</li> </ul>

#### Module Lessons

Below are some key features that can be found in a math lesson.

<b>Interactives</b>	Embedded interactives allow students to interact with newly learned concepts and receive immediate feedback.	
<b>Videos</b>	Videos are used to support the understanding of new concepts throughout the course.	
<b>Worksheets</b>	Worksheets are included as another method of practicing each concept throughout the year.	



## K-3 Elementary Curriculum Overview

### Math Grades K-3

Below is a list of the key math components focused on throughout each math course.

Operations and Algebraic Thinking
Numbers and Counting
Measurement and Data
Geometry and Fractions
Time and Money

Lessons are structured to follow the format below:

<b>Introduction</b>	New concepts will be introduced in each module through text, video, and interactives.
<b>Practice</b>	Once introduced, new concepts will be practiced through interactives and worksheets.
<b>Review</b>	Previously learned concepts will be reviewed throughout the year to strengthen the students' understanding.

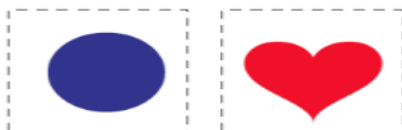
### Math Grades K-3

#### Math Assignments

In each lesson students will encounter activities for them to download, print and complete. These activities are worksheets. They will be asked to scan and submit them after the lesson. There are also times when a student will be asked to print a worksheet for them to complete while watching a video. They will be asked to submit these as well in the course. Please note: These activities are also available in a workbook for an additional cost.

### Creating Patterns

Can you create patterns with shapes?



In this activity, you will create patterns of your own. When finished, submit it to your teacher for a grade. Each pattern is worth 6 points for 12 points total.

Activity 

## Creating Patterns Assignment

Name: \_\_\_\_\_

- Look at each of the patterns below and then decide "What comes next?" Color the pictures that continue the pattern.

- "AB Patterns"** - Look at the jam pot pattern below. Can you tell what comes last? Color the last pot to continue the pattern.

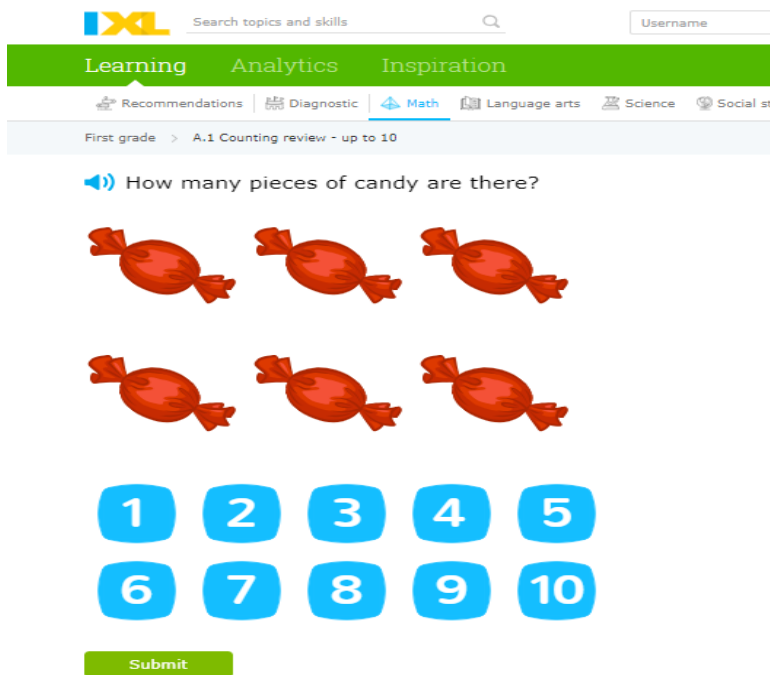


## K-3 Elementary Curriculum Overview

### Math Grades K-3

#### IXL Activities

IXL has been added to the elementary math curriculum to offer additional online practice in basic mathematical skills. The lessons are aligned to the Common Core standards and are sequenced to match the practice activities within the lessons. Students receive points in the grade book for completing the weekly activities. There is a guide in the resource module of each math course that shows teachers how to set up and use IXL.



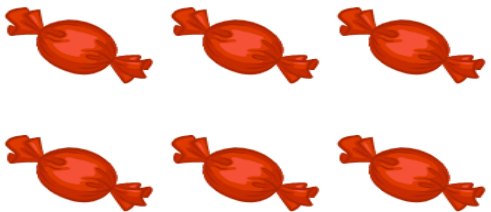
IXL Search topics and skills  Username

Learning Analytics Inspiration

Recommendations Diagnostic Math Language arts Science Social st

First grade > A.1 Counting review - up to 10

How many pieces of candy are there?



1 2 3 4 5  
6 7 8 9 10

Submit



## K-3 Elementary Curriculum Overview

### Math Grades K-3

#### Lesson Notes

In Math Grades 2 and 3 students will be asked to download and print lesson notes. They will fill out these notes when directed to throughout each lesson. Students will be asked to turn in the notes they take in the course.

### Lesson Notes

Print out your Lesson Notes to complete when told to do so on each page.

Click on the **Print** button to download and print your notes organizer for this lesson. When told to write in your Lesson Notes, use this form.



#### Assessments

In grades K-3 Math, students will encounter different assessments based on their grade level. In grades K-2 students will meet with their teacher once a week to complete a module synchronous session. This session is informal and involves a conversation between the student and teacher about the concepts taught that week. A rubric is included to help the teacher with grading this discussion based synchronous session. In grades K-3 every 9 modules students will meet with their teacher to complete a benchmark assessment. There is also a module quiz for students to complete in every module. Below is a chart that shows the breakdown of assessments by grade level in each Math course.

Course	Assessments
Math K	<ul style="list-style-type: none"><li>• Module Quiz</li><li>• Module Synchronous Session</li><li>• Synchronous Benchmarks (Every 6 Modules)</li><li>• Benchmark Assessment in Module 9 and 18</li></ul>
Math 1	<ul style="list-style-type: none"><li>• Module Quiz</li><li>• Module Synchronous Session</li><li>• Synchronous Benchmarks (Every 6 Modules)</li><li>• Benchmark Assessment in Module 9 and 18</li></ul>
Math 2	<ul style="list-style-type: none"><li>• Module Synchronous Session</li></ul>
Math 3	<ul style="list-style-type: none"><li>• Module Quiz</li></ul>

## K-3 Elementary Curriculum Overview

### Math Grades K-3

#### Materials Needed

Materials needed for each lesson will be listed prior to the lesson in the learning coach tab or a materials list for the course can be found in the Resources Module at the beginning of each course.

Students are expected to have typical school supplies such as: paper, pencils, crayons, markers, scissors, glue, etc. Students will also be expected to have access to books at their independent reading level.

Math 2 A - AE MASTER (AE-CCSS) - 2018-2019

Resources

- Learning Coaches - What do you need to do?
- Learning Coaches - Suggestions for Home
- Getting Started
- Materials Needed**
- Online Learning Tools - What do I need?
- About Me

**Materials Needed** Resources

Below is a list of materials needed for the semester.

Lesson Title	Materials
<b>Counting Up and Back to Add and Subtract</b>	20 Counters (pennies, buttons, beans)
<b>Using Tens Facts and Doubles to Add and Subtract</b>	32 Counters (pennies, buttons, beans)
<b>Skip Count to 1000 and Make Counting Estimations</b>	Bag of Beans Yellow Highlighter
<b>Skip Count by 5 and Add and Subtract with the Inverse</b>	20 Counters (pennies, buttons, beans) Yellow Highlighter
<b>Using the Place Value Strategy to Compare Three Digit Numbers</b>	Bag of Beans

Learning Coach

**Objectives**

Students will:

1. Recognize, identify, read and spell words with the *ā* sound.
2. Identify characters in a story.
3. Recognize sight words

**Skills Needed**

Students must be able to:

1. Recognize letter a
2. Read simple sentences
3. Recognize Kindergarten sight words

**Materials Needed**

Students will need:

1. Magazine or Newspaper

**Key Words:**

- ā sound
- sight words
- 5 Finger
- Retelling



## K-3 Elementary Curriculum Overview

### Math Grades K-3

#### Learning Coach Tab

Each lesson has a learning coach tab. The learning coach tab is a tab that has information for the adult that is helping the child progress through the course at home, it could be a parent, a grandparent or any other designated adult in that household.

The Learning Coach Tab is designed to help guide you through a lesson. Learning objectives, prerequisite skills, and any materials needed to complete the lesson will be listed. Look below to see a sample page of what the Learning Coach tab will look like under each lesson tab. \*Remember this page is for you to reference and help support your student.

<p><b>Objectives</b></p> <p>Students will:</p> <ol style="list-style-type: none"><li>1. This will list what students will be doing in a lesson.</li></ol>	<p><b>Key Words</b></p> <p>Any key concepts within the lesson will be listed here.</p>
<p><b>Skills Needed</b></p> <p>Students must be able to:</p> <ol style="list-style-type: none"><li>1. This will list the skills needed to complete the lesson objective.</li></ol>	
<p><b>Materials Needed</b></p> <p>Students will need:</p> <ol style="list-style-type: none"><li>1. This will list the materials needed for the lesson.</li></ol>	



## K-3 Elementary Curriculum Overview

### Science Grades K-3

#### Course Overview

Science in grades K-3 uses a mixture of exploring the world around them combined with hands on experiences using nature or common household items. Science courses are aligned to Next Generation Science Standards (NGSS). Each grade has 2 semester courses. Each course has 6 modules in it. The pacing per module should be 3 weeks so that the student can finish the course in 1 semester which is 18 weeks. The chart below summarizes the overarching science topics covered in each grade level.

Course	Life Science	Earth and Space Science	Physical Science	Science/ Engineering Practices
<b>Science KA and B</b>	Animal Behavior Animal Habitats Animal Camouflage Plant Growth Animals and their offspring Earth Worms and Soil	The Seasons Weather Stars and Constellations Ecosystems	Force and Motion Magnets States of Matter	Using Five Senses
<b>Science 1A and B</b>	Classifying leaves Seeds Animal Tracks Animal Needs Animal Habitats Animal Hibernation Nocturnal and Diurnal Animals Life Cycle of a Plant Pollination	Moon Phases Seasons Weather Constellations Erosion Pond, forest Ecosystems Cloud Formation	States of Matter	Scientific Inquiry Reading a Thermometer
<b>Science 2A and B</b>	Animal Behavior Animal Characteristics Animal Habitats Animal Needs Trees and Leaves Vertebrates and Invertebrates Warm- and Cold-Blooded Animals Food Chains Frog Life Cycle	Earthquakes and Volcanoes Biomes	Properties of Matter Heat and Temperature States of Matter	The Five Senses
<b>Science 3A and B</b>	Plant Respiration Trees Photosynthesis Roots of a Plant Plants and Water Absorption Life Cycles Heredity and Genetics Characteristics of Vertebrates Animals and Camouflage Plant Stems Biodiversity and Extinction	Earth and Sun Moon Phases Water Cycle Weather Global Climate Zones History of Life on Earth Landforms Seasons Interdependence of Man and Nature Natural Resources Caves Rock Cycle	Gravity Electricity Forces and Movement Magnetism	



## K-3 Elementary Curriculum Overview

### Science Grades K-3

#### Lesson Structure

While the overall structure is consistent from lesson to lesson, lessons will vary in the order and frequency with which they use or offer activity types. Each module contains several lessons. All lessons begin with a lesson intro page which is written and presented to the learning coach. Each lesson ends with an assignment. The number of pages in each lesson, and the types of activities students do for each lesson, may vary widely.

In general, each lesson consists of the following:

<i>Lesson Component</i>	<i>Description</i>
<i>A lesson intro page (This is on the Learning Coach Tab)</i>	It includes objectives, prerequisites, materials, and key words. As such, it can be a useful guide for you as a teacher.
<i>Video presentations</i>	Students will view at least one video per lesson; some lessons will contain many more videos, and some will have fewer, depending on the topics covered.
<i>Questions and Show Me Activities</i>	Often, lesson pages ask students to think about the answer to a question before clicking a button to see the answer. Encourage students to make sure they have a clear response in mind for each question before clicking to see the answer. The general idea of these activities is to encourage student engagement with the content.
<i>Practice Activities</i>	Students will encounter many chances to practice and get feedback on their progress during a lesson. Practice activities for this course may be online drag-and-drop exercises, multiple-choice questions, slideshows, or downloadable worksheets that students will fill out and send to you for feedback. In some cases, practice worksheets will be provided along with an answer key. These are intended for additional practice for students as a self-check.
<i>Summative Assignment</i>	As students complete each module, students will turn in the Lesson Assignment into the dropbox which will be in your teacher gradebook.



## K-3 Elementary Curriculum Overview

### Social Studies Grades K-3

#### Course Overview

Social Studies in grades K-3 cover a variety of topics. Each grade has 2 semester courses. Each semester last 18 weeks. In grades K-1 there are 18 modules in each course. Each module is meant to be completed in 1 week. In grades 2-3 there are 6 modules in each course. Each module is meant to be completed in 3 weeks. The chart below summarizes the overarching social studies topics covered in each grade level.

Course	Topics Covered
<b>Social Studies KA and B</b>	<ul style="list-style-type: none"> <li>All About Me</li> <li>Rules and Consequences</li> <li>Family</li> <li>Past, Present, Future</li> <li>Life in the Past</li> <li>Historical Americans</li> <li>American Holidays</li> <li>Everyday Heroes</li> <li>Conflict Resolution</li> <li>Map Skills</li> <li>My Neighborhood</li> <li>My State</li> <li>U.S. Symbols</li> <li>Currency</li> <li>Wants and Needs</li> <li>Community</li> <li>Voting</li> </ul>
<b>Social Studies 1A and B</b>	<ul style="list-style-type: none"> <li>Map Skills</li> <li>Climate and Weather</li> <li>Character Education/Conflict Resolution</li> <li>Government</li> <li>U.S. Symbols and Landmarks</li> <li>Celebrations</li> <li>World Cultures</li> <li>Past, Present and Future</li> <li>Historical Americans</li> <li>Folklore</li> <li>Native Americans</li> <li>Economics</li> </ul>
<b>Social Studies 2A and B</b>	<ul style="list-style-type: none"> <li>Ancient Chinese Folklore and Culture</li> <li>Ancient African Culture and Fables</li> <li>Ancient Celtic Cultures, Movement and Traditions</li> <li>Map Skills</li> <li>Geography of Africa and the British Isles</li> <li>Environmental Regions</li> <li>Locating Oceans and Continents</li> <li>Human, Capital and Natural Resources</li> <li>Economics</li> <li>Laws and Voting</li> <li>Women’s Suffrage Movement</li> <li>Community</li> </ul>
<b>Social Studies 3A and B</b>	<ul style="list-style-type: none"> <li>Ancient Hebrew Culture</li> <li>Ancient Phoenician Culture</li> <li>Ancient African Culture</li> <li>Native Americans: The Cherokee, The Sioux, The Hopi</li> <li>North American Exploration</li> <li>Map Skills</li> <li>The United States Landscape</li> <li>Life on the U.S. Frontier</li> <li>Natural, Human and Capital Resources</li> <li>Economics</li> <li>Frontier Town</li> <li>Laws and Government</li> </ul>



## K-3 Elementary Curriculum Overview

### Social Studies Grades K-3

#### Lesson Structure

While the overall structure is consistent from lesson to lesson, lessons will vary in the order and frequency with which they use or offer activity types. Each module contains several lessons. All lessons begin with a lesson intro page which is written and presented to the learning coach. Each lesson ends with an assignment. The number of pages in each lesson, and the types of activities students do for each lesson, may vary widely.

In general, each lesson consists of the following:

<i>Lesson Component</i>	<i>Description</i>
<i>A lesson intro page (This is on the Learning Coach Tab)</i>	It includes objectives, prerequisites, materials, and key words. As such, it can be a useful guide for you as a teacher.
<i>Video presentations</i>	Students will view at least one video per lesson; some lessons will contain many more videos, and some will have fewer, depending on the topics covered.
<i>Questions and Show Me Activities</i>	Often, lesson pages ask students to think about the answer to a question before clicking a button to see the answer. Encourage students to make sure they have a clear response in mind for each question before clicking to see the answer. The general idea of these activities is to encourage student engagement with the content.
<i>Practice Activities</i>	Students will encounter many chances to practice and get feedback on their progress during a lesson. Practice activities for this course may be online drag-and-drop exercises, multiple-choice questions, slideshows, or downloadable worksheets that students will fill out and send to you for feedback. In some cases, practice worksheets will be provided along with an answer key. These are intended for additional practice for students as a self-check.
<i>Summative Assignment</i>	As students complete each module, students will turn in the Lesson Assignment into the dropbox which will be in your teacher gradebook.