



2024-25 D2 PARENT SCHOOL QUALITY SURVEYS

Parent Results Report

[Abstract](#)

Results of the 2024-25 D2 School Quality Survey - Parent Version

Table of Contents

Executive Summary.....	2
Domain 1: Academic Support	5
Domain 2: School Equity	6
Domain 3: Family Involvement	7
Domain 4: School Leadership	8
Domain 5: School Maintenance	9
Domain 6: Safety & Behavior	10
Domain 7: Student Support.....	11
Domain 8: District Core Beliefs	12
Domain 9: School & District Communication	13
D2 Promise	14

Executive Summary

The Parent Survey measured School Quality in nine domains:

- Academic Support - The ways in which the school supports students' academic achievement and growth.
- School Equity - The ways in which the school promotes equity among students and staff.
- Family Involvement - The ways in which the school involves families in students' school life and education.
- School Leadership - The ways in which school leadership supports student success.
- School Maintenance - General upkeep and overall appearance of the school.
- Safety & Behavior - The ways in which the school promotes safety and discipline.
- Student Support - The ways in which the school supports the "whole child" (i.e., students' mental, social, and emotional health).
- District Core Beliefs - Perception of the district's adherence to its core beliefs.
- School & District Communication - Perceptions of the district's openness to share information and use of various avenues for communication from and with the district.

Survey items were scored on a four-point Likert scale, ranging from 1 (Strongly Disagree) to 4 (Strongly Agree). Percentage of "Agree/Strongly Agree" responses were calculated for each domain to produce a star rating. Each domain was rated in this way to produce the summary table(s) below.

Scoring Guide for Survey Ratings

Score (%)	Star Rating	Interpretation
81-100	5 Stars	Perceived Area of Strength
61-80	4 Stars	Positively Perceived Area
41-60	3 Stars	Moderate Perception
21-40	2 Stars	Potential Area of Concern
20 or less	1 Star	Perceived Area of Concern

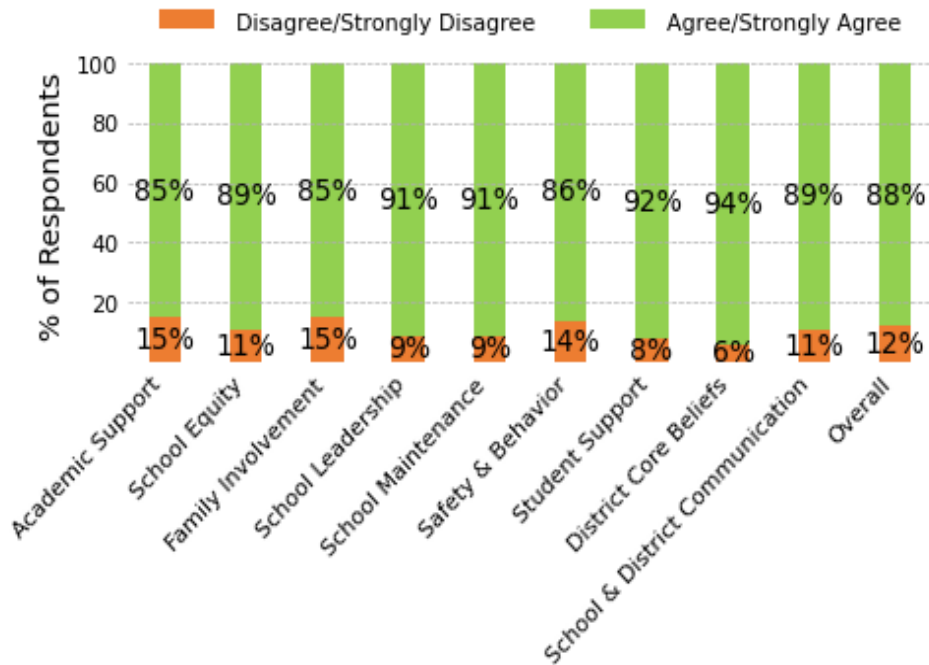
School Quality Survey Domain Ratings

Domain	Score (%)	Star Rating
Academic Support	85	5/5
School Equity	89	5/5
Family Involvement	85	5/5
School Leadership	91	5/5
School Maintenance	91	5/5
Safety & Behavior	86	5/5
Student Support	92	5/5
District Core Beliefs	94	5/5
School & District Communication	89	5/5
Overall	88	5/5

Survey Participation

Metric	23-24	24-25
Sample Size (Actual Number of Respondents)	983	737
Population Size (Possible Number of Respondents)	NA	NA

Parent Survey Results by Domain



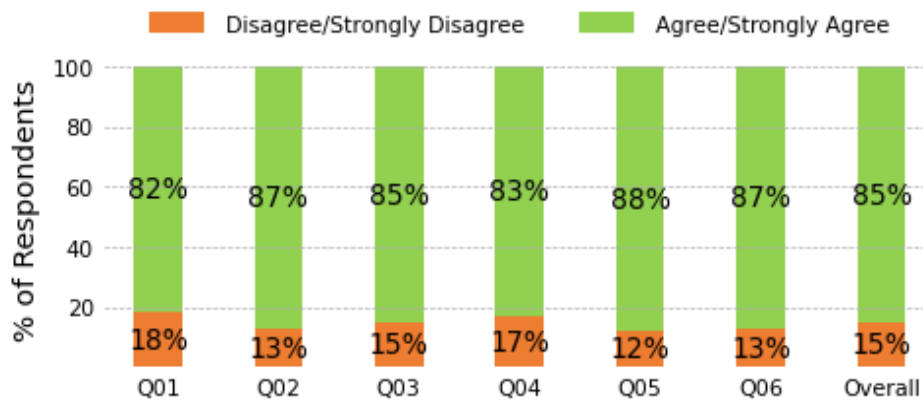
Domain	Strongly Disagree	Disagree	Agree	Strongly Agree	Total #
Academic Support	162	478	1912	1812	4364
School Equity	158	313	1728	2126	4325
Family Involvement	205	419	1760	1906	4290
School Leadership	63	139	914	1016	2132
School Maintenance	32	94	700	563	1389
Safety & Behavior	93	211	1013	797	2114
Student Support	58	123	1004	945	2130
District Core Beliefs	58	79	974	1012	2123
School & District Communication	95	220	1287	1200	2802
Overall	924	2076	11292	11377	25669

Domain 1: Academic Support

The ways in which the school supports students' academic achievement and growth.

Domain Rating	5/5 Stars
Highest Scoring Question(s)	Q05
Lowest Scoring Question(s)	Q01
All Questions in this Domain	<p>Q01. Teachers inform me about how my child is doing academically.</p> <p>Q02. Teachers' feedback on schoolwork helps my child learn.</p> <p>Q03. Teachers are aware of my child's strengths and weaknesses.</p> <p>Q04. My child feels challenged by his/her schoolwork.</p> <p>Q05. School staff set high expectations for my child.</p> <p>Q06. My child is interested in what he/she is learning in school.</p>

Parent Survey Results - Academic Support



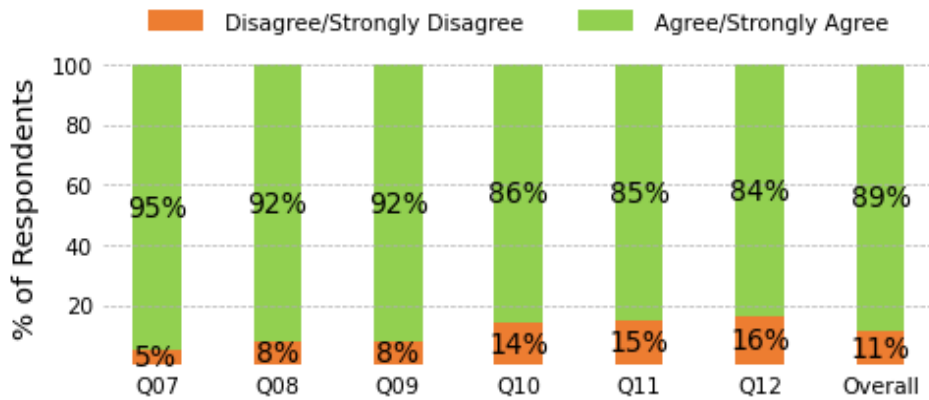
Question	Strongly Disagree	Disagree	Agree	Strongly Agree	Total #
Q01	36	99	283	313	731
Q02	31	62	301	333	727
Q03	26	84	307	309	726
Q04	26	97	361	243	727
Q05	23	64	349	288	724
Q06	20	72	311	326	729
Overall	162	478	1912	1812	4364

Domain 2: School Equity

The ways in which the school promotes equity among students and staff.

Domain Rating	5/5 Stars
Highest Scoring Question(s)	Q07
Lowest Scoring Question(s)	Q12
All Questions in this Domain	<p>Q07. My child's school embraces diversity.</p> <p>Q08. My child is treated equitably regardless of his/her race, culture, religion, sexual orientation, gender, or special needs.</p> <p>Q09. Everyone is accepted at my child's school.</p> <p>Q10. Everyone is respected at my child's school.</p> <p>Q11. Discipline is enforced according to the Code of Conduct at my child's school.</p> <p>Q12. If I had a concern about harassment or discrimination at my child's school, I know where and how to report that concern.</p>

Parent Survey Results - School Equity



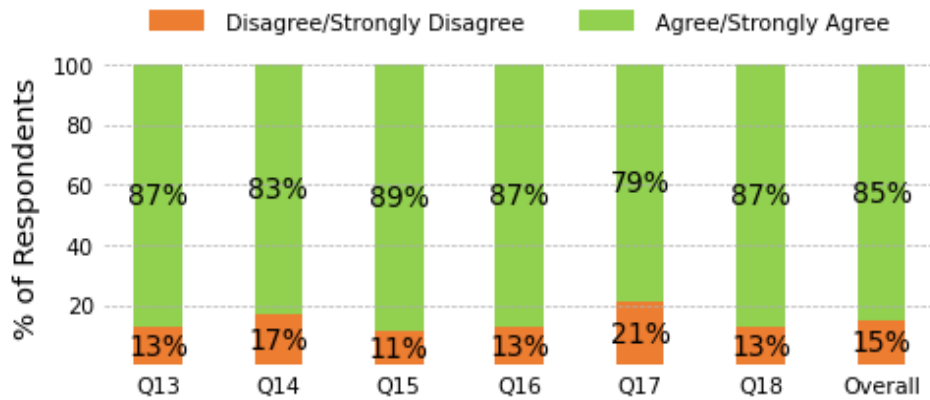
Question	Strongly Disagree	Disagree	Agree	Strongly Agree	Total #
Q07	14	25	296	384	719
Q08	27	32	277	388	724
Q09	20	35	280	389	724
Q10	29	71	271	350	721
Q11	37	68	310	301	716
Q12	31	82	294	314	721
Overall	158	313	1728	2126	4325

Domain 3: Family Involvement

The ways in which the school involves families in students' school life and education.

Domain Rating	5/5 Stars
Highest Scoring Question(s)	Q15
Lowest Scoring Question(s)	Q17
All Questions in this Domain	<p>Q13. Teachers provide useful information about what is expected of my child at school.</p> <p>Q14. I receive adequate communication from my child's school.</p> <p>Q15. I feel comfortable calling my child's school to discuss an issue or concern.</p> <p>Q16. Staff members are welcoming and open about school issues and decisions that impact my family.</p> <p>Q17. I have been informed when my child does something good at school.</p> <p>Q18. I have opportunities to participate in my child's school.</p>

Parent Survey Results - Family Involvement



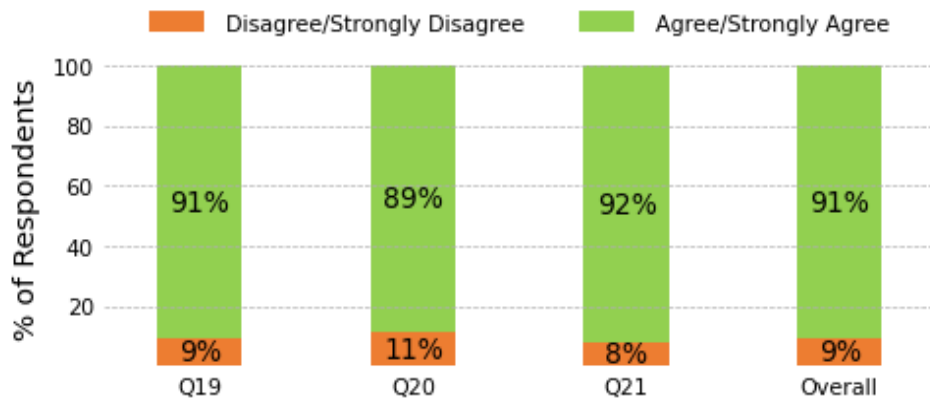
Question	Strongly Disagree	Disagree	Agree	Strongly Agree	Total #
Q13	32	64	309	311	716
Q14	49	73	296	298	716
Q15	29	48	288	353	718
Q16	27	63	278	346	714
Q17	48	101	259	307	715
Q18	20	70	330	291	711
Overall	205	419	1760	1906	4290

Domain 4: School Leadership

The ways in which school leadership supports student success.

Domain Rating	5/5 Stars
Highest Scoring Question(s)	Q21
Lowest Scoring Question(s)	Q20
All Questions in this Domain	Q19. School leaders are approachable. Q20. School leaders manage this school in ways that promote student safety and learning. Q21. School leaders actively work to make this school a great place for students to learn.

Parent Survey Results - School Leadership



Question	Strongly Disagree	Disagree	Agree	Strongly Agree	Total #
Q19	22	42	308	339	711
Q20	20	60	304	328	712
Q21	21	37	302	349	709
Overall	63	139	914	1016	2132

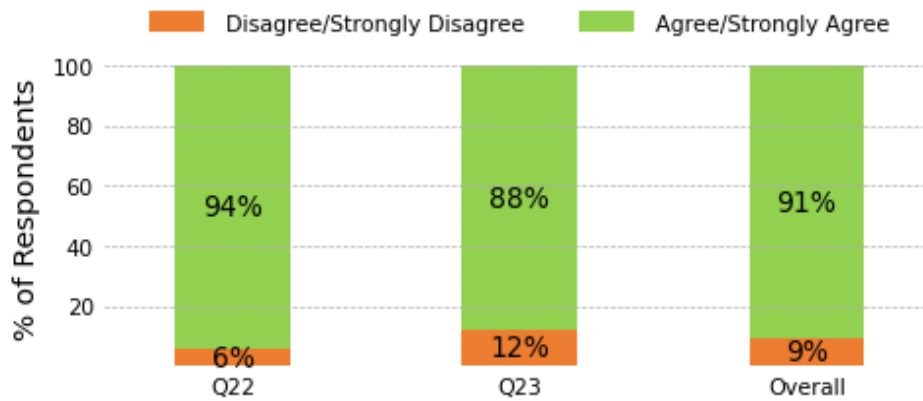
Domain 5: School Maintenance

General upkeep and overall appearance of the school.

Domain Rating	5/5 Stars
Highest Scoring Question(s)	Q22
Lowest Scoring Question(s)	Q23
All Questions in this Domain	Q22. I am proud of the way my child's school looks. Q23. When something is broken at my child's school it is repaired quickly.

*Results in this domain do not include AOA.

Parent Survey Results - School Maintenance



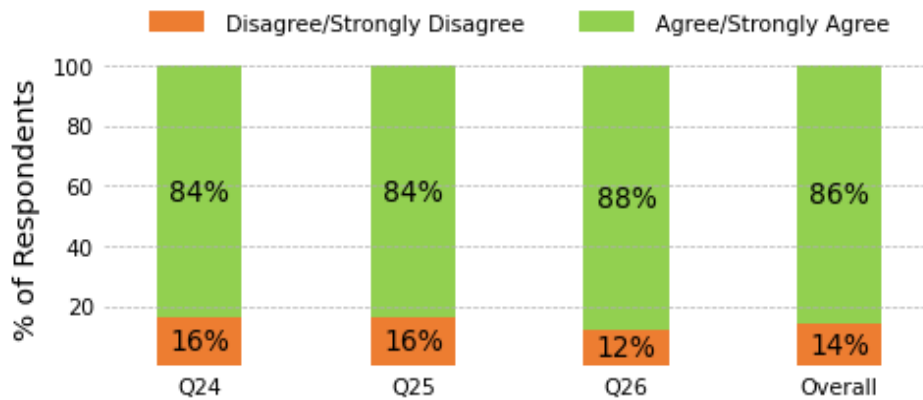
Question	Strongly Disagree	Disagree	Agree	Strongly Agree	Total #
Q22	15	29	317	346	707
Q23	17	65	383	217	682
Overall	32	94	700	563	1389

Domain 6: Safety & Behavior

The ways in which the school promotes safety and discipline.

Domain Rating	5/5 Stars
Highest Scoring Question(s)	Q26
Lowest Scoring Question(s)	Q24, Q25
All Questions in this Domain	Q24. My child feels safe telling an adult at school about being bullied. Q25. When staff are notified about possible bullying at my child's school they respond. Q26. This school implements policies that keep my child safe.

Parent Survey Results - Safety & Behavior



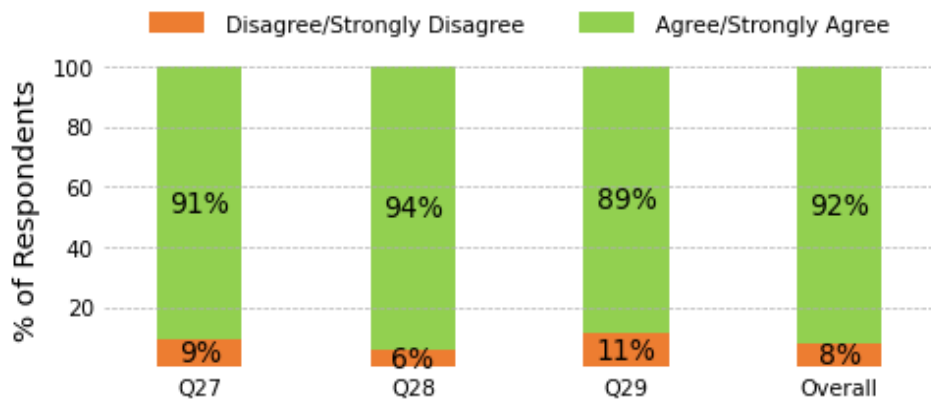
Question	Strongly Disagree	Disagree	Agree	Strongly Agree	Total #
Q24	37	75	326	271	709
Q25	28	81	351	234	694
Q26	28	55	336	292	711
Overall	93	211	1013	797	2114

Domain 7: Student Support

The ways in which the school supports the “whole child” (i.e., students’ mental, social, and emotional health).

Domain Rating	5/5 Stars
Highest Scoring Question(s)	Q28
Lowest Scoring Question(s)	Q29
All Questions in this Domain	Q27. This school provides a caring environment for my child. Q28. There is a teacher, counselor, or other staff member at school to whom my child can go for help with a problem. Q29. This school provides support for my child's social or emotional needs.

Parent Survey Results - Student Support



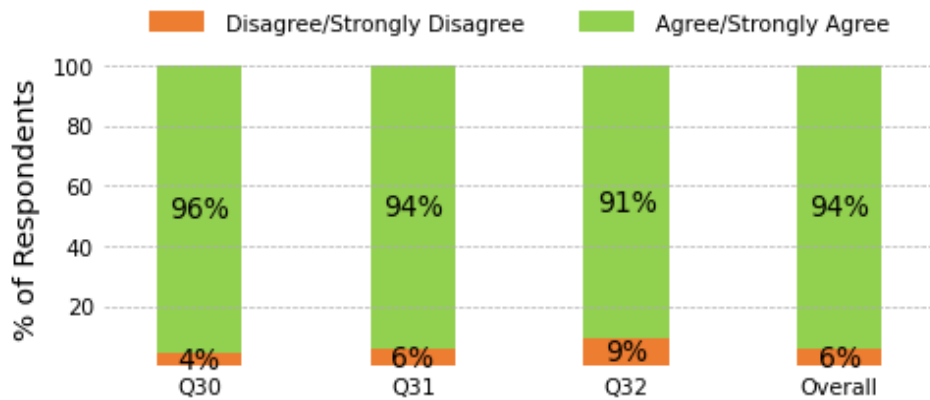
Question	Strongly Disagree	Disagree	Agree	Strongly Agree	Total #
Q27	21	41	332	316	710
Q28	16	28	339	330	713
Q29	21	54	333	299	707
Overall	58	123	1004	945	2130

Domain 8: District Core Beliefs

Perception of the district’s adherence to its core beliefs.

Domain Rating	5/5 Stars
Highest Scoring Question(s)	Q30
Lowest Scoring Question(s)	Q32
All Questions in this Domain	<p>Q30. The district believes all students are capable of excellence.</p> <p>Q31. The district's purpose is to maximize success for all students.</p> <p>Q32. The well-being of students, staff, families and community is a focus of the district.</p>

Parent Survey Results -
District Core Beliefs



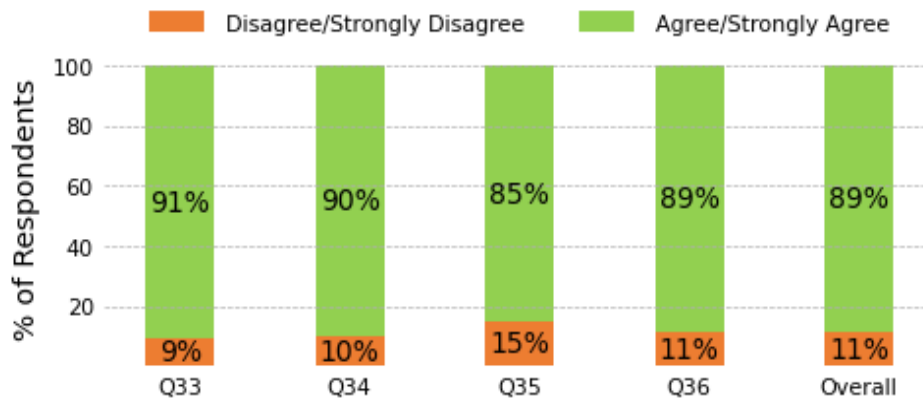
Question	Strongly Disagree	Disagree	Agree	Strongly Agree	Total #
Q30	14	16	329	350	709
Q31	20	25	330	332	707
Q32	24	38	315	330	707
Overall	58	79	974	1012	2123

Domain 9: School & District Communication

Perceptions of the district’s openness to share information and use of various avenues for communication from and with the district.

Domain Rating	5/5 Stars
Highest Scoring Question(s)	Q33
Lowest Scoring Question(s)	Q35
All Questions in this Domain	<p>Q33. The District communicates frequently and timely via emails, text and school messaging.</p> <p>Q34. The District offers multiple ways for me to provide feedback using Let's Talk, surveys, meetings and email.</p> <p>Q35. The District provides opportunities for me to serve on the District Accountability Committee and Building Accountability Committees as a way to have input in the direction of my school and district.</p> <p>Q36. The District and school social media and websites help keep me informed about the District's direction and progress.</p>

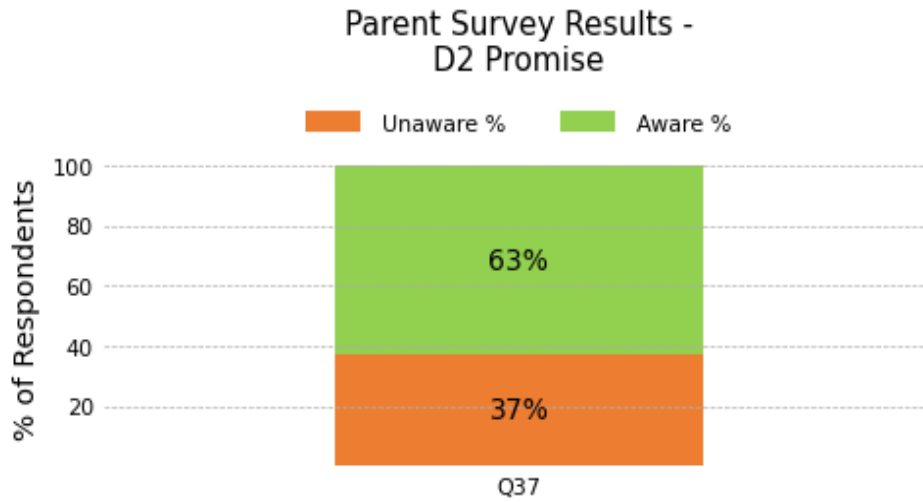
Parent Survey Results - School & District Communication



Question	Strongly Disagree	Disagree	Agree	Strongly Agree	Total #
Q33	19	42	280	363	704
Q34	19	52	334	300	705
Q35	34	72	337	252	695
Q36	23	54	336	285	698
Overall	95	220	1287	1200	2802

D2 Promise

All Questions in this Sub Topic	Q37. Are you aware that D2 high school graduates will now be able to attend Pikes Peak State College at NO COST as part of the D2 Promise Program?
---------------------------------	--



Question	Unaware	Aware	Total #
Q37	263	443	706