



Homeless Education Technical Assistance Center (HETAC)

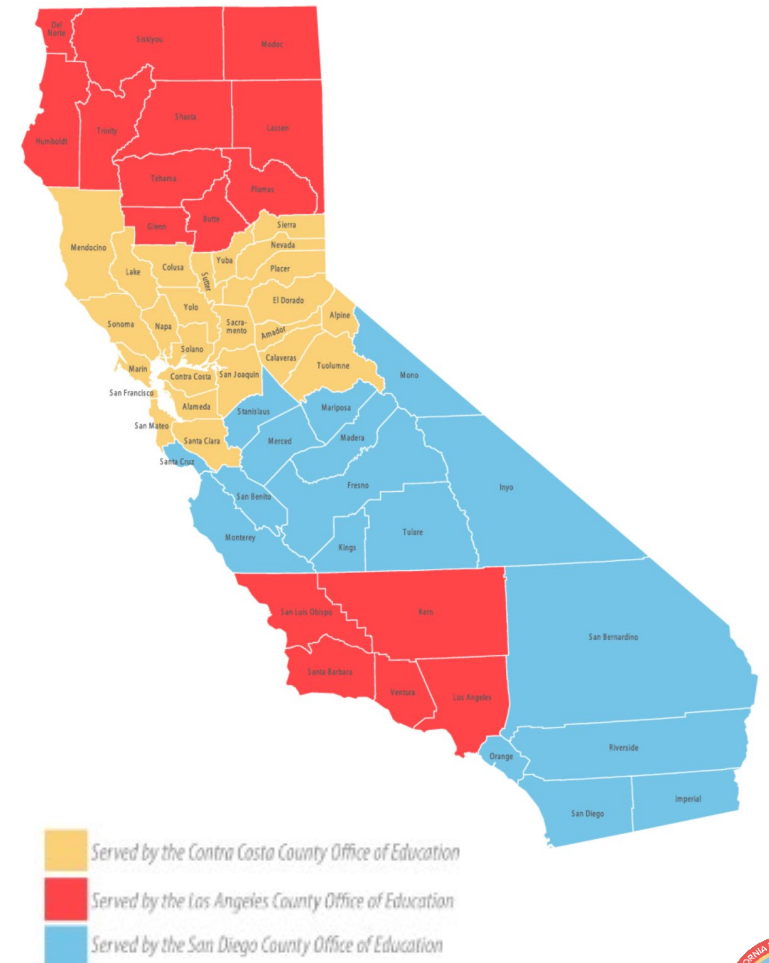
Welcome! We will begin momentarily.
Please say hello in the chat!



About the HETAC

The California Homeless Education Technical Assistance Center (HETAC)

- Is funded by the California Department of Education to serve as the state's homeless education technical assistance center
- Is operated jointly by the Contra Costa, Los Angeles, and San Diego County Offices of Education
- Learn more about the HETAC that serves your county on the [HETAC website contact us page](#)



Webinar Logistics

This webinar is being recorded and will be posted within one week to the HETAC website at www.hetac.org/resources/hetac-resources

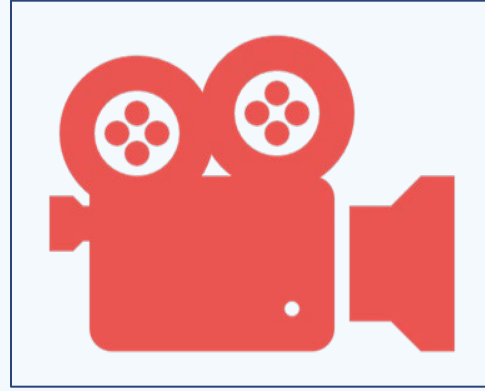
The webinar recording and materials also will be sent to webinar attendees following the webinar

All attendees are muted

Please use “Q&A” to submit questions

Attendees may turn on or disable closed captioning





Recording...



Homeless Education Technical Assistance Center (HETAC)

Homeless Education Data 101: Accessing and Utilizing Key Data for Practical Use and Program Improvement

December 4, 2024



Our Time Today



- Data Sources (What is available? Where do I get access?)
- New CA School Dashboard Data
- Identify different uses for different data types
- Learn what reports and tools are available to the liaison to help with budgeting, awareness raising, targeting training, and ensuring continuous program improvement
- Frequently Asked Data Questions

CA Department of Education Data

- The California Longitudinal Pupil Achievement Data System (CALPADS)
- DataQuest
- California School Dashboard
- GIS Map feature

Data Collection

- Data collection **starts at school** with the housing questionnaire.
- Under California Education Code § 48851, local educational agencies (LEAs) must administer a housing questionnaire to all students annually to ensure the identification of children and youth experiencing homelessness.
- Once the housing questionnaire is completed, that data should be consistent with the student information in CALPADS.

California Department of Education
November 2021

Housing Questionnaire for

Student Last Name	First	Middle

Name of School:

The information provided below will help the LEA determine what services you and/or your child may be eligible to receive. This could include additional educational services through Title I, Part A and/or the federal McKinney-Vento Assistance Act. The information provided on this form will be kept confidential and only shared with appropriate school district and site staff.

Presently, are you and/or your family living in any of the following situations?

- ☐ Staying in a shelter (family shelter, domestic violence shelter, youth shelter) or Federal Emergency Management Agency (FEMA) trailer
- ☐ Sharing housing with other(s) due to loss of housing, economic hardship, natural disaster, lack of adequate housing, or similar reason
- ☐ Living in a car, park, campground, abandoned building, or other inadequate accommodations (i.e. lack of water, electricity, or heat)
- ☐ Temporarily living in a motel or hotel due to loss of housing, economic hardship, natural disaster, or similar reason
- ☐ Living in a single-home residence that is permanent

I am a student under the age of 18 and living apart from parent(s) or guardian

☐ Yes ☐ No

The undersigned parent/guardian certifies that the information provided above is correct and accurate.

Print Parent/Guardian Name	Signature	Date

Phone Number	Street Address	City	State	Zip

LCFF Report 1.17

CALPADS
California Longitudinal Pupil Achievement Data System

1.17 - FRPM/English Learner/Foster Youth - Count

Academic Year:	2015-2016	Gender:	ALL	User ID:	bjauregui.cde
View:	ODS	School Type:	ALL	Created Date:	10-06-2015
As Of:	10/6/2015	School:	ALL	LEA:	Elverta Joint Elementary-3467322

Non-Charter School(s)

Free/Reduced Meal Eligibility Counts Based On:

School Code	School Name	Total Enrollment	Free & Reduced Meal Program: 181/182	Foster	Homeless (1)	Migrant Program: 135	Direct Certification	Unduplicated Eligible Free/Reduced Meal Counts	EL Funding Eligible (2)	Total Unduplicated FRPM/EL Eligible (3)
6033120	Alpha Technology Middle	114	0	0	10	0	44	48	17	57
6033138	Elverta Elementary	179	0	0	10	0	71	77	35	92
TOTAL - Selected Schools		293	0	0	20	0	115	125	52	149

Charter School(s)

Free/Reduced Meal Eligibility Counts Based On:

School Code	School Name	Total Enrollment	Free & Reduced Meal Program: 181/182	Foster	Homeless (1)	Migrant Program: 135	Direct Certification	Unduplicated Eligible Free/Reduced Meal Counts	EL Funding Eligible (2)	Total Unduplicated FRPM/EL Eligible (3)
0127860	Alpha Charter	35	17	0	0	0	9	19	4	21
TOTAL - Selected Schools		35	17	0	0	0	9	19	4	21
TOTAL LEA		328	17	0	20	0	124	144	56	170

This report includes students with Primary and Short Term enrollments in grade levels K – 12, UE and US only. Students enrolled in Adult Education Schools are not included in this report. Students with multiple qualifying records as of Fall 1 Census Day are counted only once. A student with qualifying enrollments in more than one LEA on Census Day is counted in each LEA.

(1) Homeless counts based on Education Program Record with Education Program Membership Code 191 (Homeless).

(2) For Funding, Eligible English Learners are students with an English Language Acquisition Status of 'EL' on Fall 1 Census Day.


(3) Total Unduplicated FRPM/EL Eligible Count will always equal enrollment count for Juvenile Court schools.

Grade:	01-First Grade,02-Second Grade,03-Third Grade,04-Fourth Grade,05-Fifth Grade,06-Sixth Grade,07-Seventh Grade,08-Eighth Grade,09-Ninth Grade,10-Tenth Grade,11-Eleventh Grade,12-Twelfth Grade,KN-Kindergarten,UE-Ungraded Elementary,US-Ungraded Secondary	Ethnicity/Race:	ALL	5 - 17 Year Olds:	All
--------	--	-----------------	-----	-------------------	-----

This report is confidential and use is restricted to authorized individuals.

The data on this report is filtered by the user selections that appear on the last page of this report.

Report 5.5: Homeless – Student List



5.5 - Homeless - Student List

Academic Year: 2019-2020
View: Snapshot

LEA: CSG Training Berkeley Unified
School Type: ALL
School: ALL

User ID: test@fornet.org
Created Date: 5/26/2020 5:40:33 PM
Print Date: 5/26/2020 9:45:46 PM

Report Logic


School Code	School Name	SSID	Student Name	Local ID	Ethnicity/Race	Grade Level	Homeless Dwelling Type	Unaccompanied Youth Indicator	Runaway Indicator	Enrollment Start Date	Enrollment Status	Enrollment Exit Date	SELA Effective	Eng Lang Acq Status	Title I Part C Migrant	Special Education
1	2	3	4	5	6	7	8	9	10	11	12	13	14	15	16	17
9998156	CSG Training Berkeley High	1309500388	Jones, Jimbo	11	Hispanic	12	110-Hotels/motels	N	N	8/12/2019	10-Primary enrollment	5/22/2020	9/17/2019	EO	N	N
9998156	CSG Training Berkeley High	4544054436	Mellow, Mash	5150	Multiple	11	120-Temporarily Doubled Up	N	N	9/1/2019	10-Primary enrollment		9/22/2019	TBD	N	N
9998156	CSG Training Berkeley High	4304094533	Rod, Fishing	6	Hispanic	10	110-Hotels/motels	N	N	8/15/2019	10-Primary enrollment		8/1/2018	EO	N	N
9998179	CSG Training Emerton Elementary	8684322884	Marvel, Capitan	1234	Multiple	KN	120-Temporarily Doubled Up	N	N	9/1/2019	10-Primary enrollment		9/13/2019	EO	N	N

Grade: 01-First Grade, 02-Second Grade, 03-Third Grade, 04-Fourth Grade, 05-Fifth Grade, 06-Sixth Grade, 07-Seventh Grade, 08-ALL
English Language Acquisition Status: ALL
Enrollment Status: ALL

Ethnicity/Race: ALL
Gifted and Talented: ALL
Special Education: ALL

Gender: ALL
Title I Part C Migrant: ALL
Homeless Dwelling Type: ALL

Report 5.4: Homeless Students Enrolled



CALPIADS
California Longitudinal Pupil Achievement Data System

5.4 - Homeless Students Enrolled - Unduplicated Count by School

Academic Year: 2021-2022		LEA: ABC Unified-1964212		User ID: BJauregu@cde.ca.gov	
View: Snapshot		School Type: ALL		Revision Date: 8/28/2022 2:06:12 PM	
Revision ID: 3773559		School: ALL		Print Date: 2/13/2023 10:56:37 AM	

			Homeless Dwelling Type					
School Code	School Name	Grade Level	Total Homeless Dwelling Type by Grade	Temporary Shelters (100)	Hotels/Motels (110)	Temporarily Doubled Up (120)	Temporarily Unsheltered (130)	Unaccompanied Youth Indicator
TOTAL - Selected Schools								
		ALL	99	13	32	51	3	1
			Homeless Dwelling Type					
School Code	School Name	Grade	Total Homeless Dwelling Type by Grade	Temporary Shelters (100)	Hotels/Motels (110)	Temporarily Doubled Up (120)	Temporarily Unsheltered (130)	Unaccompanied Youth Indicator
1930346	ABC Adult							
TOTAL - School (Unduplicated)		ALL	0	0	0	0	0	0
1995596	ABC Secondary (Alternative)							
TOTAL - School (Unduplicated)		ALL	0	0	0	0	0	0
6010862	Aloha Elementary							

DataQuest

- Provides data and statistics about California's K–12 public educational system.
- Supports a wide variety of informational, research, and policy needs.
- Summary and detailed data reports are available for multiple subject areas at the school, district, county, and state levels.

DataQuest Reports

- Annual Enrollment (Census)
- Graduation Rate (Outcomes)
- College Going Rate
- Suspension/ Expulsion
- Absenteeism Data
- Stability
- Homeless by Dwelling Type (Cumulative)

Select Level and Subject



DataQuest provides meaningful data and statistics about California's TK/K-12 public educational system that supports a wide variety of informational, research, and policy needs. Summary and detailed data reports are available for multiple subject areas at the school, district, county, and state levels.

To create a report:

1. Select a report **Level**
2. Select a report **Subject**
3. Select **Submit**

Data Resources

- [What's NEW? DataQuest Change Log](#)
- [QuickQuest](#) lets you find answers fast!
- [Downloadable Data Files](#)
- [California School Dashboard](#)
- [CAASPP/ELPAC Test Results](#)
- [Data Requests](#)

Other CDE Resources

- [CA Department of Education Home](#)
- [California School Directory](#)
- [Data & Statistics](#)
- [Testing & Accountability](#)
- [CA Education Fingertip Facts](#)
- [DataQuest Update Newsletter](#)

1. Select Level

State ▼


2. Select Subject

Homeless Student Data ▼

3. Select Submit

Submit

Reset



Select Criteria and Report



[CDE Home](#) » [DataQuest](#) » [Select Criteria](#) » Select a Report

Homeless Data - 2022-23

State-Level Reports:

Select a Report:

- ☒ Homeless Student Data
- ☐ Homeless Student Data (with County Data)

Submit

[CDE Home](#) » [DataQuest](#) » Select Criteria

Select Year of Data

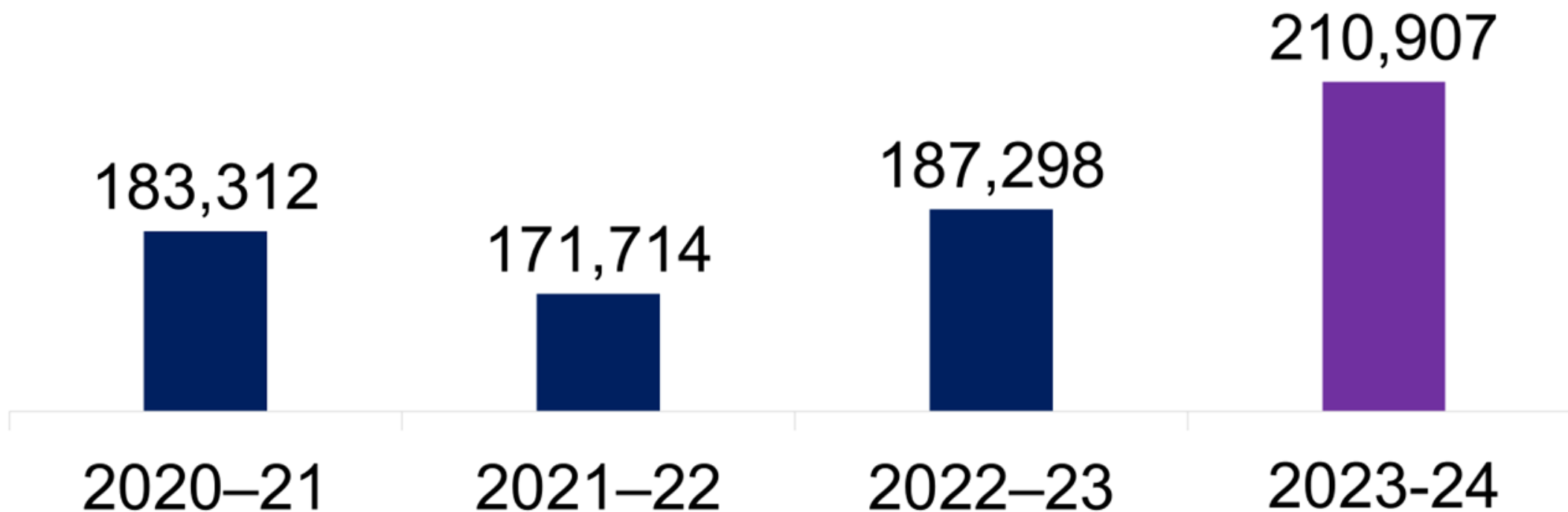
1. Select The Year of Data:

2022-23 ▼

Submit

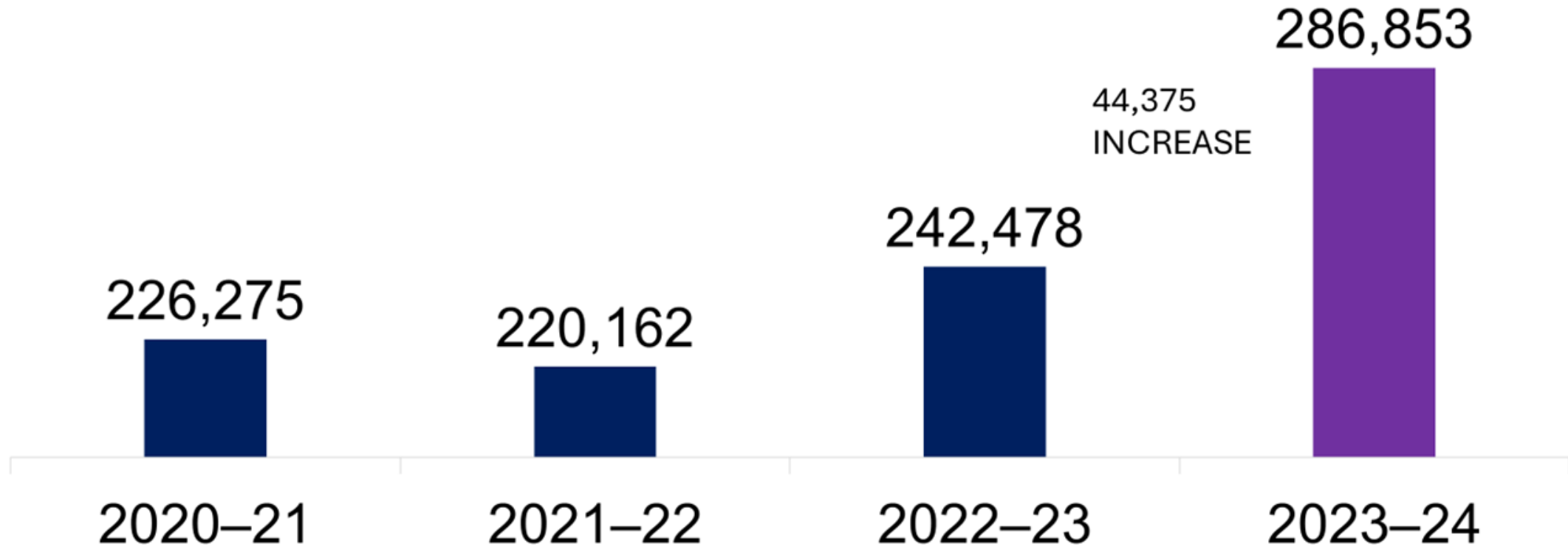


Homeless Census Day Enrollment



Census enrollment is the number of students who were enrolled in school and were homeless on Census Day (the first Wednesday in October).

Homeless Cumulative Enrollment

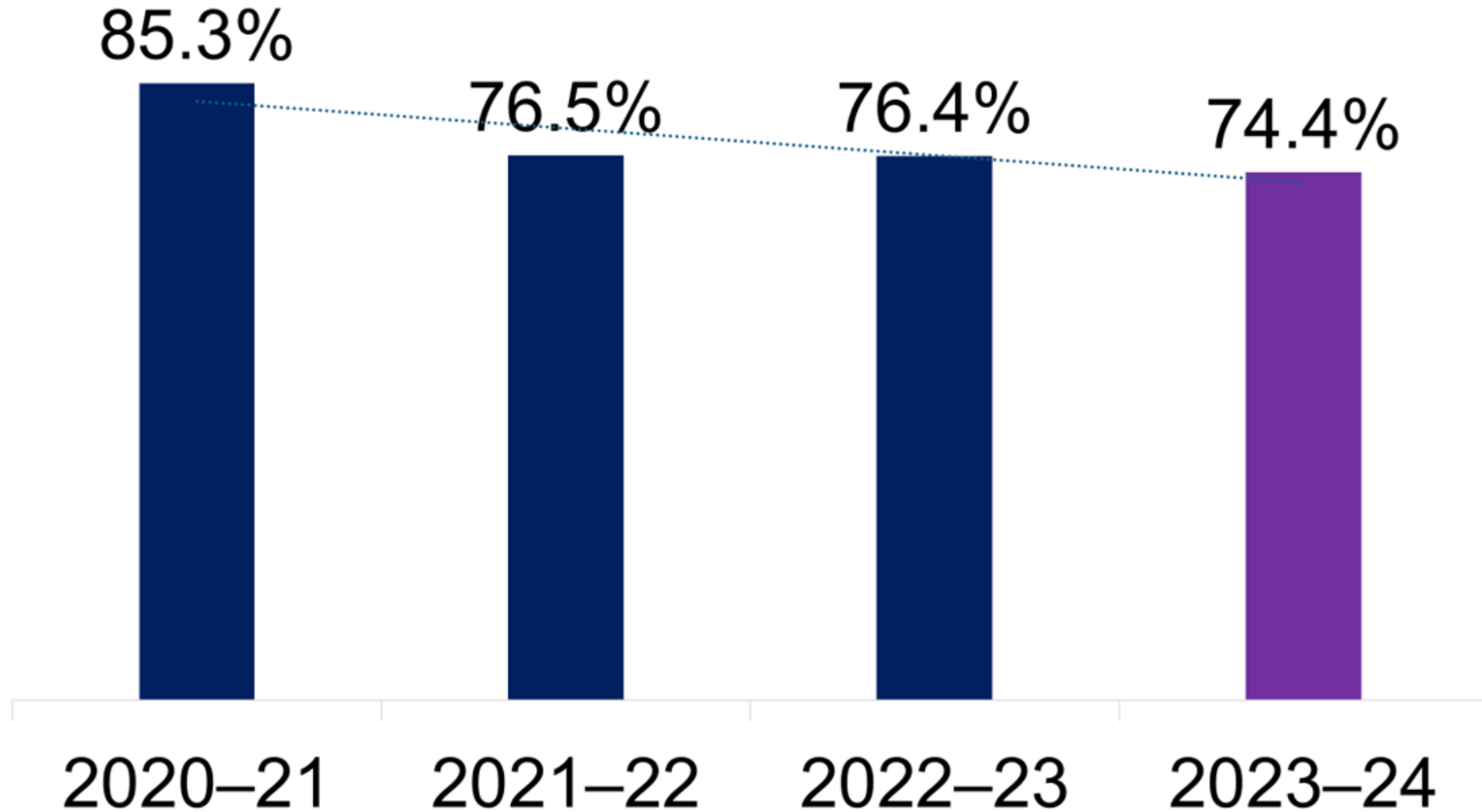


Cumulative enrollment is the total number of students who were enrolled in school at any time in the academic year and were homeless at any time in the academic year.

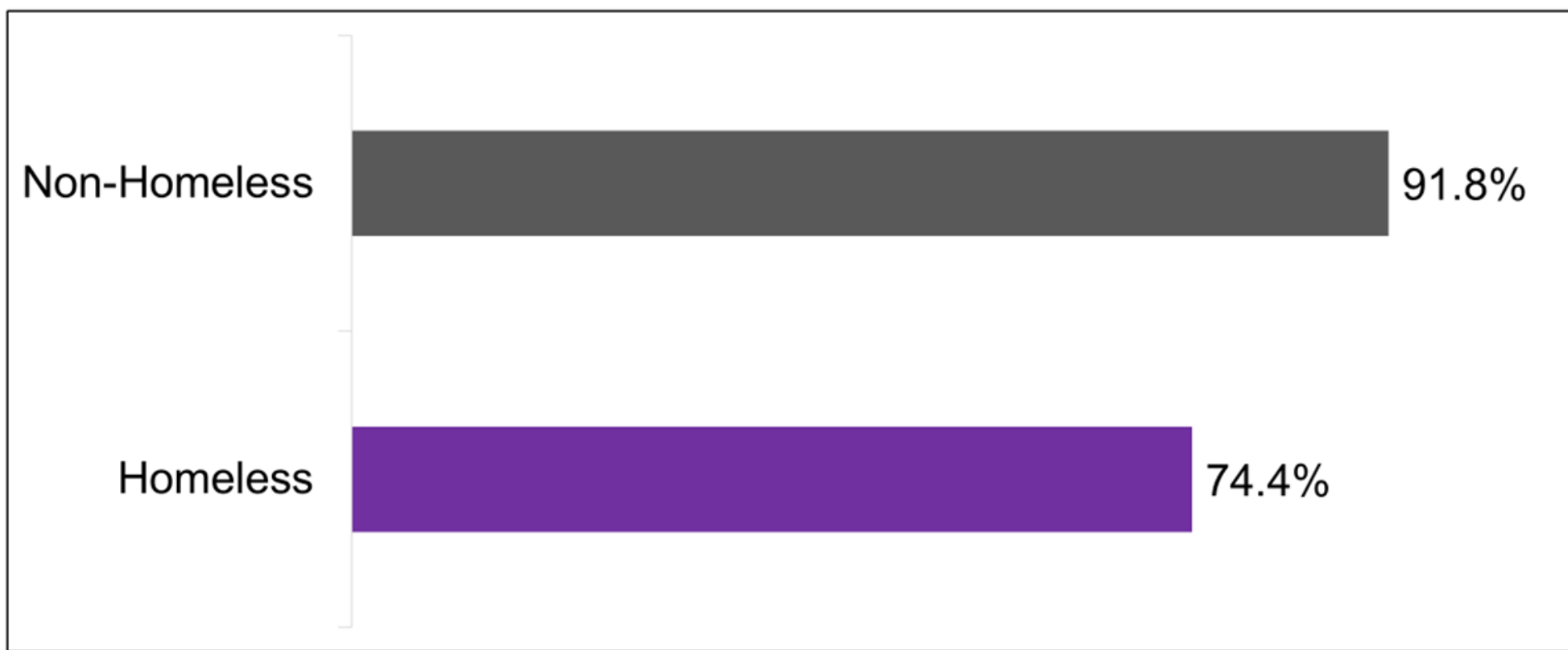
Census and Cumulative Data

	CENSUS DAY DATA	CUMULATIVE DATA
Time-Frame	First Wednesday in October	July 1 – June 30
Collection Type	Point-in-Time	Cumulative
Collection Name	Census Day	End of Year (EOY) 3
Resulting Report	CALPADS Report 1.17 and 1.18	CALPADS Reports 5.4 and 5.5
Data Release	March-April	December-January
Financial Impact	LCFF and FRPM	All other funding

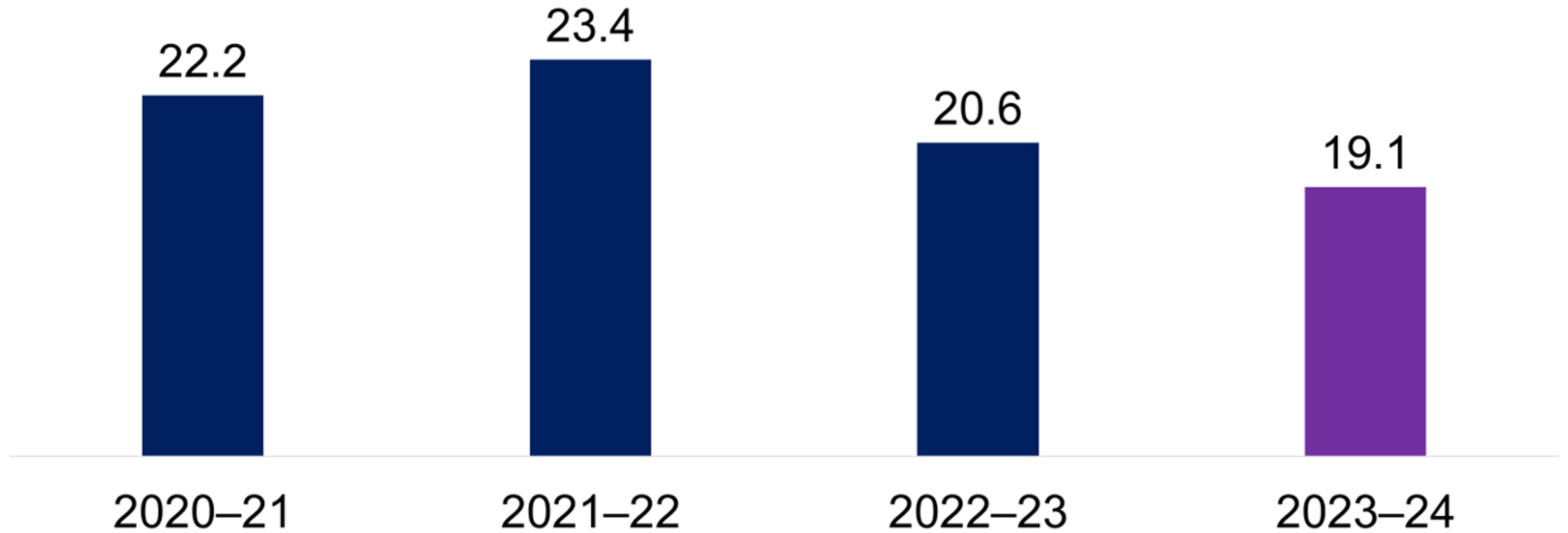
Homeless Stability Rate



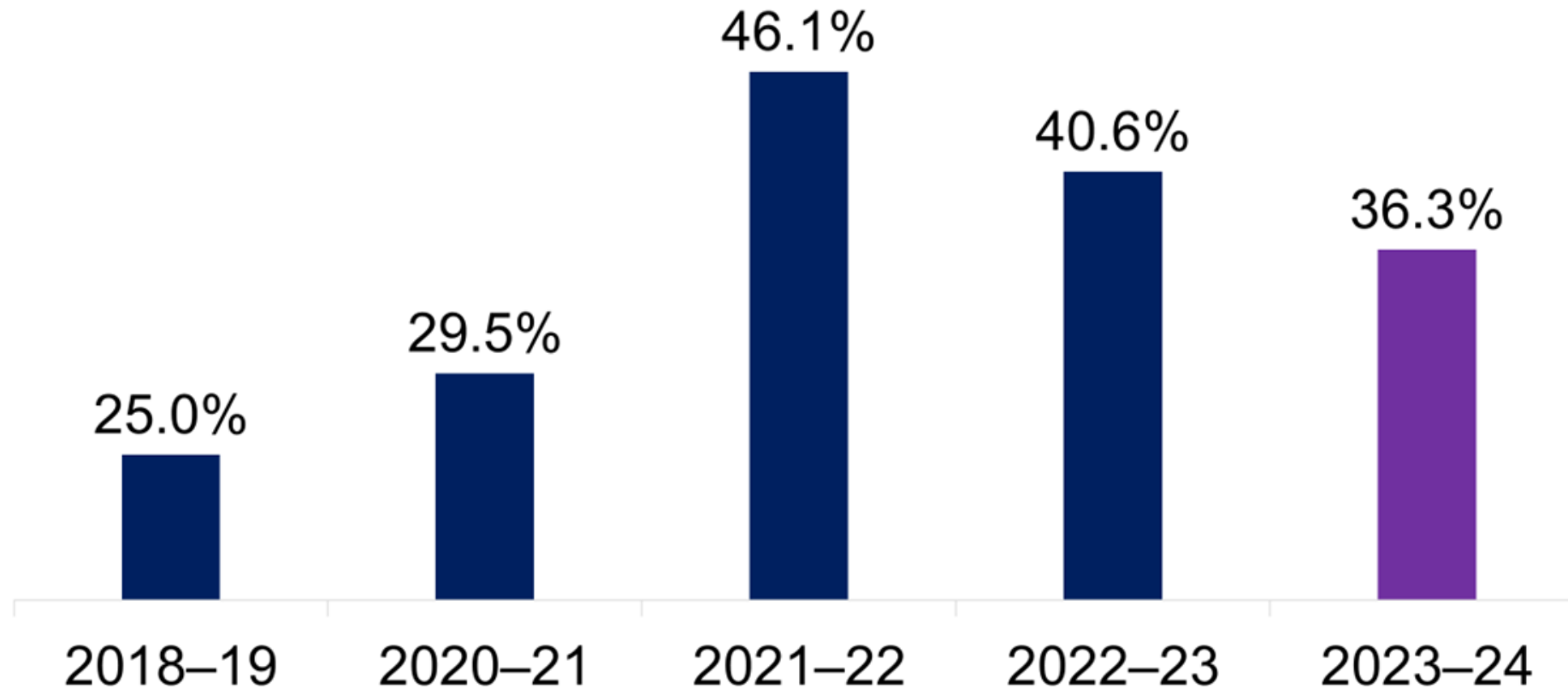
2023-24 Stability Rate



Homeless Average Days Absent

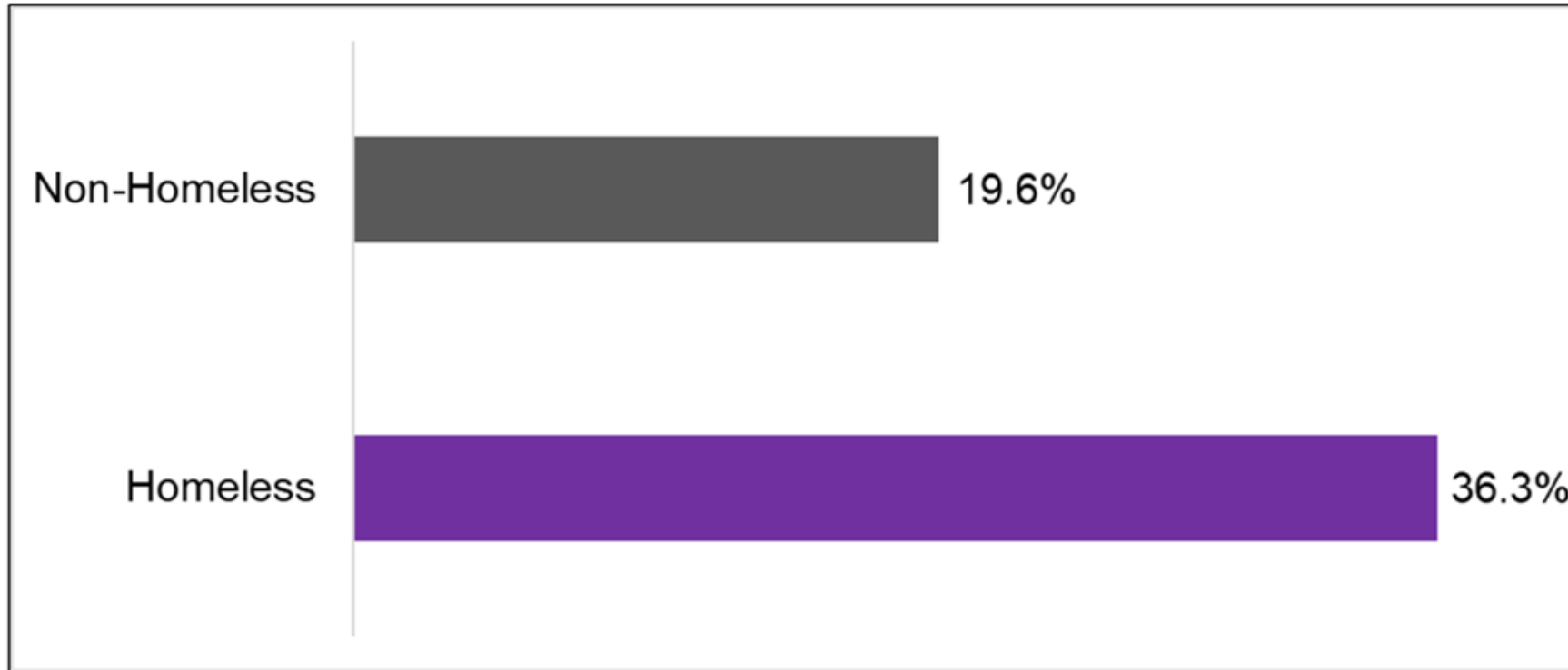


Homeless Chronic Absenteeism

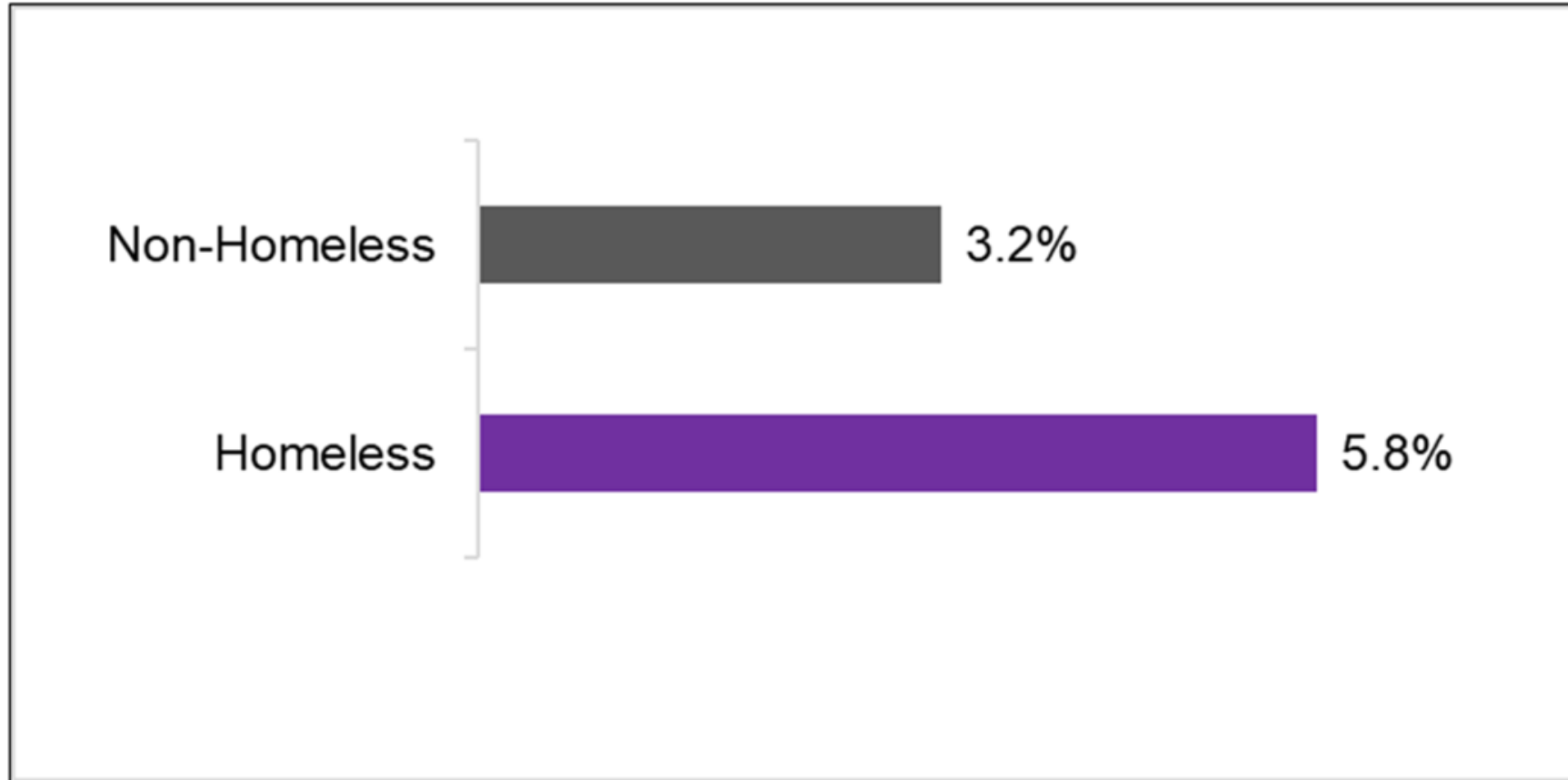


Note: The CDE has determined that the 2019-20 absenteeism data are not valid and reliable for the 2019-20 academic year; therefore, the CDE has not processed these data and they are unavailable for public release.

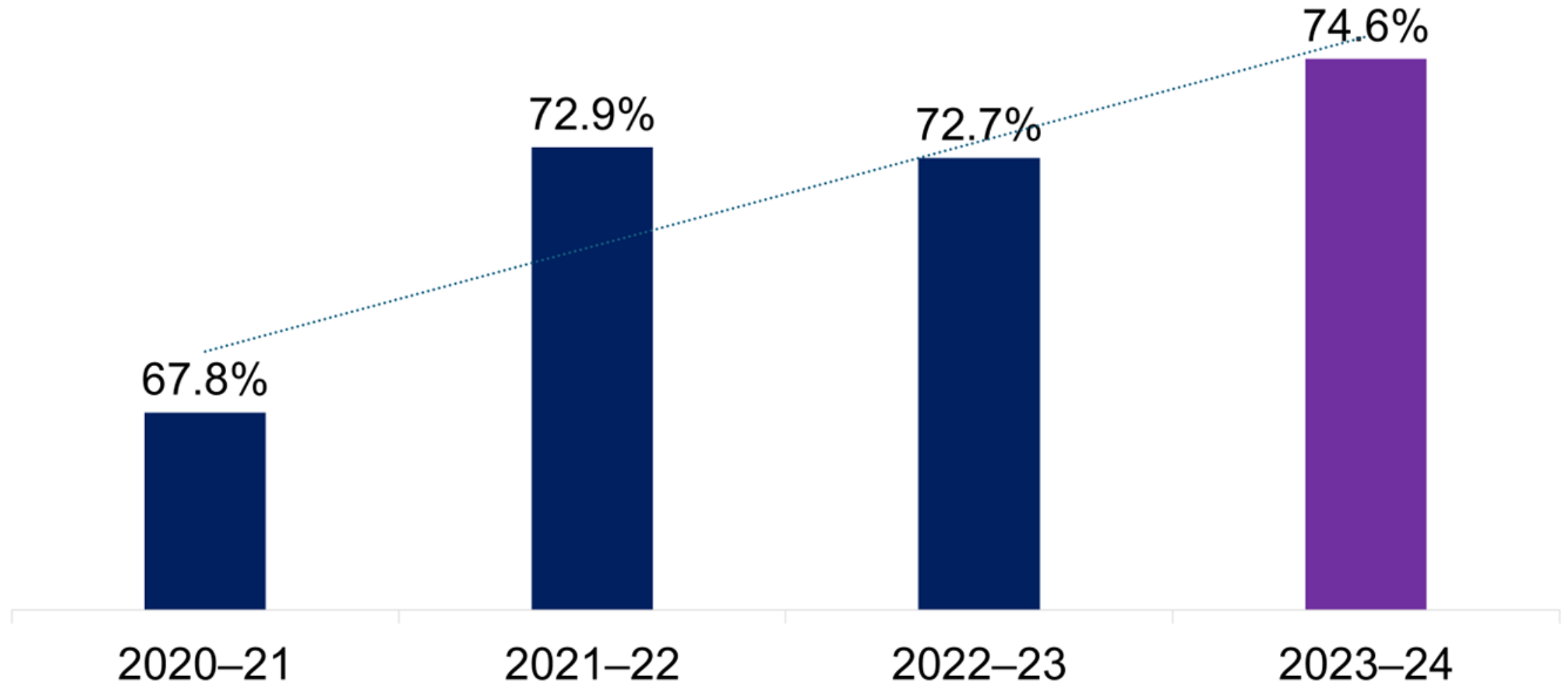
2023-24 Homeless Chronic Absenteeism



2023-24 Suspension Rate



Homeless Four-Year Cohort Graduation Rate

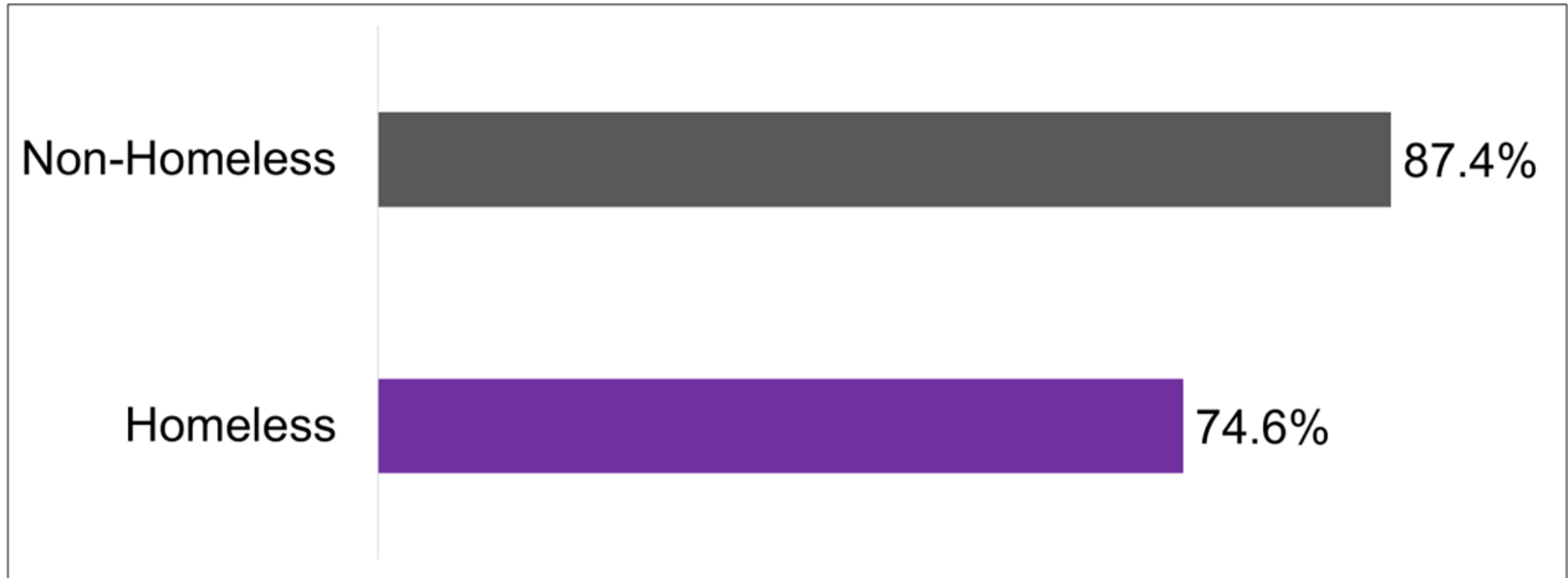


Definitions

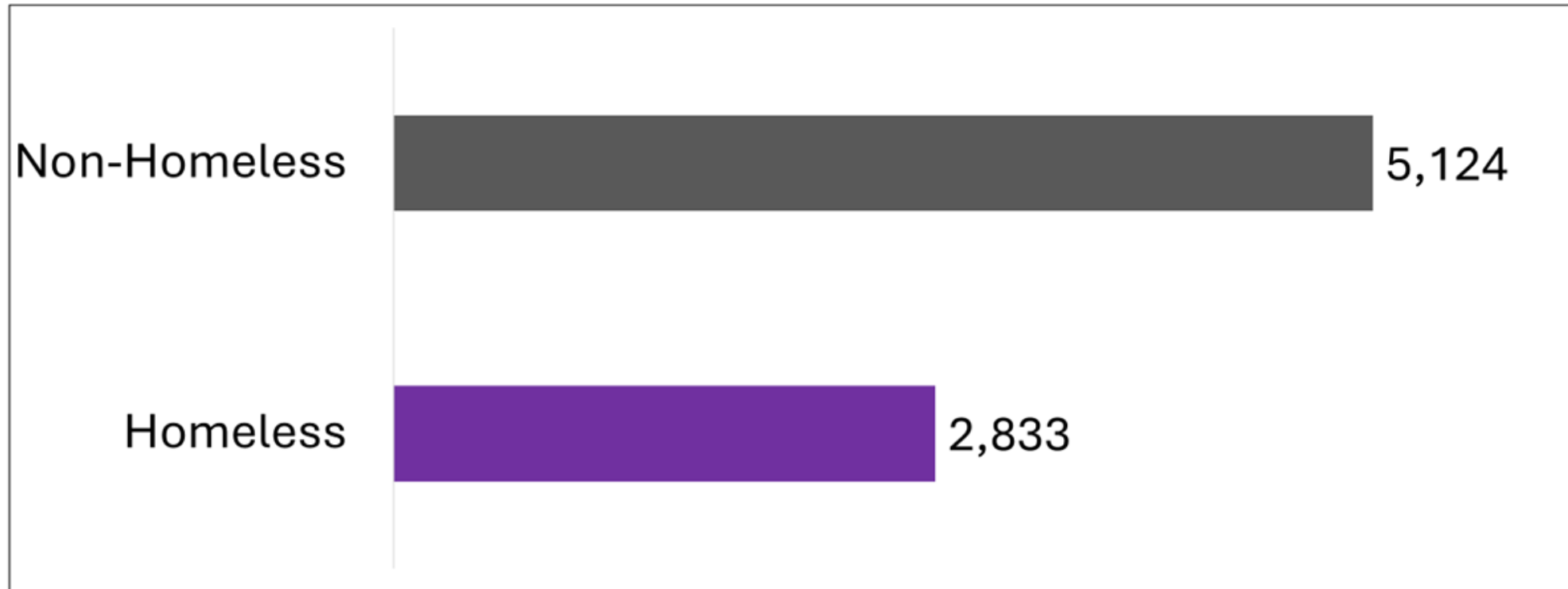
Cohort Graduation Rate: The four-year adjusted cohort graduation rate (ACGR) is the number of students who graduate from high school in four years with a regular high school diploma divided by the number of students who form the adjusted cohort for the graduating class.

Cohort Students: The four-year cohort is based on the number of students who enter grade 9 for the first time adjusted by adding into the cohort any student who transfers in later during grade 9 or during the next three years and subtracting any student from the cohort who transfers out, emigrates to another country, transfers to a prison or juvenile facility, or dies during that same period.

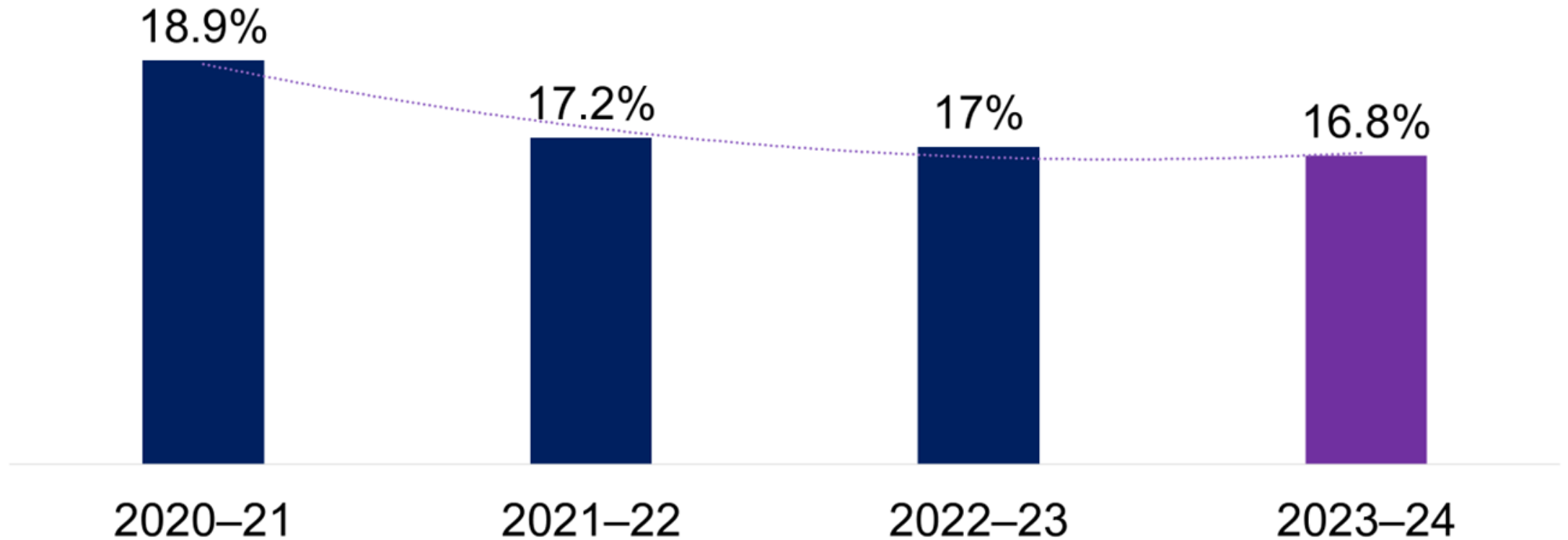
2023-24 Four-Year Cohort Graduation Rate



2023-24 Graduates Receiving a Local Requirements Exemption



Homeless Four-Year Cohort Dropout Rates



2022-23 Cumulative Enrollment by Dwelling Type

Race / Ethnicity	Cumulative Enrollment	Homeless Student Enrollment	Temporarily Doubled-Up	Temporary Shelters	Hotels/Motels	Temporarily Unsheltered
African American	308,444	20,077	68.5%	12.4%	13.7%	5.3%
American Indian or Alaska Native	26,981	1,909	76.2%	10.3%	9.1%	4.5%
Asian	582,803	7,056	74.9%	11.5%	11.4%	2.2%
Filipino	134,975	2,695	89.3%	6.1%	2.6%	2.1%
Hispanic or Latino	3,375,994	178,878	86.6%	5.4%	4.4%	3.5%
Pacific Islander	25,509	1,480	80.3%	6.5%	10.0%	3.2%
White	1,235,042	24,670	76.8%	10.1%	7.8%	5.3%
Two or More Races	266,125	7,584	75.8%	9.9%	10.0%	4.2%
Not Reported	63,678	2,131	72.0%	12.4%	10.4%	5.3%

Report Totals

Name	Cumulative Enrollment	Homeless Student Enrollment	Temporarily Doubled-Up	Temporary Shelters	Hotels/Motels	Temporarily Unsheltered
Statewide	6,019,551	246,480	83.3%	6.9%	6.0%	3.8%

CALIFORNIA SCHOOL DASHBOARD

State's accountability measuring and tracking performance levels and change

1. Academic Indicators

- English Language Arts/ Literacy
- Mathematics

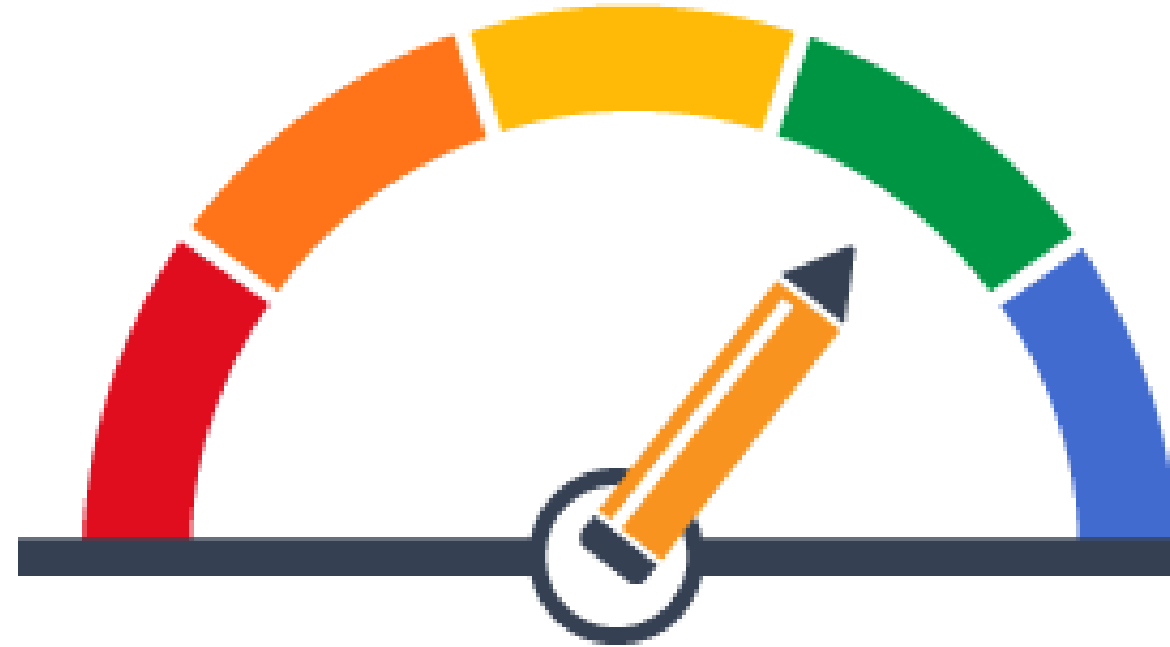
2. English Learner Progress Indicator

3. Graduation Rate

4. Chronic Absenteeism (K-8th)

5. Suspension Rate

6. College/Career Indicator



English Language Arts

- The homeless student group scored 70.4 points below standard.
- English Language Arts assessments include students in grades three through eight and/or grade eleven

Homeless



Red

70.4 points below
standard

Maintained -2.5 Points

Number of Students:

119,419

Mathematics

- The homeless student group scored 106 points below standard.
- Mathematics assessments include students in grades three through eight and/or grade eleven

Homeless



Red

106 points below standard

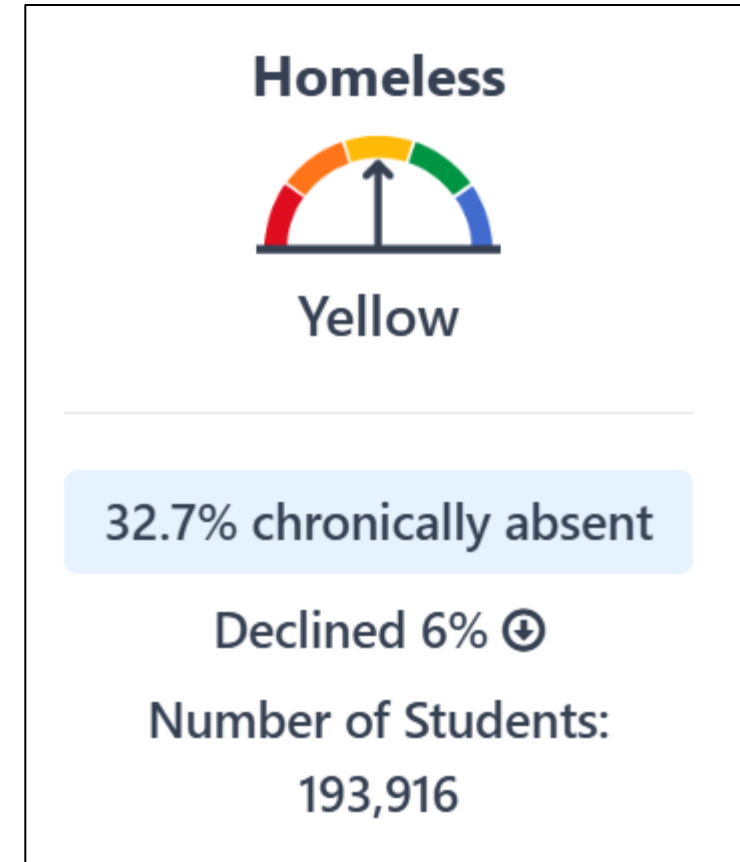
Declined 4.7 Points ⬇️

Number of Students:

128,657

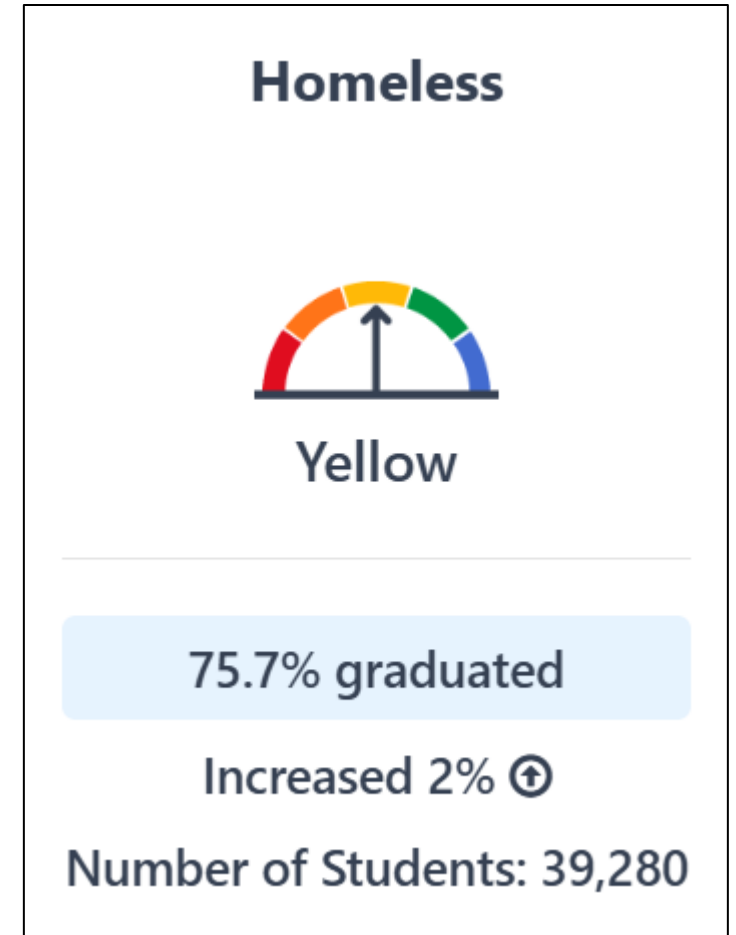
Chronic Absenteeism

- 32.7 percent of homeless students in grades kindergarten through eight were chronically absent in the 2023-24 school year.
- Chronic absenteeism includes students who were absent for 10 percent or more of total school days.



Graduation Rate

- Total homeless students: 39,280
- 75.7 percent of homeless students graduated in the 2023-24 school year.



Suspension Rate

- 5.7 percent of the homeless student group were suspended for at least one day.
- The percentage includes students in kindergarten through grade 12 who have been suspended at least once in a given school year.
- Students who are suspended multiple times are only counted once.

Homeless



Yellow

5.7% suspended at least
one day

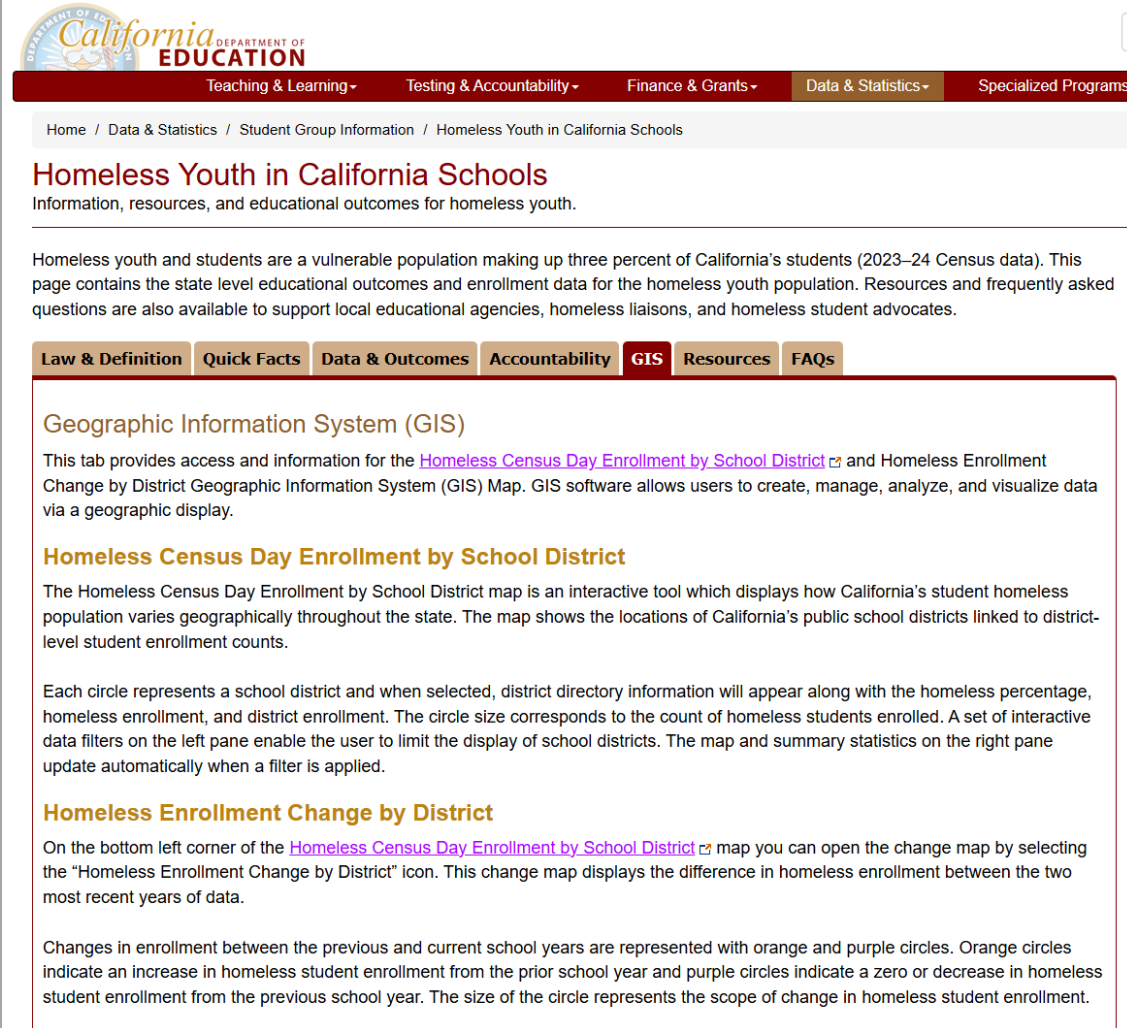
Declined 0.8% ⬇️

Number of Students:
286,821



Homeless Youth Data Webpage

- Link to the Geographic Information System (GIS)
- Descriptions and links to Census Day Enrollment and Annual Enrollment
- Definitions
- <https://www.cde.ca.gov/ds/sg/homelessyouth.asp>



The screenshot shows the California Department of Education's website. The header includes the state seal and the text "California DEPARTMENT OF EDUCATION". A navigation bar contains links for "Teaching & Learning", "Testing & Accountability", "Finance & Grants", "Data & Statistics", and "Specialized Programs". Below this, a breadcrumb trail reads "Home / Data & Statistics / Student Group Information / Homeless Youth in California Schools". The main heading is "Homeless Youth in California Schools" with the subtitle "Information, resources, and educational outcomes for homeless youth." A paragraph states: "Homeless youth and students are a vulnerable population making up three percent of California's students (2023–24 Census data). This page contains the state level educational outcomes and enrollment data for the homeless youth population. Resources and frequently asked questions are also available to support local educational agencies, homeless liaisons, and homeless student advocates." A secondary navigation bar includes "Law & Definition", "Quick Facts", "Data & Outcomes", "Accountability", "GIS" (highlighted), "Resources", and "FAQs". The "GIS" section is titled "Geographic Information System (GIS)" and describes the "Homeless Census Day Enrollment by School District" map. It explains that the map shows the locations of California's public school districts linked to district-level student enrollment counts. It also notes that each circle represents a school district, with size corresponding to the count of homeless students enrolled. A set of interactive data filters on the left pane allows users to limit the display of school districts. The map and summary statistics on the right pane update automatically when a filter is applied. The "Homeless Enrollment Change by District" section explains that on the bottom left corner of the map, users can open the change map by selecting the "Homeless Enrollment Change by District" icon. This change map displays the difference in homeless enrollment between the two most recent years of data. It further clarifies that changes in enrollment between the previous and current school years are represented with orange and purple circles: orange circles indicate an increase in homeless student enrollment from the prior school year, and purple circles indicate a zero or decrease in homeless student enrollment from the previous school year. The size of the circle represents the scope of change in homeless student enrollment.

Graphic Information System (GIS)

- GIS software allows users to analyze and visualize data in a geographic display
- Interactive tool!
- Homeless census day enrollment school district
- Homeless enrollment change by district



Homeless Census Day Enrollment by School District

California Department of Education

Data Filters

Academic Year

☒ 2023-24

☐ 2022-23

Homeless Enrollment

0 - 11,310



Reset

Homeless Percent %

0 - 40.8



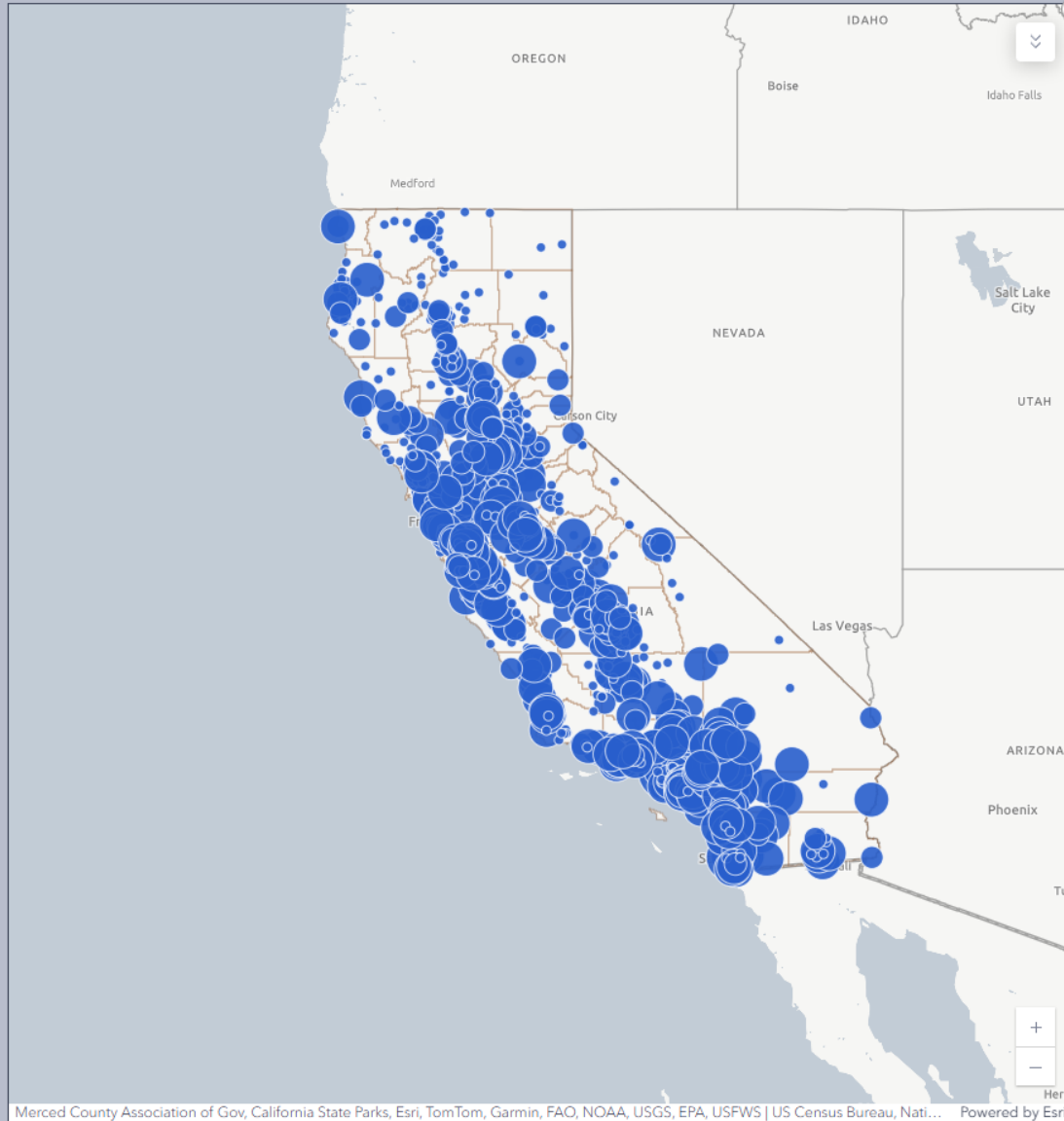
Reset

Homeless by Charter Status

☒ All Schools

☐ Non-Charter

☐ Charter



Merced County Association of Gov, California State Parks, Esri, TomTom, Garmin, FAO, NOAA, USGS, EPA, USFWS | US Census Bureau, Nati... Powered by Esri

Homeless Percent

3.6%

Homeless Enrollment

210,907

Total K-12 Enrollment

5,837,690

District Count

1,017

Map Legend

School Districts

Homeless Enrollment



Homeless Enrollment by District

Homeless Enrollment Change by District





Homeless Census Day Enrollment Change by School District

California Department of Education

Data Filters

2022-23 to 2023-2024

Homeless Enrollment Change

-846 - 1,900



-846 1900

Set to minimum

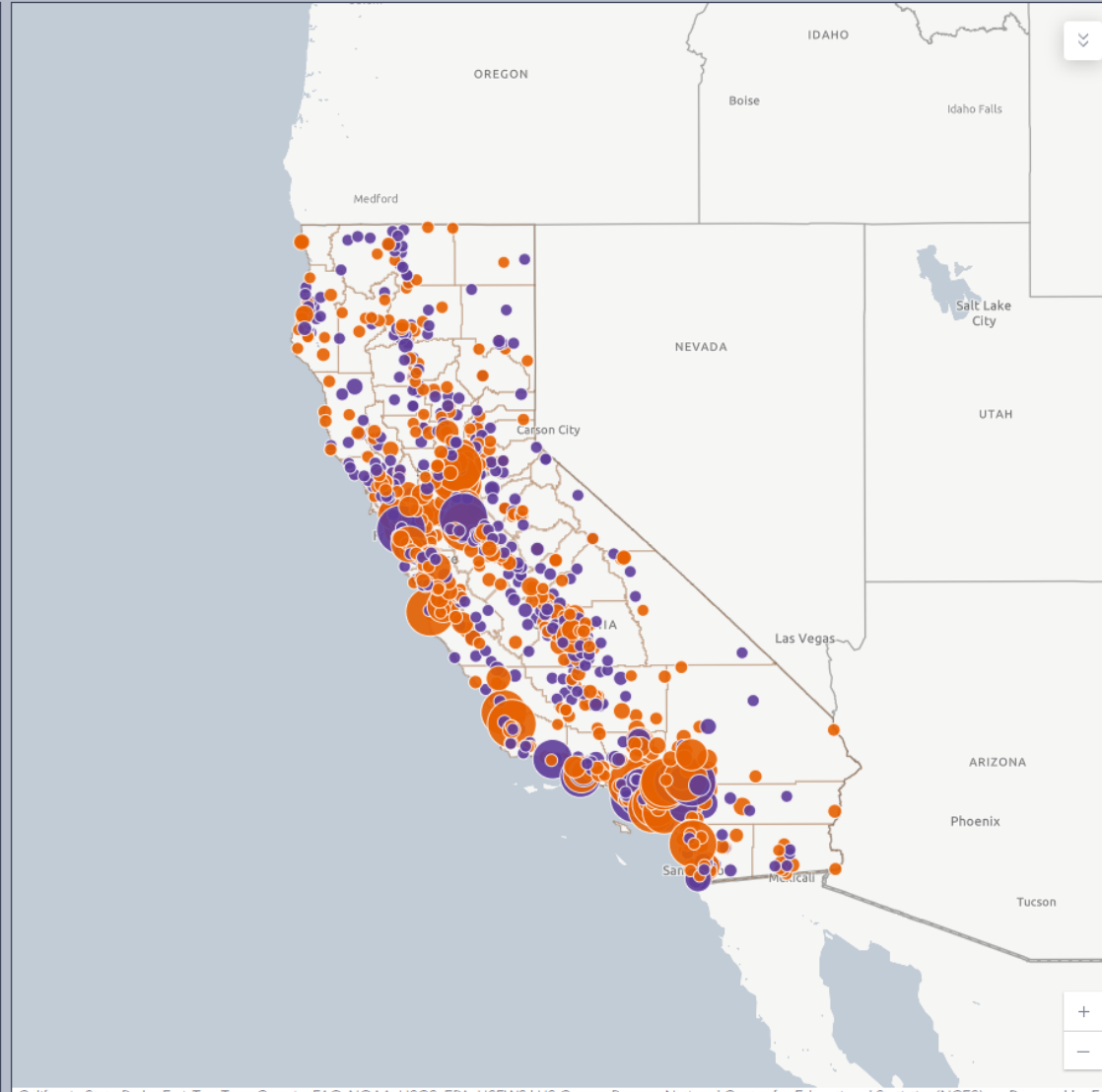
Set to maximum

Reset

Homeless by Charter Status

- ☒ All Schools
- ☐ Non-Charter Schools
- ☐ Charter Schools

Reset



California State Parks, Esri, TomTom, Garmin, FAO, NOAA, USGS, EPA, USFWS | US Census Bureau, National Center for Educational Statistics (NCES) Powered by Esri

Homeless 2023-24

210,907

Homeless 2022-23

187,298

Change (Count)

23,609

Change (%)

13%

Map Legend

School Districts

Homeless Change



Homeless Enrollment by District

Homeless Enrollment Change by District





Homeless Census Day Enrollment by School District

California Department of Education

Data Filters

Academic Year

2023-24

2022-23

Homeless Enrollment

0 - 567



Reset

Homeless Percent %

0 - 6.2



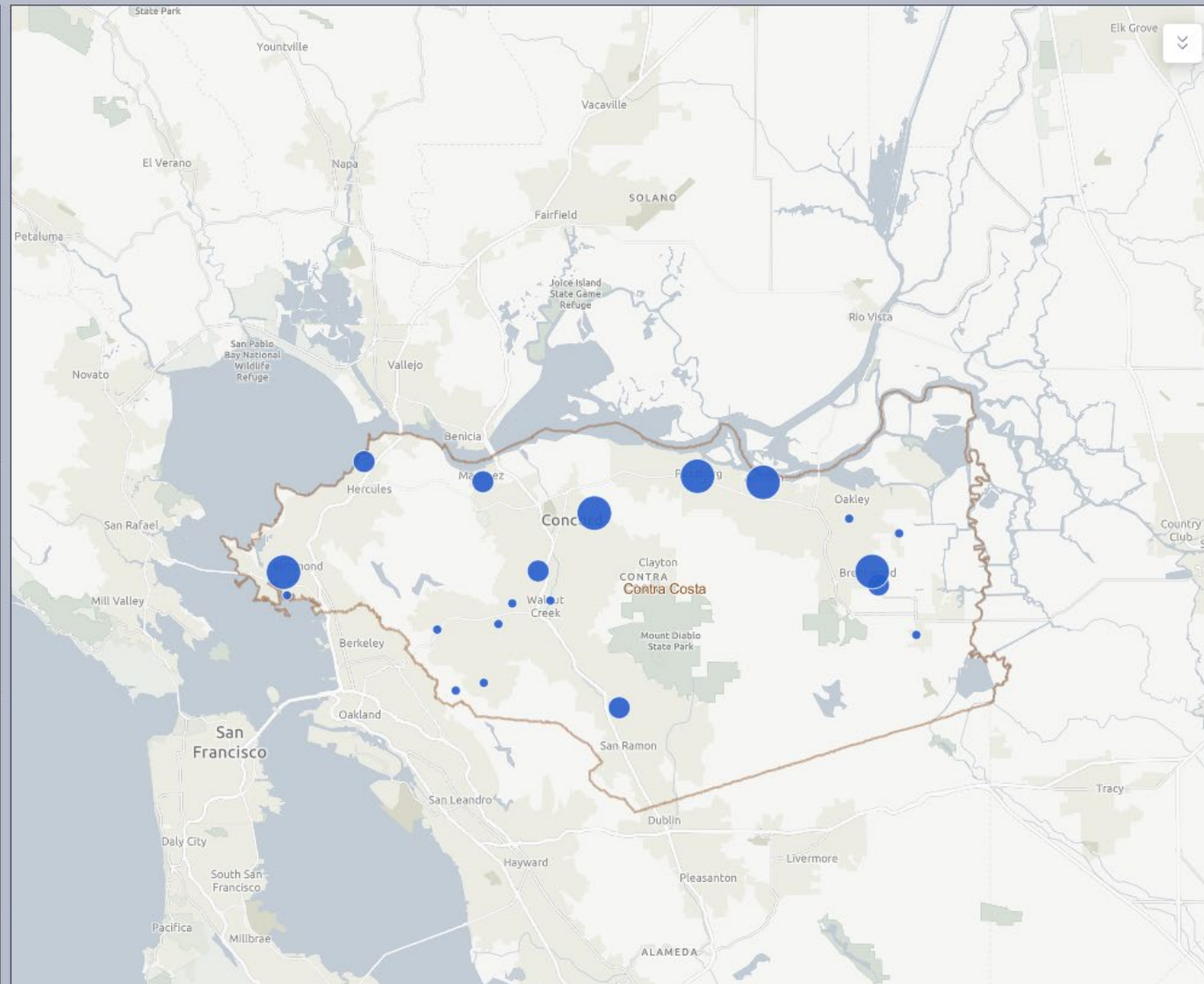
Reset

Homeless by Charter Status

All Schools

Non-Charter

Charter





CARS Data

- The Consolidated Application and Reporting System (CARS) is a data collection system to apply for Categorical Program Funding via the Consolidated Application (ConApp) and to report on the use of those funds
- ConApp is used by the California Department of Education (CDE) to distribute categorical funds from various federal programs to county offices, school districts, and direct-funded charter schools throughout California

CARS Homeless Education Questions

- Homeless Liaison Contact Information
- Training Information

Procedures – Homeless Liaison Training Information

Step	Action
8	Indicate whether the homeless liaison attended and/or participated in a Homeless Education Liaison Training Within the Last Two Years.
9	Indicate whether the homeless liaison provided training to Principals and Other School Leaders.
10	Indicate whether the homeless liaison provided training to Attendance Officers and Registrars.
11	Indicate whether the homeless liaison provided training to Teachers and Instructional Assistants.
12	Indicate whether the homeless liaison provided training to School Counselors.

CARS Homeless Education Questions

- Whether the LEA has Written Homeless Education Policy
- Indicate whether the LEA uses a housing questionnaire
- Title I, Part A Homeless Expenditures (if applicable)

Procedures – Homeless Miscellaneous

Step	Action	Program Instructions
22	Enter the amount of Title I, Part A Funds Expended or Encumbered for direct or indirect services for homeless children.	Required if the LEA received a Title I, Part A allocation.
23	Provide a description of Homeless Services Provided , if there are expenditures or encumbrances.	Required if expenditures are greater than zero. Maximum 500 characters.
24	Provide a No Expenditures or Encumbrances Comment , if applicable.	Required if expenditures equal zero. Maximum 500 characters.

CARS Data

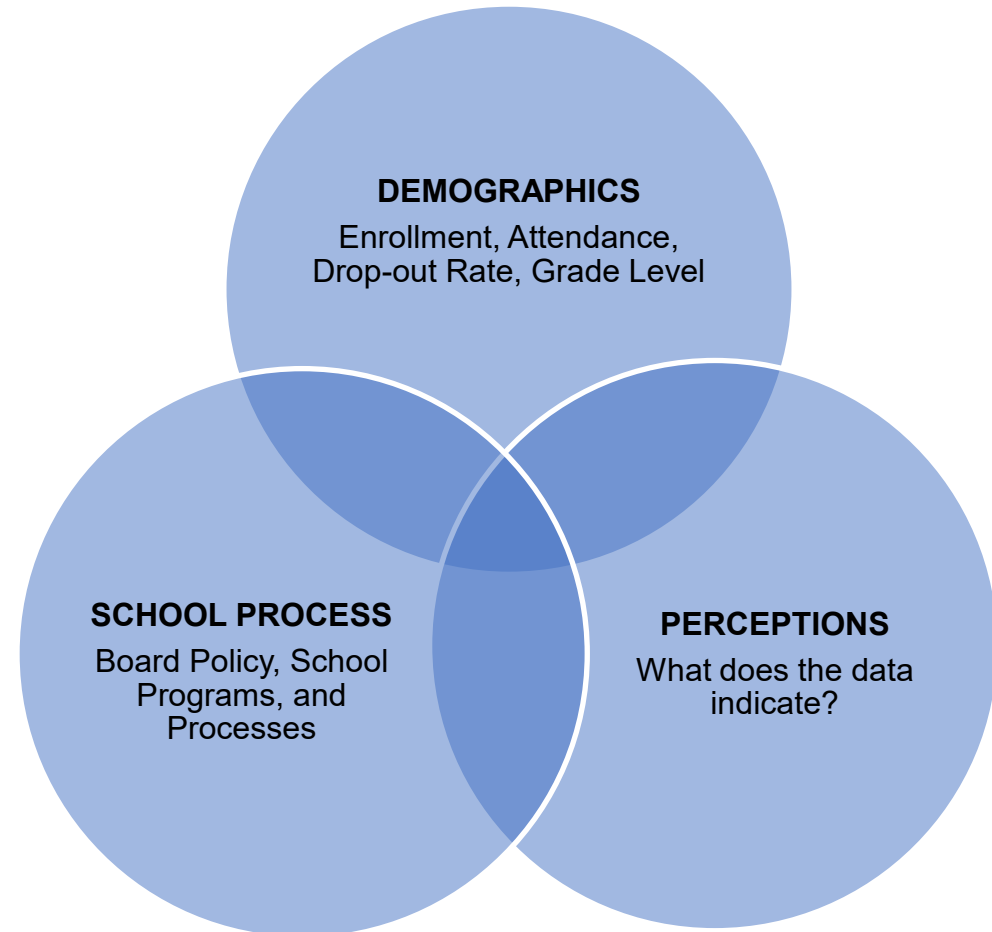
County Offices of Education can use Countywide CARS information to:

- Determine professional development and training opportunities for the various stakeholders
- Identify Homeless Education Board Policy approval dates by each LEA to provide support, as needed
- Review LEA Title I, Part A reservation funds for homeless education – amounts and uses to provide support, as needed



Data Collection and Use

1. Collect various types of data
2. Analyze data patterns
3. Generate hypotheses
4. Goal-setting
5. Design specific strategies
6. Define evaluation criteria
7. Make the commitment



Questions to Ask

- What do you hope to learn?
- What patterns do you see?
- How will you use this information to inform your program or plan?
- Who do I need to connect with?



Analyzing Data Patterns

- Based on all the data we have and the patterns we have observed, what are some of the problems that have emerged from the data?
- What in our systems and practices is causing students to have these problems? (generate hypothesis)
- Prioritize problem areas



Other Data to Consider

When determining which demographic data to collect, the goal is to thoroughly know the school population in order to clarify problems and needs.

Data could be collected that track the following:

- Mobility patterns in and out of grades and schools
- **Student transportation needs**
- Rate of enrollments in special programs, such as English as a second language (ESL), special education, or after-school programs
- Neighborhood characteristics
- Parent involvement
- Behavior and social problems of students

Program Improvement

- Use the data to determine what types of training and support is needed at the LEA.
- Develop a Leadership team: Homeless Education Liaison, Attendance, Leadership.
- Identify an outcome of improvement to set for students.
- Project *one year* toward that goal.
- What outcome will you set for yourselves to attain within a year?
- Discuss what your data will look like a year from now when you've achieved this goal.

Data-Driven Decision Making

- Focus staff development programs as an improvement strategy to address documented problems/needs
- Budget allocations to programs based on data-informed needs
- Staff assignments based on skills needed as indicated by the data
- Goal-setting based on data about problems and possible explanations
- Staff meetings that focus on strategies and issues raised by the local school's data
- Regular parent communication regarding the progress of their children
- Administrative team meetings that focus on measured progress toward data-based improvement goals



Coming Up...

December 12, 2024

3:00-4:30 on Zoom

Topic: Frequently Asked Questions.

Register Here: <https://lacoedu.zoom.us/join/8Jt303BJ0qOa85fQQcLenCSlr>

Data & Donuts

All meetings are held via Zoom. Register with the individual links below. After registering, you will receive a confirmation email containing information about how to join the session.

All meetings will be held from 3:00-4:30pm

**AUG 20
2024**

TOPIC: Data Refresher - This session will provide a high-level introduction to the latest homeless student data. We will review updates & information about California Longitudinal Pupil Achievement Data System (CALPADS), DataQuest, Consolidated Application and Reporting System (CARS), California School Dashboard, Homeless Census Day GIS Map, downloadable data files, student information systems, and the housing questionnaire.

[CLICK HERE TO REGISTER](#)

**SEPT 12
2024**

TOPIC: Census Data - We will discuss the importance of identification and recertifying students experiencing homelessness prior to Census Day (the first Wednesday in October). We will look at Census data from the previous year and practice calculating the percentage of students who are eligible for free and reduced priced meal with students who are identified as homeless.

[CLICK HERE TO REGISTER](#)

**OCT 10
2024**

TOPIC: Youth Driven Data - Hear from subject matter experts about how they have been incorporating youth voice to raise awareness and address youth homelessness.

[CLICK HERE TO REGISTER](#)

**NOV 7
2024**

TOPIC: November 7, 2024: Graduation Rates and Homeless Seniors
Join us for this month's Data and Donuts session, where we will explore the unique challenges faced by homeless seniors as they strive to graduate. This session will cover key topics critical to understanding the landscape for these students, including: the Free Application for Federal Student Aid (FAFSA) Challenge, dropout trends, the California School Dashboard, and graduating with statewide minimum standards.

[CLICK HERE TO REGISTER](#)

**DEC 12
2024**


TOPIC: Frequently Asked Questions - Let's answer some frequently asked questions and discuss scenarios that have come up throughout the school year. We will discuss a variety of topics such as CALPADS codes, the housing questionnaire, education code requirements, anything else brought to the table.

[CLICK HERE TO REGISTER](#)

If you have any questions about Data & Donuts please reach out to
Sarajan Zocklein at szocklein@cde.ca.gov or Jennifer Kottke at kottke_jennifer@lacoedu



Thanks for Joining Us!



Please take a few minutes to fill out this brief evaluation