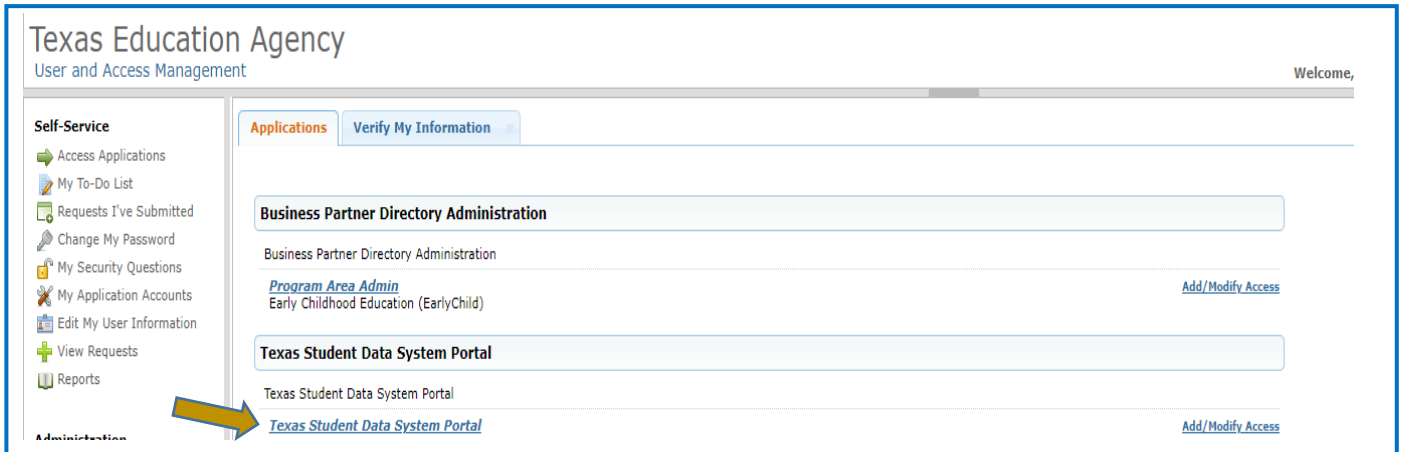


DMC Descriptor Mapping Reference Guide

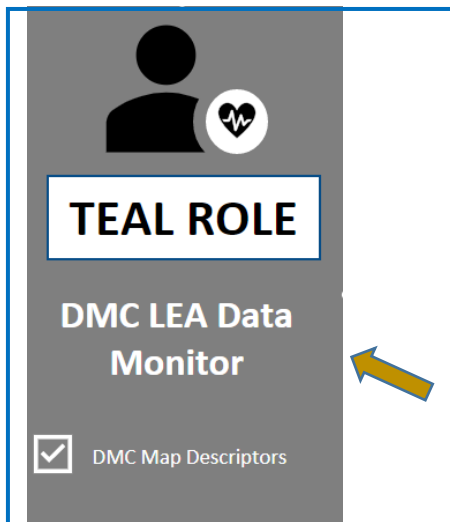
Target Audience: LEA and ESC Technical Staff responsible for mapping descriptor values in the Data Management Center (DMC) for TSDS state reporting.

Purpose: This guide provides a list of steps for LEA and ESC personnel responsible for mapping Ed-Fi and/or local descriptors loaded into the LEA's Individual Operational Data Store (IODS) to TEA descriptors required for TSDS state reporting using the DMC application.

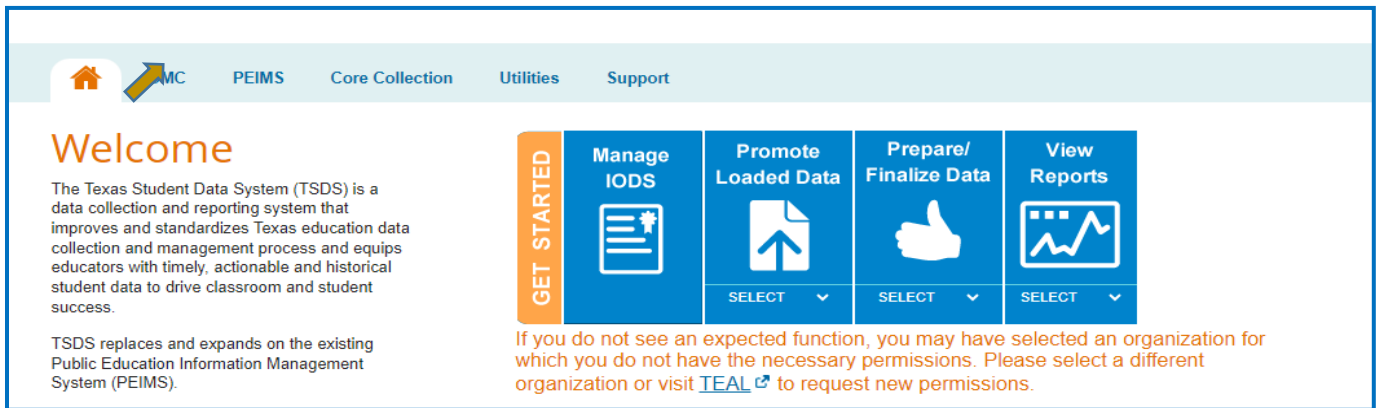
1. Log in to TEAL and navigate to the **Texas Student Data System Portal**.



2. Verify that you have requested the TEAL role **DMC LEA Data Monitor** and selected the DMC Map Descriptors privilege.



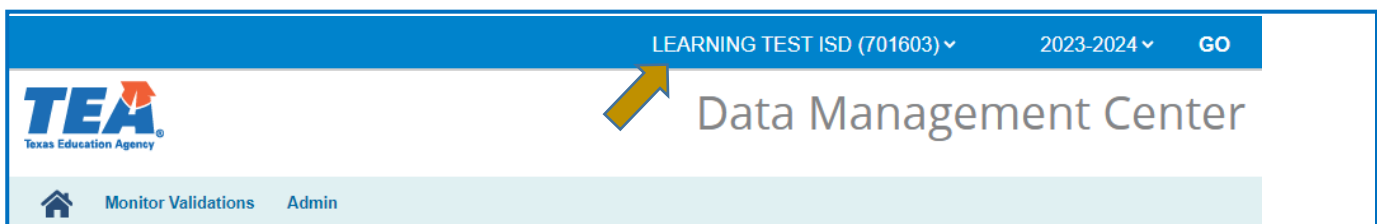
3. Click on **DMC** in the ribbon at the top of the screen.



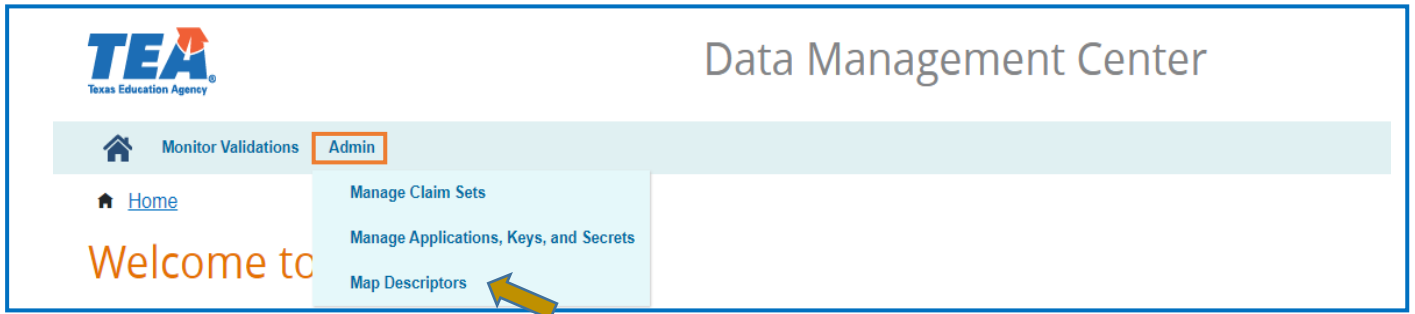
4. Click on the Manage IODS easy button to access the DMC.



5. Upon accessing the DMC application, verify the organization and school year in the ribbon at the top right of the screen.

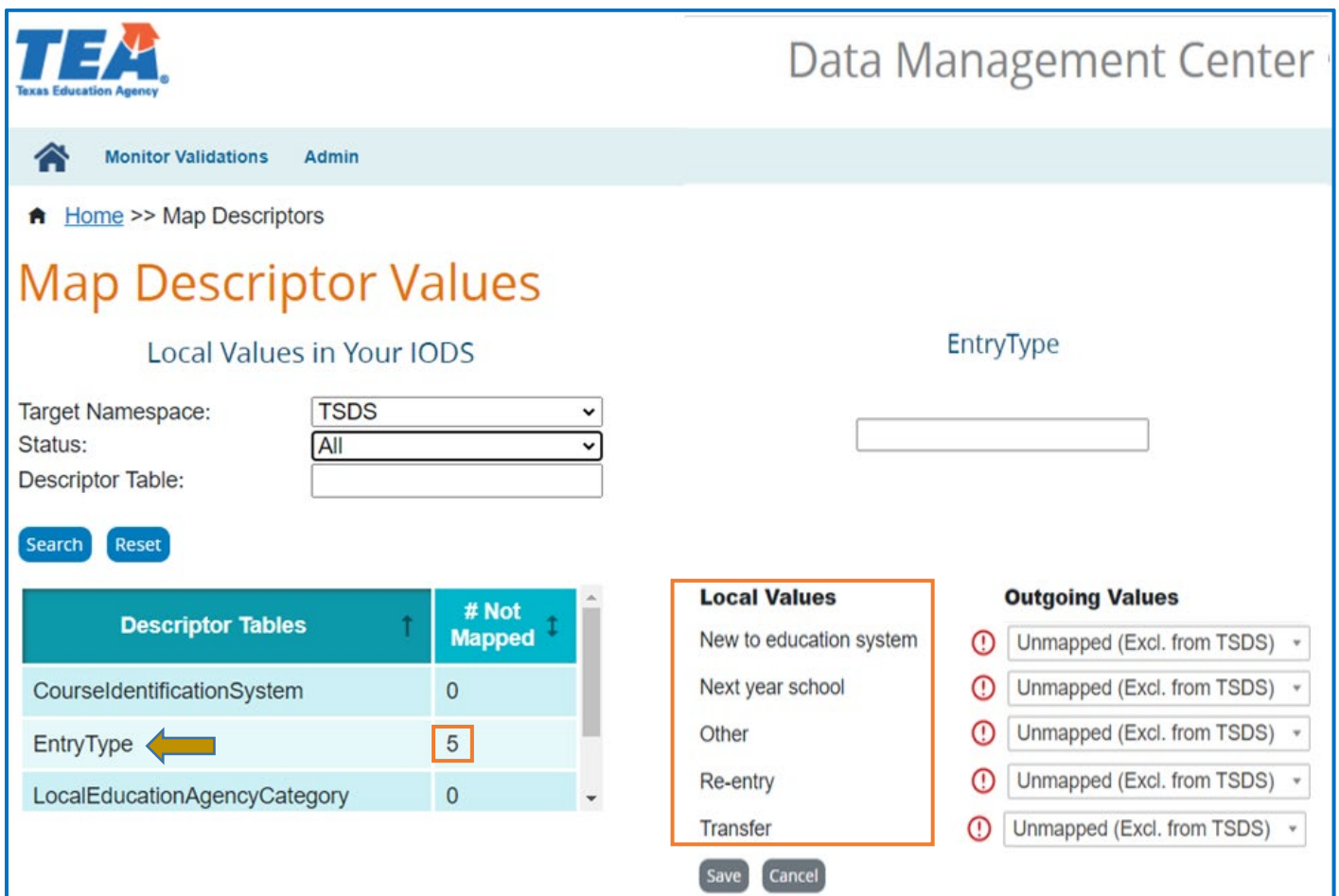


6. Hover over the **Admin** tab, click **Map Descriptors**.



7. Click on each **Descriptor Table** to see the Ed-Fi/Local Value(s) that are not TEDS compliant.

In this example, "EntryType" has five Ed-Fi/Local Values: "New to education system," "Next year school," "Other," "Re-entry," and "Transfer," which are not valid TEDS descriptor values.



8. To map an Ed-Fi/Local Value to a TEDS-compliant value for submission to TSDS, choose the appropriate TEDS descriptor value from the Outgoing Value dropdown menu. Each Descriptor Table will provide its corresponding TEDS descriptor values for selection within the Outgoing Values dropdown menu.

For example, "New to education system" should be mapped to "1 (Entry)" in the Outgoing Values dropdown menu for TSDS for state reporting. "New to education system" will remain in the LEA's IODS, while the TEDS descriptor value "1 (Entry)" will be promoted to TSDS for state reporting.

TEA Texas Education Agency

Data Management Center

Monitor Validations Admin

Home >> Map Descriptors

Map Descriptor Values

Local Values in Your IODS

Target Namespace: TSDS
 Status: All
 Descriptor Table:

Search Reset

Descriptor Tables	# Not Mapped
CourselentificationSystem	0
EntryType	5
LocalEducationAgencyCategory	0


EntryType

Local Values	Outgoing Values
New to education system	1 (Entry)
Next year school	Excluded from TSDS
Other	Excluded from TSDS
Re-entry	Excluded from TSDS
Transfer	Unmapped (Excl. from TSDS)

Save Cancel

- If "Excluded from TSDS" is chosen as the Outgoing Value, the corresponding Ed-Fi/Local Value will remain in the LEA's IODS for local use. It will not be promoted to TSDS and will continue to appear in the level 1.5 filters.

For example, if "Next year school" is mapped to "Excluded from TSDS," it will remain in the LEA's IODS for local use and continue to appear in the level 1.5 filters. By mapping this value to "Excluded from TSDS," it shows you actively have chosen to map "Next year school" to be excluded from TSDS reporting. This step will decrease the number of Ed-Fi/Local Values that are remaining in the "# Not Mapped" column. It is considered best practice to map to "Exclude from TSDS" for Ed-Fi/Local Value that don't need to be reported to TSDS.



Data Management Center

Monitor Validations
Admin

Home >> Map Descriptors

Map Descriptor Values

Local Values in Your IODS

Target Namespace:

Status:

Descriptor Table:

Descriptor Tables	# Not Mapped
CourseIdentificationSystem	0
EntryType	5
LocalEducationAgencyCategory	0

EntryType

Local Values

New to education system

Next year school ➔

Other

Re-entry

Transfer

Outgoing Values

1 (Entry)

Excluded from TSDS

Excluded from TSDS

Excluded from TSDS

Unmapped (Excl. from TSDS)

10. If the "Outgoing Value" is left as the default "Unmapped (Excl. from TSDS)," the corresponding Ed-Fi/Local Value will remain unmapped and retained in the LEA's IODS for local use. It will not be promoted to TSDS and will continue to appear in the level 1.5 filters.

For example, if the Ed-Fi/Local Value "Transfer" is left as the default "Unmapped (Excl. from TSDS)," it will remain in the LEA's IODS for local use and continue to appear in the level 1.5 filters. This Ed-Fi/Local Value will remain in the "Not Mapped" column since it is left at the default setting.

TEA Texas Education Agency

Data Management Center

Monitor Validations Admin

Home >> Map Descriptors

Map Descriptor Values

Local Values in Your IODS

Target Namespace: TSDS
 Status: All
 Descriptor Table:

Search Reset

Descriptor Tables	# Not Mapped
CoursIdentificationSystem	0
EntryType	5
LocalEducationAgencyCategory	0

Local Values

- New to education system
- Next year school
- Other
- Re-entry
- Transfer**

Outgoing Values

- 1 (Entry)
- Excluded from TSDS
- Excluded from TSDS
- Excluded from TSDS
- Excluded from TSDS
- Unmapped (Excl. from TSDS)**

Save Cancel

- Once you have completed mapping the Local Values to the Outgoing Values, click **Save** to keep your mapping settings for this Descriptor Table in the DMC.

TEA Texas Education Agency Data Management Center

Monitor Validations Admin

Home >> Map Descriptors

Map Descriptor Values

Local Values in Your IODS

Target Namespace: TSDS
 Status: All
 Descriptor Table:

Search Reset

Descriptor Tables	# Not Mapped
CourseIdentificationSystem	0
EntryType	5
LocalEducationAgencyCategory	0

Local Values

- New to education system
- Next year school
- Other
- Re-entry
- Transfer

Outgoing Values

- 1 (Entry)
- Excluded from TSDS
- Excluded from TSDS
- Excluded from TSDS
- Unmapped (Excl. from TSDS)

Save Cancel

TEA Texas Education Agency Data Management Center

Monitor Validations Admin

Home >> Map Descriptors

Map Descriptor Values

Local Values in Your IODS

Target Namespace: TSDS
 Status: All
 Descriptor Table:

Search Reset

Descriptor Tables	# Not Mapped
CourseIdentificationSystem	0
EntryType	5
LocalEducationAgencyCategory	0

Local Values

- New to education system
- Next year school
- Other
- Re-entry
- Transfer

Outgoing Values

- 1 (Entry)
- Excluded from TSDS
- Excluded from TSDS
- Excluded from TSDS
- Unmapped (Excl. from TSDS)

Save Cancel

Save Mappings? X

Do you want to save your changes to **EntryType**?

Save Cancel

12. After mapping one Ed-Fi/Local descriptor to the TEDS descriptor and three to “Excluded from TSDS,” you will see the count decrease under the “# Not Mapped” column. Only the descriptor labeled “Unmapped (Excl. from TSDS)” will be left in this column.

TEA Texas Education Agency

Data Management Center

Monitor Validations Admin

Home >> Map Descriptors

Map Descriptor Values

Local Values in Your IODS

Target Namespace: TSDS
 Status: All
 Descriptor Table:

Search Reset

Descriptor Tables	# Not Mapped
CourselidentificationSystem	0
Entry Type	1
LocalEducationAgencyCategory	0

Local Values

- New to education system
- Next year school
- Other
- Re-entry
- Transfer**

Outgoing Values

- 1 (Entry)
- Excluded from TSDS
- Excluded from TSDS
- Excluded from TSDS
- Unmapped (Excl. from TSDS)**

Save Cancel