

TASFA

Texas Application for State Financial Aid

TASFA

How much experience do you have
with the TASFA?

Beginner

Average

Experienced

Welcome



Giselle Martinez
Giselle.Martinez@highered.texas.gov
Program Specialist

THECB **TASFA**

Topics of Discussion

- State Financial Aid Programs
- TASFA History
- TASFA Reminders
- 2024-25 TASFA Updates
 - Paper Form
 - Online Application
- Online TASFA Walkthrough
 - Webpage
 - Decision Tree
 - Application Process
 - Application Guidance

State Financial Aid Programs

TASFA applicants may be eligible for these types of state financial aid:

Grants

- Examples: TEXAS Grant, TEOG, TPEG

Work-Study

- Examples: TCWS, WSMP

Educational Loans

- Example: CAL, FORWARD

Exemption/ Waiver Programs

- Examples: Foster Care, Blind/Deaf, etc.

College for All Texans

- Applying for college information
- TASFA paper form in English and Spanish
- Eligibility requirements for:
 - ✓ State and Federal Grants & Scholarships
 - ✓ Loan Programs
 - ✓ Exemption & Waiver Programs
 - ✓ Texas College Work-Study Program

The screenshot shows the 'College for All Texans' website. The header features a navigation menu with links: 'GET ALL THE FACTS', 'MAKE A PLAN', 'FINANCIAL AID', 'APPLY FOR COLLEGES', and 'HELPFUL INFO'. Below the menu is a banner with four diverse young adults and a large red star. The main content area is titled 'Types of Financial Aid' and includes a breadcrumb trail: 'Home/ Get All the Facts/ Paying for College /Types of Financial Aid'. The text explains that applying for financial aid requires a little work but is necessary to receive assistance. It lists three important things to remember: 1) You only have to complete one financial aid application (either the FAFSA or the TASFA). 2) The financial aid office at the college you plan to attend will be in charge of awarding you financial aid. 3) Deadlines matter! The earlier you submit your forms, the more likely you are to get a good financial aid package. A list of financial aid types is provided, including: Your Financial Aid Application - FAFSA or TASFA, Exemptions, Financial Assistance Funded by Designated Tuition Set-Asides, State and Federal Grants and Scholarships, Loans, Loan Forgiveness Programs, Loan Repayment Programs, Tax Credits and Other Programs, Waiver Programs, Work Study Programs, and \$1000 Tuition Rebate Program. A red bracket groups the last five items. On the right side, there are links to 'College Locator', 'Net Price Calculator (NPC)', and 'Need more information? Still have questions?'. The footer includes a phone number: 1-888-311-8881.

GET ALL THE FACTS
MAKE A PLAN
FINANCIAL AID
APPLY
FOR COLLEGES
HELPFUL INFO

College for All Texans

Home/ Get All the Facts/ Paying for College /Types of Financial Aid

Types of Financial Aid

Applying for financial aid requires a little work on your part. But the fact is, you won't receive assistance unless you ask for it. And asking for it means completing a few forms.

There are three very important things to remember about applying for aid:

- You only have to complete one **financial aid application** (either the **FAFSA** or the **TASFA** to start the process.
- The financial aid office at the college you plan to attend will be in charge of awarding you financial aid.
- Deadlines matter! The earlier you submit your forms, the more likely you are to get a good financial aid package.

You and your family can choose from many different types of financial aid. Some are based on financial need, and some on academic performance. Others are tied to a student's or family's ability to borrow. Not all colleges and universities participate in all programs, but the more you know about financial aid, the better prepared you'll be. Here you'll find links to the many kinds of financial aid available to students attending Texas colleges and universities. You can also search for a particular program using the search box above.

- **Your Financial Aid Application - FAFSA or TASFA?**
- **Exemptions**
- **Financial Assistance Funded by Designated Tuition Set-Asides**
- **State and Federal Grants and Scholarships**
- **Loans**
- **Loan Forgiveness Programs**
- **Loan Repayment Programs**
- **Tax Credits and Other Programs**
- **Waiver Programs**
- **Work Study Programs**
- **\$1000 Tuition Rebate Program**

College Locator
Find Texas colleges in your area.
[SEE MAP](#)

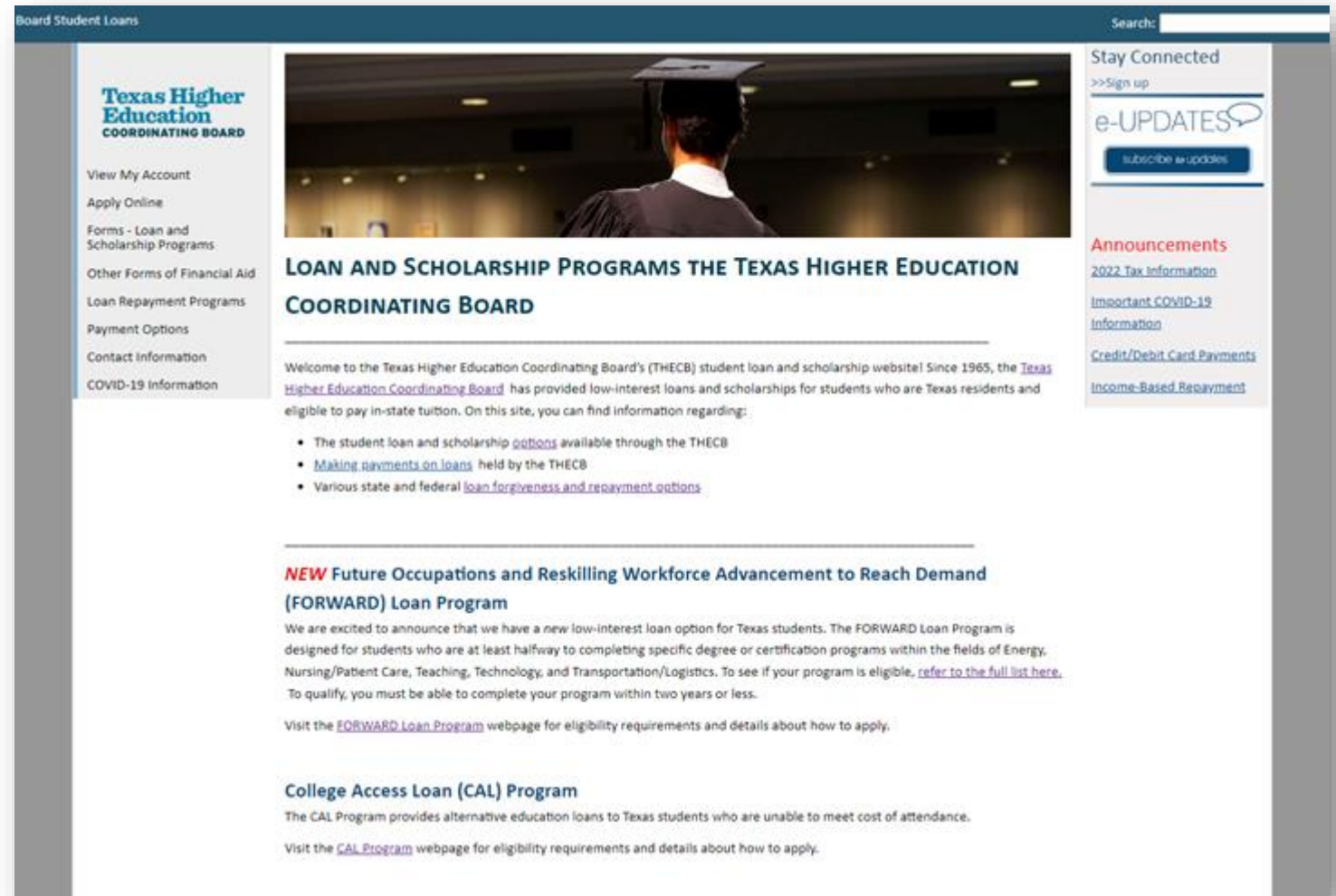
Net Price Calculator (NPC)
Clicking this link will reroute you to the Texas Higher Education Coordinating Board's website to access a listing of institutions that have a Net Price Calculator available.
Our system is compatible with the following internet browsers: Edge, Google Chrome, and Safari.

Need more information? Still have questions?
We're here to help guide you through the financial aid process. Give us a call at 1-888-311-8881.

[College For All Texans: Types of Financial Aid](#)

HHLoans

- Program eligibility information
- Applications for CAL, FORWARD, and TASSP
- Loan repayment information



The screenshot shows the website for the Texas Higher Education Coordinating Board's (THECB) student loan and scholarship programs. The header includes the title "Board Student Loans" and a search bar. The left sidebar contains the THECB logo and a list of links: "View My Account", "Apply Online", "Forms - Loan and Scholarship Programs", "Other Forms of Financial Aid", "Loan Repayment Programs", "Payment Options", "Contact Information", and "COVID-19 Information". The main content area features a banner image of a graduate and the title "LOAN AND SCHOLARSHIP PROGRAMS THE TEXAS HIGHER EDUCATION COORDINATING BOARD". Below the banner, a welcome message states that since 1965, the THECB has provided low-interest loans and scholarships for Texas residents. A bulleted list highlights key features: student loan and scholarship options, making payments on loans, and various state and federal loan forgiveness and repayment options. Two program announcements are featured: the "NEW Future Occupations and Reskilling Workforce Advancement to Reach Demand (FORWARD) Loan Program" and the "College Access Loan (CAL) Program". The FORWARD program is described as a new low-interest loan option for students in specific fields, while the CAL program provides alternative education loans for students unable to meet the cost of attendance. Both programs include links to their respective webpages for more details.

Board Student Loans

Search:

Stay Connected
->Sign up
e-UPDATES
subscribe & updates

Announcements
[2022 Tax Information](#)
[Important COVID-19 Information](#)
[Credit/Debit Card Payments](#)
[Income-Based Repayment](#)

Texas Higher Education COORDINATING BOARD

View My Account
Apply Online
Forms - Loan and Scholarship Programs
Other Forms of Financial Aid
Loan Repayment Programs
Payment Options
Contact Information
COVID-19 Information

LOAN AND SCHOLARSHIP PROGRAMS THE TEXAS HIGHER EDUCATION COORDINATING BOARD

Welcome to the Texas Higher Education Coordinating Board's (THECB) student loan and scholarship website! Since 1965, the [Texas Higher Education Coordinating Board](#) has provided low-interest loans and scholarships for students who are Texas residents and eligible to pay in-state tuition. On this site, you can find information regarding:

- The student loan and scholarship [options](#) available through the THECB
- [Making payments on loans](#) held by the THECB
- Various state and federal [loan forgiveness and repayment options](#)

NEW Future Occupations and Reskilling Workforce Advancement to Reach Demand (FORWARD) Loan Program

We are excited to announce that we have a new low-interest loan option for Texas students. The FORWARD Loan Program is designed for students who are at least halfway to completing specific degree or certification programs within the fields of Energy, Nursing/Patient Care, Teaching, Technology, and Transportation/Logistics. To see if your program is eligible, [refer to the full list here](#). To qualify, you must be able to complete your program within two years or less.

Visit the [FORWARD Loan Program](#) webpage for eligibility requirements and details about how to apply.

College Access Loan (CAL) Program

The CAL Program provides alternative education loans to Texas students who are unable to meet cost of attendance.

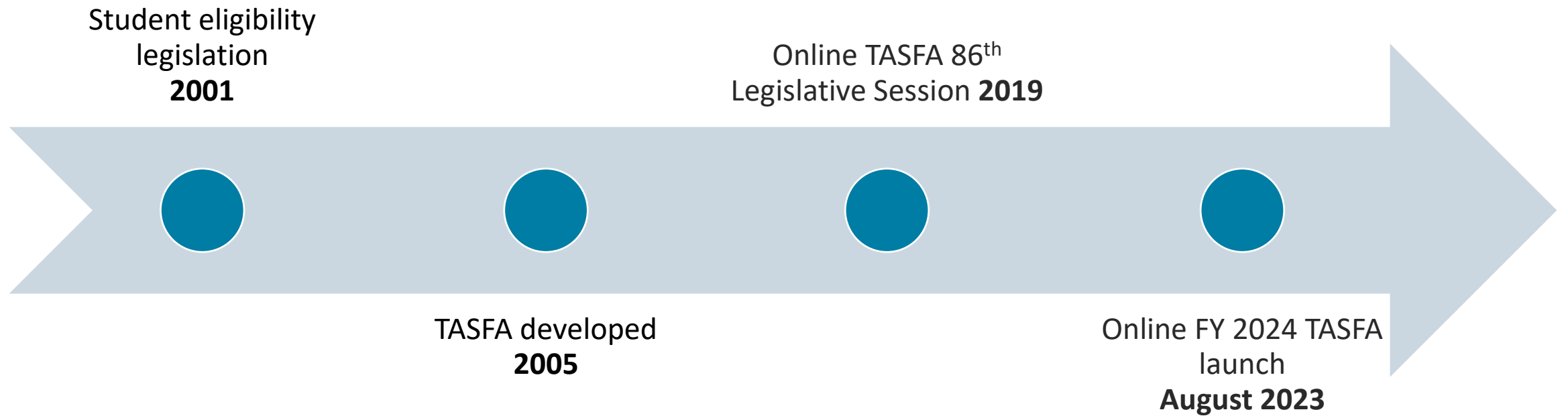
Visit the [CAL Program](#) webpage for eligibility requirements and details about how to apply.

[HHLoans](#)

TASFA History

When did the TASFA begin?

TASFA History



High School Graduation Requirement

To graduate from high school in Texas, each student must complete and submit a Free Application for Federal Student Aid (FAFSA) or a Texas Application for State Financial Aid (TASFA) or complete an opt-out form.

Reference: [Texas Education Code \(TEC\), Title 2, Section 28.0256](#)



TASFA Reminders

Common Questions

TASFA Reminders

- The TASFA is free to apply
- The TASFA can be used to apply for institutions participating in state financial aid which include:
 - Public colleges, universities and health related institutions
 - Nonprofit private colleges and universities
- State financial aid programs include grants, scholarships, programs, work-study, exemptions, waivers and loans

The logo for THECB TASFA. It features the text "THECB" in a smaller, blue, sans-serif font above the word "TASFA" in a larger, dark blue, serif font. The entire logo is enclosed in a thin black rectangular border.

THECB
TASFA

Question:

Can a student use the TASFA to apply to a school out of state?

No. They most likely will not accept a paper TASFA in another state and may have their own application, and the Online TASFA is set up to go to only Texas institutions.

Can a student apply for financial aid at a for-profit or proprietary school using the TASFA?

No. State financial aid is not available at for-profit institutions and students cannot choose these schools on the Online TASFA.

Question:

Is the paper TASFA going away?

No. We intend to always have a paper TASFA for those that cannot fill it out online.

Should a student fill out both the paper and online TASFA?

No. A student should fill out one or the other, not both the paper and online TASFA.

Question:

If the student can fill out the FAFSA, should they fill out the TASFA to get state financial aid?

No. The college will use the FAFSA they already filled out to assess state financial aid eligibility.

Should a student send their paper TASFA to the THECB?

No. A student should send their TASFA to the financial aid office at the college they plan to attend and reach out for any further instructions.

2024-25 TASFA

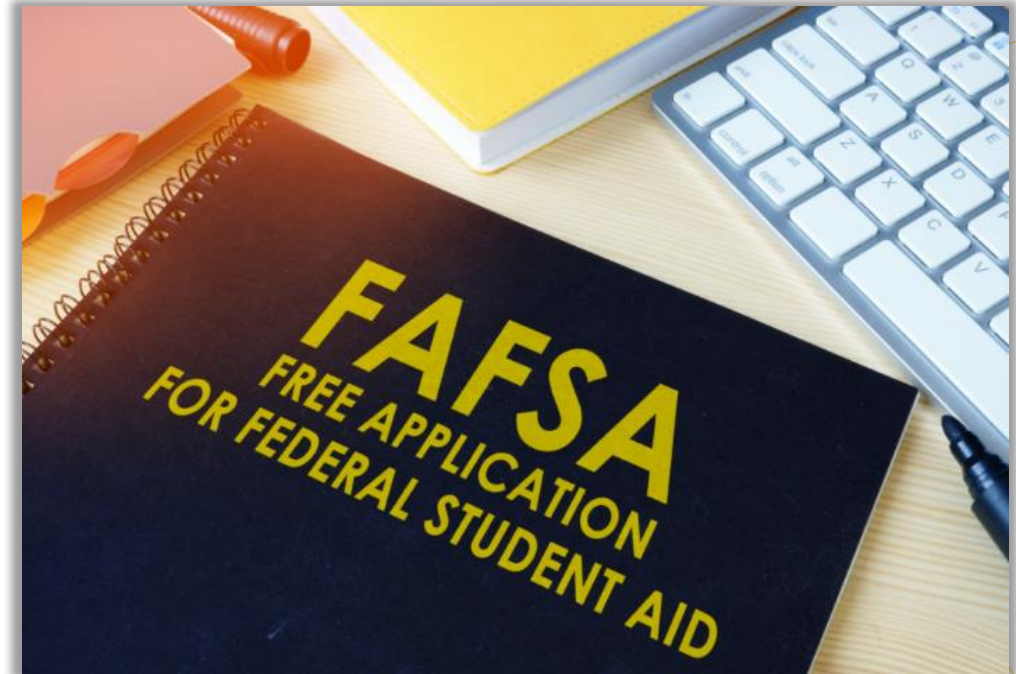
What can you expect?

FAFSA Simplification

Impacts on TASFA

2024-2025 TASFA

- The paper TASFA (English and Spanish) will incorporate FAFSA changes based on draft documents released by Department of Education.
- Paper TASFA form will be released the same time as FAFSA.
- Development changes are in progress, but the online form will not be available until after FAFSA is released.
- The State Priority Deadline was updated to **March 15, 2024**, for the 2024-2025 award year by the THECB. This is only for the specified award year and will revert back to Jan. 15 for future years.



2024-25 TASFA Updates

- Only prioritizing changes on the TASFA that are needed for Student Aid Index components.
- TASFA Subcommittee is providing feedback on changes.
- Paper TASFA form will be released the same time as FAFSA.
 - Have students fill out the paper TASFA until the online TASFA is available, do not wait!
- Online TASFA will not be available until after FAFSA is released.
- User acceptance testing has started on the 2024-25 application.



2024-25 TASFA Changes Overview

- **Removing** approx. 22 questions from the TASFA
- **Adding** approx. 11 questions from the FAFSA
- **Updating** approx. 11 questions to align with FASFA



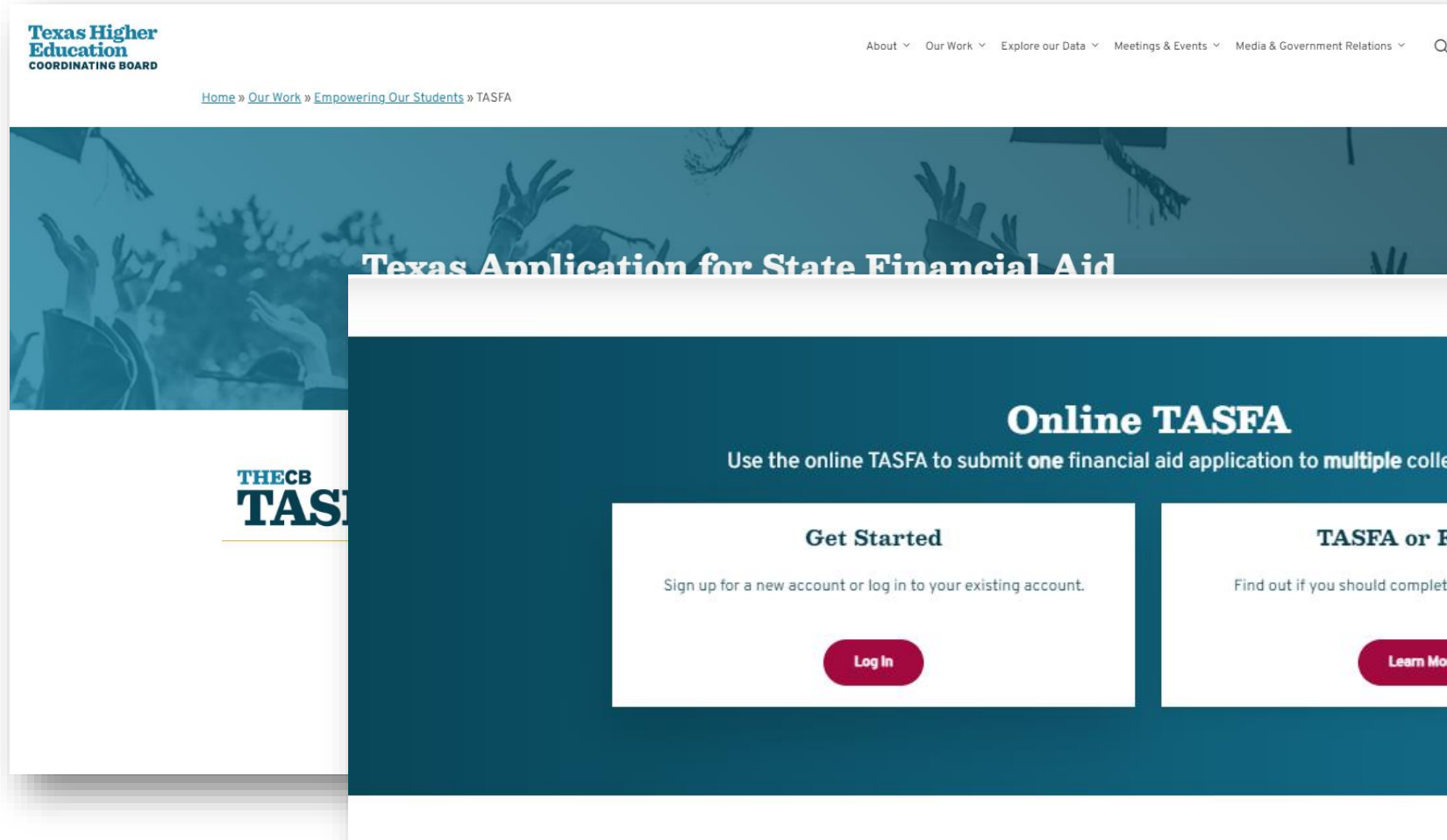
What will remain on the TASFA:

- Selective Service question
- Housing Plan

Online TASFA Walkthrough

What does the user experience look like?

TASFA Landing Page



Decision Tree

Texas Application for State Financial Aid

THECB
TASFA
Find out if you qualify for TASFA.

✓

✓

✓

4

Do you meet ALL of the following criteria?

- You have resided in Texas for 12 months prior to the enrollment in a higher education institution; AND
- You have or will graduate from a Texas High School or obtain a GED in Texas; AND
- You have lived in Texas for 36 months prior to high school graduation.

☒ Yes
☐ No

Based on your answer, you should be eligible to complete the Texas Application for State Financial Aid (TASFA). By completing this application, you will be submitting information to the colleges you select, and they will determine what state financial aid options you qualify for. Funds are limited and not all students will receive aid. Please note that you do not need to complete a TASFA if you already completed a Free Application for Federal Student Aid (FAFSA).

Start a TASFA

Previous

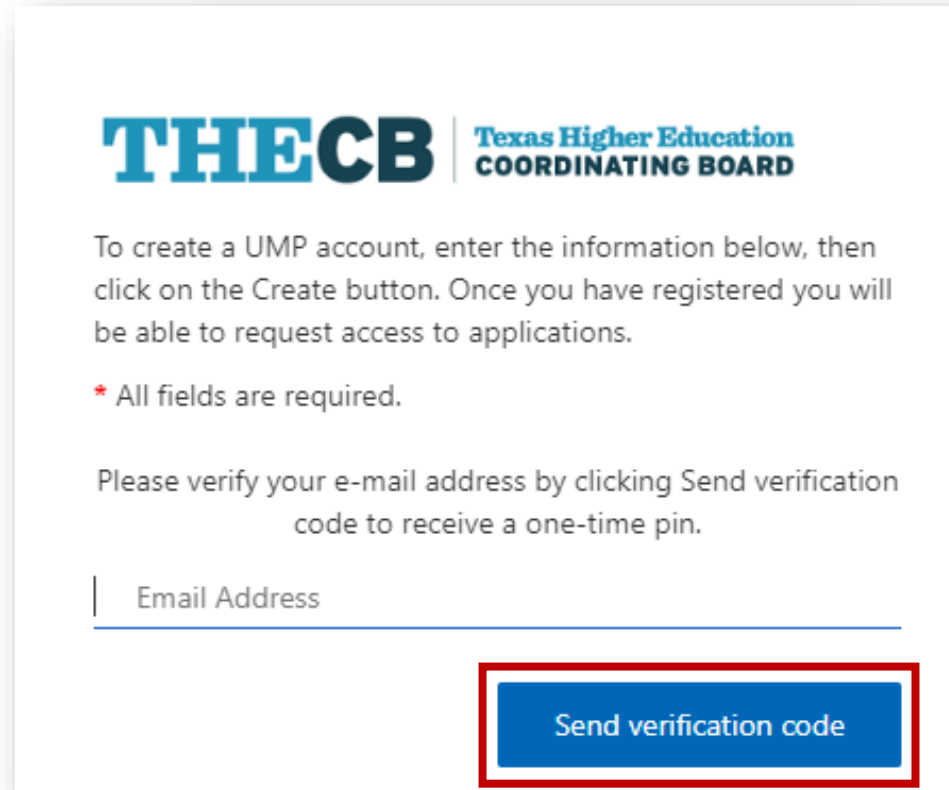
Question

What specific information will I need to fill out the TASFA?

The THECB does not determine what supporting documents are required from TASFA applicants.

We recommend for students to reach out to the institution for additional information.

User Account Creation



THECB | Texas Higher Education
COORDINATING BOARD

To create a UMP account, enter the information below, then click on the Create button. Once you have registered you will be able to request access to applications.

* All fields are required.

Please verify your e-mail address by clicking Send verification code to receive a one-time pin.

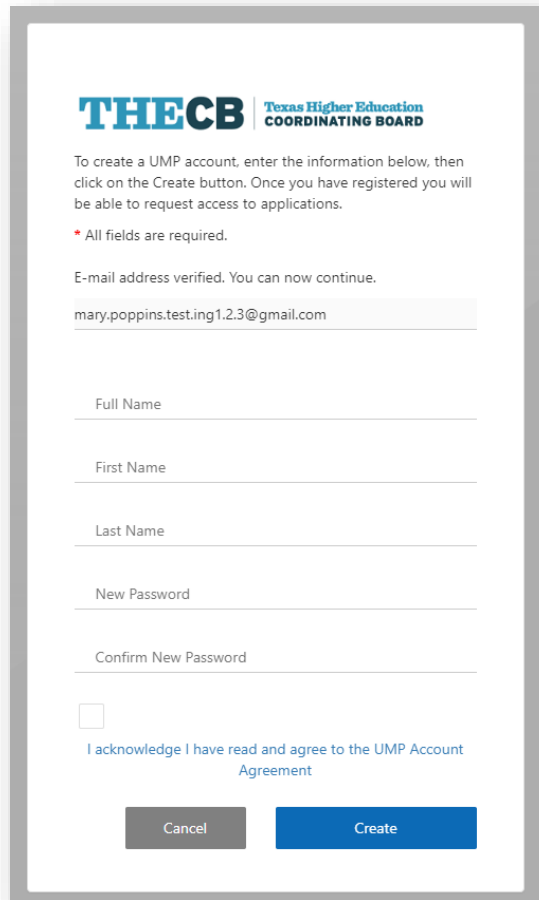
| Email Address

Send verification code

New users will be required to create an account with a valid email

- A secure code will be sent to the user to first verify their email

TASFA Account Registration



THECB | Texas Higher Education
COORDINATING BOARD

To create a UMP account, enter the information below, then click on the Create button. Once you have registered you will be able to request access to applications.

* All fields are required.

E-mail address verified. You can now continue.

mary.poppins.test.ing1.2.3@gmail.com

Full Name

First Name

Last Name

New Password

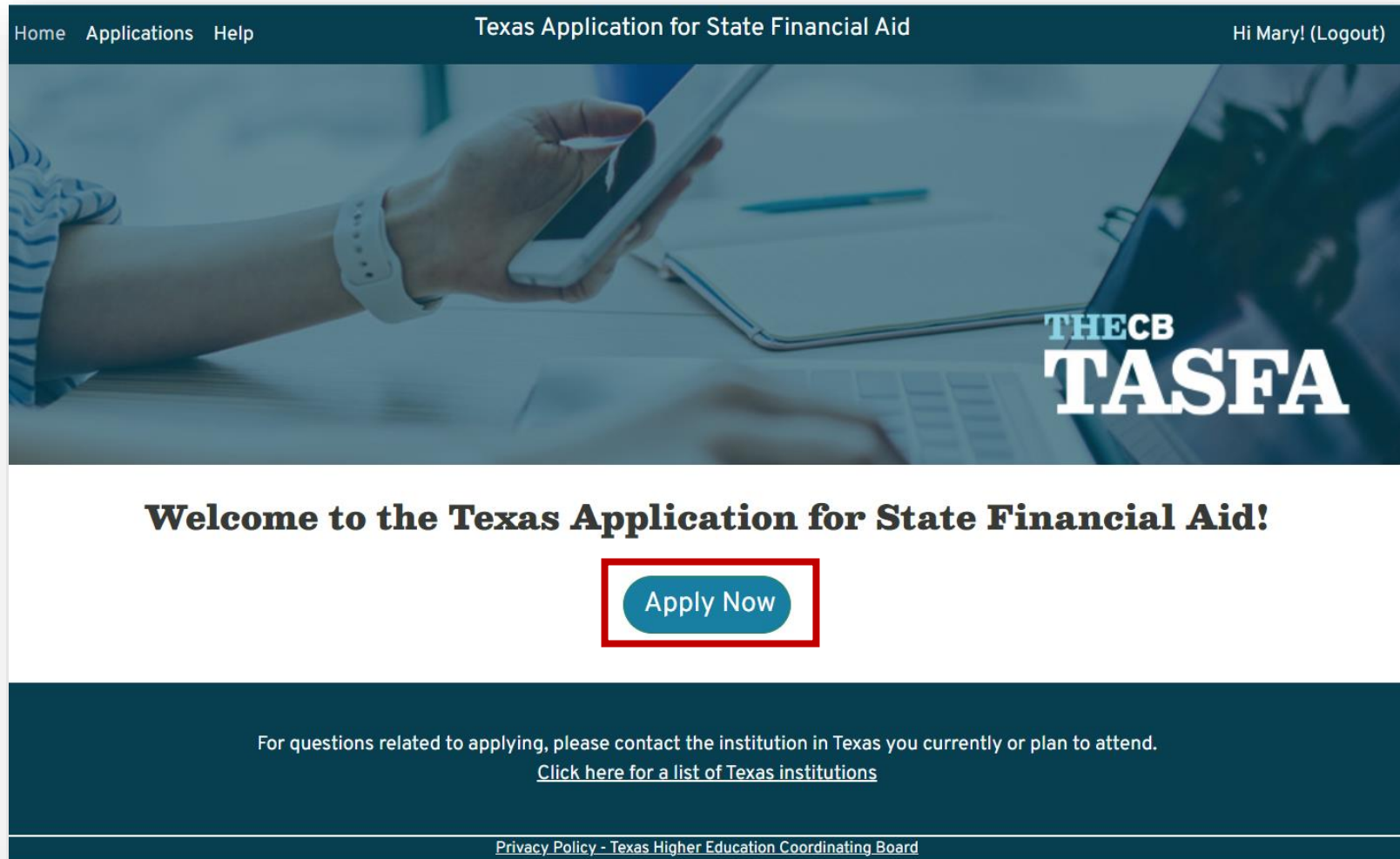
Confirm New Password

☐ I acknowledge I have read and agree to the UMP Account Agreement

Cancel Create

- The user creates their account by completing a short registration form.
- After it's created, they must log in and verify using a code that is provided via email.

TASFA - Apply Now Page

A screenshot of the TASFA (Texas Application for State Financial Aid) website. The page has a dark teal header with navigation links 'Home', 'Applications', and 'Help' on the left, the title 'Texas Application for State Financial Aid' in the center, and a user greeting 'Hi Mary! (Logout)' on the right. Below the header is a large banner image showing a person's hand holding a smartphone over a laptop, with the 'THECB TASFA' logo in the bottom right corner. The main content area is white and features the heading 'Welcome to the Texas Application for State Financial Aid!' followed by a prominent blue 'Apply Now' button with a red rectangular border. At the bottom of the white section, there is a line of text: 'For questions related to applying, please contact the institution in Texas you currently or plan to attend. [Click here for a list of Texas institutions](#)'. The footer is a dark teal bar containing the link '[Privacy Policy - Texas Higher Education Coordinating Board](#)'.

Home Applications Help Texas Application for State Financial Aid Hi Mary! (Logout)

THECB TASFA

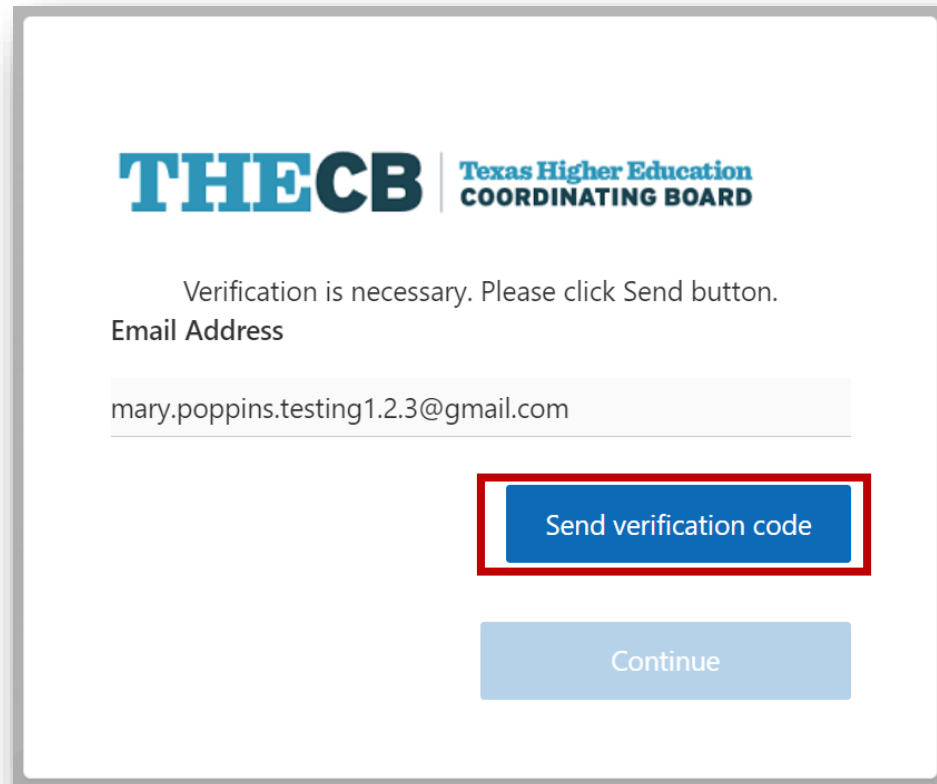
Welcome to the Texas Application for State Financial Aid!

[Apply Now](#)

For questions related to applying, please contact the institution in Texas you currently or plan to attend.
[Click here for a list of Texas institutions](#)

[Privacy Policy - Texas Higher Education Coordinating Board](#)

Returning User Log In

A screenshot of a web form for returning user login. At the top left is the THECB logo (Texas Higher Education Coordinating Board). Below the logo, a message states: "Verification is necessary. Please click Send button." followed by the label "Email Address". A text input field contains the email address "mary.poppins.testing1.2.3@gmail.com". Below the input field are two buttons: a blue button labeled "Send verification code" which is highlighted with a red rectangular border, and a light blue button labeled "Continue".

THECB | Texas Higher Education
COORDINATING BOARD

Verification is necessary. Please click Send button.

Email Address

mary.poppins.testing1.2.3@gmail.com

Send verification code

Continue

Returning users can log in using their account:

- A secure code will be sent to the user's email each time they access TASFA to validate.

Applications Page

Home **Applications** Help Texas Application for State Financial Aid Hi Mary! (Logout)

Application Year: 2023-2024

Application ID: 162516BB-7C9C-481F-8E64-A4F7E4DD50AF

Your 2023-2024 TASFA has been submitted to the following institutions.

College Name	Submitted On	View Application
ABC University	5/8/2023	View application
123 University	5/8/2023	View application
XYZ University	5/4/2023	View application
987 University	5/4/2023	View application

[▶ View Online Application](#) [▶ Submit to Additional Colleges](#)

¿Está buscando la solicitud TASFA en español?
La solicitud TASFA en línea no se encuentra disponible en este momento en español para el año de postulación 2023-2024. Para completar la solicitud TASFA en inglés en línea, puede consultar el PDF [2023-2024 TASFA en español](#). De lo contrario, puede completar la solicitud en español disponible en papel, la cual debe ser enviada directamente a la oficina de ayuda financiera de la universidad a la cual tiene pensado asistir. No llene una solicitud de TASFA en línea y otra en papel TASFA. Solamente es necesario llenar una.

Privacy Policy - Texas Higher Education Coordinating Board

- User will initially see a “Start” button.
- Spanish information is included to allow user to print or use it as a resource. **Online TASFA is not available in Spanish at this time.**
- Once information has been entered and saved, the button changes to “resume” and applicant will be assigned an Application ID.
- Once the application is submitted, the page includes a button to **View Online Application** or **Submit to Additional Colleges**.

Application Menu

Home Applications Help Texas Application for State Financial Aid Hi Sailor! (Logout)

Instructions

- Student
- Dependency
- Parent
- College
- Submit

Instructions

¿TASFA en español? ⓘ

BEFORE YOU BEGIN:

Gather your W-2s, tax returns, and any other income-related information to complete the TASFA.

If your parent's information is needed, you will also need these income items for your parent, and your parent will need to review and acknowledge the information entered on your application. **To access the TASFA, your parent will need a valid email address that is different than yours.** Please refer to the Parent Instructions below for more details.

REQUIRED QUESTIONS:

1. Most questions are **required** in order to submit your application. Please answer all questions accurately to avoid processing delays at the institution you plan to attend.
2. Items that are **optional**, such as your "College Student ID," are identified as such in the answer field.
3. You may notice certain questions being skipped in the numbering sequence, which is ok! Certain questions will be displayed or hidden based on your answers.

NAVIGATION AND SAVING:

Page Sections Previous Save Next

1. Clicking the **Save**, **Next**, or **Previous** buttons will save your answers.
2. Using the **Page Sections** button allows you to move throughout the current page to different sections instead of scrolling.
3. *Do not* use your web browser's BACK or FORWARD buttons since it could cause your data to be removed.

HELP:

1. Click the **Help Icon** ⓘ for more information to accurately answer the question.

Highlights

Instructions are intended to help the user with application functionality while using the online form.

The student answers questions on the following sections:

- Student
- Dependency
- Parent (if applicable)
- Family Info*
- Colleges
- Submit

Student Section

Home Applications Help Texas Application for State Financial Aid Hi Sailor! (Logout)

Instructions

Student

Dependency

Parent

College

Submit

Student

¿TASFA en español?

Page Sections Previous Save Next

Personal Information

DEMOGRAPHICS

Complete each of the questions in the three sections below. Click the icon to read available help instructions.

1) Your Last Name

BARN

2) Your First Name

RED

3) Your Middle Initial

D

4) Date of Birth

.....

5) What is your Social Security Number (SSN), Individual Taxpayer Identification Number (ITIN), Deferred Action for Childhood Arrivals (DACA) number? Or mark N/A

☐ SSN ☐ ITIN ☐ DACA ☒ N/A

.....

6) Your permanent mailing address number and street (include apt. number)

.....

7) City

FARM

8) State

ALASKA

9) ZIP Code

.....

Privacy Policy - Texas Higher Education Coordinating Board

Highlights

- Student will complete:
 - Personal Information
 - Income and Assets
 - Spouse information if applicable

Student Section – High School

13) Did you attend high school in the state of Texas? ? ☐ My high school in Texas is not listed

☒ Yes ☐ No

SEARCH BY: SCHOOL NAME / CITY / CODE ?

Select	School Name	City	Code
<input type="radio"/>	ARMANDO SMITH NEW TECHNOLOGY	DALLAS	057505005
<input type="radio"/>	A+ ACADEMY	DALLAS	057829001
<input type="radio"/>	ABBOTT SCHOOL	ABBOTT	109901001
<input type="radio"/>	ABERNATHY H S	ABERNATHY	095901001
<input checked="" type="radio"/>	ABILENE H S	ABILENE	221901001
<input type="radio"/>	ACADEMY FOR TECHNOLOGY ENGINEERING MATH & SCIENCE	ABILENE	221901010
<input type="radio"/>	ACADEMY H S	LITTLE RIVER	014901001
<input type="radio"/>	ACADEMY OF CREATIVE ED	SAN ANTONIO	015910008

Selected School Info:

ABILENE H S, ABILENE, TX, 221901001

Highlights

- If the student graduated in Texas, they can pick from the available listing.
- If their high school is not included, there is a manual entry option.
- Manual entry is also required for students that attended high school outside of Texas.

Student Section – Selective Service

The screenshot shows the 'Student' section of the Texas Application for State Financial Aid (TASFA). The left sidebar contains navigation links: Home, Applications, Help, Instructions, Student (selected), Dependency, Parent, College, and Submit. The main content area is titled 'Student' and includes a '¿TASFA en español?' link. Below this is a table of schools with columns for school name, location, and ID. The 'Selected School Info' section shows 'ABBOTT SCHOOL, ABBOTT, TX, 109901001'. Question 14 asks if the student will have their first bachelor's degree before the 2023-2024 school year, with 'No' selected. The 'SELECTIVE SERVICE STATEMENT OF REGISTRATION STATUS' section includes a note about the requirement for 'born male' students. Question 15 asks if the student was born male or female, with 'Male' selected. Question 16 asks for the current Selective Service Registration Status, with a dropdown menu showing 'SELECT'. Below the dropdown is a text box for an exemption explanation, with the placeholder text 'EXEMPTION EXPLANATION'.

Home Applications Help Texas Application for State Financial Aid

Instructions

Student

Dependency

Parent

College

Submit

Student

¿TASFA en español?

<input type="radio"/>	ABERNATHY H S	ABERNATHY	095901001
<input type="radio"/>	ABILENE H S	ABILENE	221901001
<input type="radio"/>	ACADEMY FOR TECHNOLOGY ENGINEERING MATH & SCIENCE	ABILENE	221901010

Selected School Info:

ABBOTT SCHOOL, ABBOTT, TX, 109901001

14) Will you have your first bachelor's degree before you begin the 2023-2024 school year?

☐ Yes ☒ No

SELECTIVE SERVICE STATEMENT OF REGISTRATION STATUS

An individual **born male** must complete the Selective Service Statement of Registration Status below, in accordance with [Texas Education Code, Title 3, Section 51.9095](#). For more information on Selective Service registration requirements, visit [sss.gov](#).

15) Were you born male or female?

☒ Male ☐ Female

16) What is your current Selective Service Registration Status?

SELECT

Please briefly explain why you are exempt in the box below up to 200 characters.

EXEMPTION EXPLANATION

Highlights

- Male students are required to be registered or exempt for selective service to receive state aid.
- Exemption box is available for the user to type in the reason.

Question

How do I register for Selective Service if I cannot online?

Students can complete and mail a registration form which can be found at most post offices or at www.sss.gov.

Dependency Section

Home Applications Help Texas Application for State Financial Aid Hi Sailor! (Logout)

Instructions
Student
Dependency
Parent
College
Submit

Dependency

¿TASFA en español?

41) Were you born before January 1, 2000?

☐ Yes ☒ No

42) As of today, are you married?

☐ Yes ☒ No

43) At the beginning of the 2023-2024 school year, will you be working on a master's or doctorate program (such as an MA, MBA, MD, JD, PhD, EdD, graduate certificate, etc.)?

☐ Yes ☒ No

44) Are you currently serving on active duty in the U.S. Armed Forces for purposes other than training?

☐ Yes ☒ No

45) Are you a veteran of the U.S. Armed Forces?

☐ Yes ☒ No

46) Do you now have or will you have children who will receive more than half of their support from you between July 1, 2023 and June 30, 2024?

☐ Yes ☒ No

47) Do you have dependents (other than your children or spouse) who live with you and who receive more than half of their support from you, now and through June 30, 2024?

☐ Yes ☒ No

48) At any time since you turned age 13, were both your parents deceased, were you in foster care or were you a dependent or ward of the court?

☐ Yes ☒ No

Privacy Policy - Texas Higher Education Coordinating Board

Highlights

- Dependency questions on age and marital status prepopulated based answers provided on the Student section.
- Parent tab will appear or disappear depending on the dependency responses.

Parent Section

Home Applications Help Texas Application for State Financial Aid Hi Sailor! (Logout)

Instructions
Student
Dependency
Parent
College
Submit

Parent

[¿TASFA en español?](#)

Based on your answers, you will need to provide parent information to submit your application. **Your parent will need a valid email address that is different than yours to electronically sign the TASFA.** A secure link to access your TASFA will be sent to your parent's email address during the signature process.

If you cannot provide parent information, work with your college to determine next steps on applying.

Demographics

Complete all the questions in the sections below. Click the [i](#) icon to read available help instructions.

54) As of today, what is the marital status of your legal parents?

SELECT

56) Parent 1 Last Name 57) Parent 1 First Name

LAST NAME FIRST NAME

58) Parent 1 Date of Birth

MM/DD/YYYY

59) What is Parent 1's Social Security Number (SSN), Individual Taxpayer Identification Number (ITIN), Deferred Action for Childhood Arrivals (DACA) number? Or mark N/A.

☐ SSN ☐ ITIN ☐ DACA ☐ N/A

Highlights

- Skip logic is used if the parent is not married; Parent 2 will appear or stay hidden depending on the response to marital status.
- Parent must have an email different than the student to access the TASFA to complete the required acknowledgement confirmation.

College Section

Highlights

- Available colleges listing will be updated as they are selected.
- User can remove colleges prior to submission by clicking the Selected Colleges tab.
- User can add up to 10 colleges per submission.
 - Housing status is required
 - College Student ID is optional.

Home Applications Help Texas Application for State Financial Aid Hi Sailor! (Logout)

Instructions
Student
Dependency
Parent
College
Submit

Colleges

¿TASFA en español?

Select at least one college from the Available College listing below. You can select a maximum of 10 colleges per application submission. If you would like to select additional colleges, you can add them during a future session.

Available Colleges 145 Selected Colleges 1

SCHOOL NAME	CITY	CODE	
ABC University	WACO	123456	Remove
HOUSING PLAN: ON CAMPUS		STUDENT ID:	
Texas University	Texas Town	123456	Remove
HOUSING PLAN: ON CAMPUS		STUDENT ID:	
123 University	IRVING	123456	Remove
HOUSING PLAN: WITH PARENT		STUDENT ID:	

Privacy Policy Texas Higher Education Coordinating Board

Submit Section

Home Applications Help Texas Application for State Financial Aid Hi Maery! (Logout)

Instructions Student Dependency College **Submit**

Submit

[¿TASFA en español?](#) [Previous](#)

Please fix the error(s) on

- Student
- Dependency

Acknowledgement Statement

☐ I certify that the information provided on this TASFA is true and correct to the best of my knowledge. If eligible, I will use any student financial aid provided as a result of my submission to pay only the cost of attending a Texas institution of higher education. I understand that any false statements may void my eligibility for state (or institutional) financial aid. By clicking on the certification box, I also acknowledge and consent to the following:

- My information (including any applicable parent information) collected on this online application will be sent electronically to the institutions of higher education in Texas listed below, and to any additional institutions of higher education that I may add at a later date.
- I understand that the information provided on this application will be used only for evaluation of eligibility for state (or institutional) financial aid and that I may need to provide additional information or documentation to the college or university to determine eligibility.
- If I choose to add more colleges or universities after I submit my application, my original submission (including applicable parent review and confirmation) will be used for additional application submissions.
- Once my application has been submitted, corrections cannot be made through the online portal. I must contact the college or university directly to discuss next steps to update or correct information on my submitted TASFA.

College Name	FICE Code
ABC University	123456

[Submit Application](#)

[Privacy Policy](#) - Texas Higher Education Coordinating Board

Highlights

- Incomplete sections will show on a banner with hyperlinks to the applicable pages.

Parent Acknowledgement Process

Home Applications Help Texas Application for State Financial Aid

Instructions

Student

Dependency

Parent

College

☒ Submit

Submit

[Previous](#)

¿TASFA en español? ⓘ

Awaiting Parent's Submission!

▼ Step 1 - Your Parent's Review and Confirmation

Email sent successfully!

Your application is awaiting parent review and confirmation. Please instruct Parent 1 review your application, and have them submit the parent portion of the application.

Resend e-mail notification to Parent at MARYPOPPINTESTING123@GMAIL.COM [Send Email](#)

▼ Step 2 - Your Submission

Highlights

- Once all fields are complete and validated, the student can send their parent a secure link via email to access the application.
- Link is good for 24 hours and user can send additional links until the TASFA is submitted.

Parent Access Link

THECB TASF

Dear Parent,

MAARY has successfully completed application. To access the TASFA, p

- Student's Application
 - Provided via email to y
- Student's Email Address
 - Must match the email i
- Student's Date of Birth
 - Must match your stu

Identity Verification

* Student Email

* Student Application ID

* Student Date of Birth

MM/DD/YYYY

Submit

...vledgment statement on the

Highlights

Parent clicks on the link in the email to launch a new browser and must enter three specific student validation items to access the application.

Parent Acknowledgment

Texas Application for State Financial Aid

Submit

¿TASFA en español? ⓘ

Acknowledgement Statement

☒ I certify that I am the parent of **MARRY POPPIN** and that the information provided on this TASFA is true and correct to the best of my knowledge. If eligible, my child will use any student financial aid provided as a result of their submission to pay only the cost of attending a Texas institution of higher education. I understand that any false statements may void my child's eligibility for state (or institutional) financial aid. By clicking on the certification box, I also acknowledge and consent to the following:

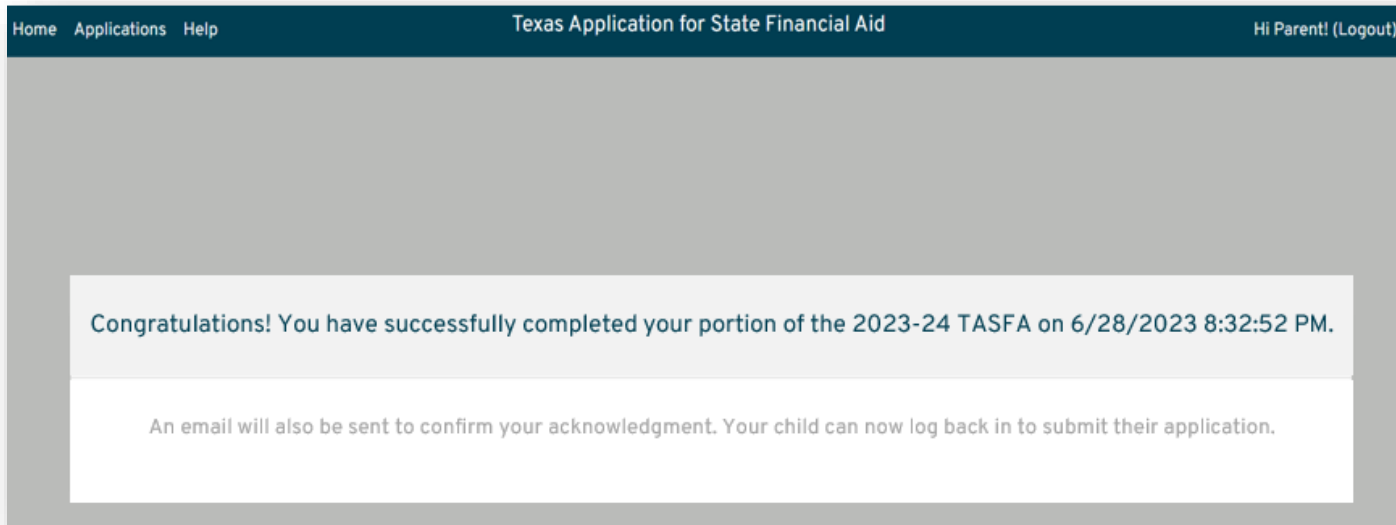
- My information collected on this online application will be sent electronically to the institutions of higher education in Texas that my child selects, and to any additional institutions of higher education that may be added at a later date.
- I understand that the information provided on this application will be used only for evaluation of eligibility for state (or institutional) financial aid and that I may need to provide additional information or documentation to the college or university to determine eligibility.
- If my child chooses to add more colleges or universities after they submit their original application, my original certification will be used for additional application submissions.
- Once my child's application has been submitted, corrections cannot be made through the online portal. My child must contact the college or university directly to discuss next steps to update or correct information on their submitted TASFA.

Submit

Highlights

- Parent will have read-only access.
- Once they have reviewed the application, they go to the Submit section.
- Parent will click Acknowledgement Statement box, the green Submit button.

Parent Acknowledgment



Highlights

- Parent will have read-only access.
- Once they have reviewed the application, they go to the Submit section.
- Parent will click Acknowledgement Statement box, the green Submit button.
- Page will pop up with a confirmation message.

Dependent Student Submission

The screenshot shows the 'Submit' page of the Texas Application for State Financial Aid (TASFA) for a dependent student. The page has a dark blue header with navigation links: Home, Applications, and Help. The title 'Texas Application for State Financial Aid' is centered, and the user is logged in as 'Hi Maary! (Logout)'. On the left, a sidebar lists navigation options: Instructions, Student, Dependency, Parent, College, and Submit (which is checked). The main content area is titled 'Submit' and includes a link for '¿TASFA en español?'. A green message box states: 'Your parent has successfully confirmed the information on your TASFA.' Below this, a yellow box says: 'Proceed to Step 2 to submit your application!'. At the bottom, a progress bar shows two steps: 'Step 1 - Your Parent's Review and Confirmation' and 'Step 2 - Your Submission', with Step 2 being the current step. A 'Previous' button is located in the top right corner of the main content area.

Home Applications Help Texas Application for State Financial Aid Hi Maary! (Logout)

Instructions Student Dependency Parent College ☒ Submit

Submit

[¿TASFA en español?](#)

Your parent has successfully confirmed the information on your TASFA.

Proceed to Step 2 to submit your application!

- Step 1 - Your Parent's Review and Confirmation
- Step 2 - Your Submission

[Previous](#)

Dependent Student Submission

The screenshot shows the 'Submit' page of the TASFA application. On the left is a sidebar with navigation links: Instructions, Student, Dependency, Parent, College, and Submit (which is checked). The main content area is titled 'Submit' and includes a 'Previous' button. Below the title, there are two steps: 'Step 1 - Your Parent's Review and Confirmation' and 'Step 2 - Your Submission'. The 'Acknowledgement Statement' section contains a certification checkbox (highlighted with a red box) and a list of terms. At the bottom, there are input fields for 'College Name' (ABC University) and 'FICE Code' (123456), with a red arrow pointing to the 'College Name' field. Below these fields is a green 'Submit Application' button (also highlighted with a red box).

Instructions

Student

Dependency

Parent

College

☒ Submit

Submit

¿TASFA en español? ⓘ

Step 1 - Your Parent's Review and Confirmation

Step 2 - Your Submission

Acknowledgement Statement

☐ I certify that the information provided on this TASFA is true and correct to the best of my knowledge. If eligible, I will use any student financial aid provided as a result of my submission to pay only the cost of attending a Texas institution of higher education. I understand that any false statements may void my eligibility for state (or institutional) financial aid. By clicking on the certification box, I also acknowledge and consent to the following:

- My information (including any applicable parent information) collected on this online application will be sent electronically to the institutions of higher education in Texas listed below, and to any additional institutions of higher education that I may add at a later date.
- I understand that the information provided on this application will be used only for evaluation of eligibility for state (or institutional) financial aid and that I may need to provide additional information or documentation to the college or university to determine eligibility.
- If I choose to add more colleges or universities after I submit my application, my original submission (including applicable parent review and confirmation) will be used for additional application submissions.
- Once my application has been submitted, corrections cannot be made through the online portal. I must contact the college or university directly to discuss next steps to update or correct information on my submitted TASFA.

College Name	FICE Code
ABC University	123456

- Student will review colleges and then click Acknowledgement Statement box, the green Submit Application button.

View Application

Home Applications Help Texas Application for State Financial Aid Hi Mary! (Logout)

Application Year: 2023-2024
Application ID: 162516BB-7C9C-481F-8E64-A4F7E4DD50AF

Your 2023-2024 TASFA has been submitted to the following institutions.

College Name
ABC University
123 University
Texas University

Home Applications Help Texas Application for State Financial Aid Hi Mary! (Logout)

Instructions
Student
Dependency
College
Submit

Student
¿TASFA en español?

This application is read-only. Refer to Instructions for details.

Personal Information

DEMOGRAPHICS

Complete each of the questions in the three sections below. Click the **i** icon to read available help instructions.

1) Your Last Name **i** POPPINS
2) Your First Name **i** MARY
3) Your Middle Initial
4) Date of Birth **i**

Privacy Policy - Texas Higher Education Coordinating Board

Highlights

- Student can go to the Applications page to:
 - View their submitted TASFA in a read-only format.

Printable Copy

HomeApplicationsHelp

Texas Application for State Financial Aid

Hi Mary! (Logout)

Application Year: 2023-2024

Application ID: 162516BB-7C9C-481F-8E64-A4F7E4DD50AF

Your 2023-2024 TASFA has been submitted to

College Name	Submitted
ABC University	5/8/2023
123 University	5/8/2023
Texas University	5/4/2023

▶ View Online Application

▶ Submit

¿Está buscando la solicitud TASFA en español?

La solicitud TASFA en línea no se encuentra disponible en este momento para la postulación 2023-2024. Para completar la solicitud TASFA en inglés, visite [2024 TASFA en español](#). De lo contrario, puede completar la solicitud TASFA en español directamente a la oficina de ayuda financiera de la institución a la que desea asistir. No llene una solicitud de TASFA en línea y otra en papel TASFA.

Privacy Policy - Texas Higher Education Coordinating Board

TASFA2023-2024TEXAS APPLICATION FOR STATE FINANCIAL AIDJULY 1, 2023 - JUNE 30, 2024

THECBTexas Higher Education COORDINATING BOARD

The Texas Application for State Financial Aid (TASFA) is a **free** application that collects information to help determine eligibility for state (or institutional) financial aid programs administered by institutions of higher education in the state of Texas.

Students classified as Texas residents who are not eligible to apply for federal financial aid using the Free Application for Federal Student Aid (FAFSA) are encouraged to complete the TASFA. To review the FAFSA filing requirements, visit [studentaid.gov](#) or contact the financial aid office at the institution you plan to attend for the 2023-24 award year. The federal application covers federal and state financial aid opportunities. If you meet the FAFSA filing requirements, then you should submit a completed FAFSA.

YOU DO NOT NEED TO COMPLETE BOTH THE FAFSA AND TASFA.

The 2023-24 state financial aid priority application deadline for many institutions of higher education is **January 15, 2023**. It is important to complete and submit this application with all required documentation to the financial aid office **on or before Jan. 15** to be considered for the most financial aid possible.

To complete this application, answer each item within each section. If a question does not apply to you, answer N/A for not applicable. For clarification on certain items, refer to the [TASFA Notes on pages 7-14](#). If you have further questions about this form, contact the financial aid office at your institution.

Note: Personal information collected on the TASFA is protected under the Family Educational Rights and Privacy Act (FERPA) of 1974.

SECTION 1: STUDENT INFORMATION

DEMOGRAPHICS

1. Last Name: Tester

2. First Name: Test

3. Middle Initial:

4. Date of Birth: 05/05/1990

5. What is your Social Security Number (SSN), Individual Taxpayer Identification Number (ITIN), Deferred Action for Childhood Arrivals (DACA) number? Or check N/A ☒

6. Your permanent mailing address number and street (include apt. number): 123 Testing Drive

7. City: Test City

8. State: TX

9. ZIP Code: 12345

10. Phone Number (123) 456-7891

11. Your Email Address: testing123@gmail.com

EDUCATION DETAILS

12. What will your high school (HS) completion status be when you begin college in the 2023-24 school year?

☒ High School Diploma

☐ High School Equivalency Certificate (i.e., GED, HiSET, etc.)

☐ Homeschooled (Skip to question 14)

☐ None of these (Skip to question 14)

13a. High School Name (If applicable): Tester High School

13b. High School City (If applicable): Test city

13c. HS State (If applicable): TX

13d. HS ZIP code (If applicable): 12345

14. Will you have your first bachelor's degree before you begin the 2023-24 school year?

☐ Yes

☐ No

SELECTIVE SERVICE STATEMENT OF REGISTRATION STATUS

An individual born male must complete the Selective Service Statement of Registration Status below, in accordance with Texas Education Code, Title 3, Section 51.9095. For more information on Selective Service registration, visit [sss.gov](#).

15. Were you born male or female?

☐ Male

☒ Female

16. Please mark one option below:

☒ I was born female and not required to register.

☐ I was born male and am under the age of 18, and not currently required to register.

☐ I was born male and am REGISTERED with the Selective Service.

☐ I was born male and am over age 18. I am not registered with the Selective Service, and I am not exempt.

☐ I was born male and am EXEMPT from registration because: (please briefly explain why you are exempt in the box below.)

Highlights

- Student can go to the Applications page to:
 - View their submitted TASFA in a read-only format
 - View the date submitted or print a copy of their submitted TASFA (by school) in PDF format.

Question

What does your school collect as proof of a student's TASFA completion?

Add Colleges

Home Applications Help Texas Application for State Financial Aid Hi Mary! (Logout)

Application Year: 2023-2024

Application ID: 162516BB-7C9C-481F-8E64-A4F7E4DD50AF

Your 2023-2024 TASFA has been submitted to the following institutions.

College Name	Submitted On	View Application
ABC University	5/8/2023	View application
123 University	5/8/2023	View application
Texas University	5/4/2023	View application

[▶ View Online Application](#) [▶ Submit to Additional Colleges](#)

¿Está buscando la solicitud TASFA en español?
La solicitud TASFA en línea no se encuentra disponible en este momento en español para el año de postulación 2023-2024. Para completar la solicitud TASFA en inglés en línea, puede consultar el PDF [2023-2024 TASFA en español](#). De lo contrario, puede completar la solicitud en español disponible en papel, la cual debe ser enviada directamente a la oficina de ayuda financiera de la universidad a la cual tiene pensado asistir. No llene una solicitud de TASFA en línea y otra en papel TASFA. Solamente es necesario llenar una.

[Privacy Policy](#) - [Texas Higher Education Coordinating Board](#)

Highlights

- Student can go to the Applications page to:
 - View their submitted TASFA in a read-only format
 - View the date submitted or print a copy of their submitted TASFA (by school) in PDF format.
 - Add up to 10 colleges per submission.

Features

- Application is dynamic so it will adjust to the device being used.

The screenshot displays the TASFA mobile application interface. At the top, a dark blue header bar contains a hamburger menu icon, the text "TASFA", and the user's name "Hi Maary!" with a "(Logout)" link. Below the header is a white navigation bar with five icons: a list, a person, a key, a building, and a checkmark. The main content area has a grey background with the title "Student" and a link "¿TASFA en español?" with an information icon. A "Page Sections" dropdown menu is visible, along with navigation icons for back, home, and forward. The "Personal Information" section is highlighted with a dark blue header. Below it, the "DEMOGRAPHICS" section contains instructions: "Complete each of the questions in the three sections below. Click the i icon to read available help instructions." The form includes four numbered questions: "1) Your Last Name", "2) Your First Name", "3) Your Middle Initial", and "4) Date of Birth". Each question has a corresponding text input field. The "Date of Birth" field includes a date format hint "MM/DD/YYYY" and a calendar icon.

TASFA Hi Maary! (Logout)

Student

¿TASFA en español? ⓘ

Page Sections ▾ ⏪ 🏠 ⏩

Personal Information

DEMOGRAPHICS

Complete each of the questions in the three sections below. Click the ⓘ icon to read available help instructions.

1) Your Last Name ⓘ

LAST NAME

2) Your First Name ⓘ

FIRST NAME

3) Your Middle Initial

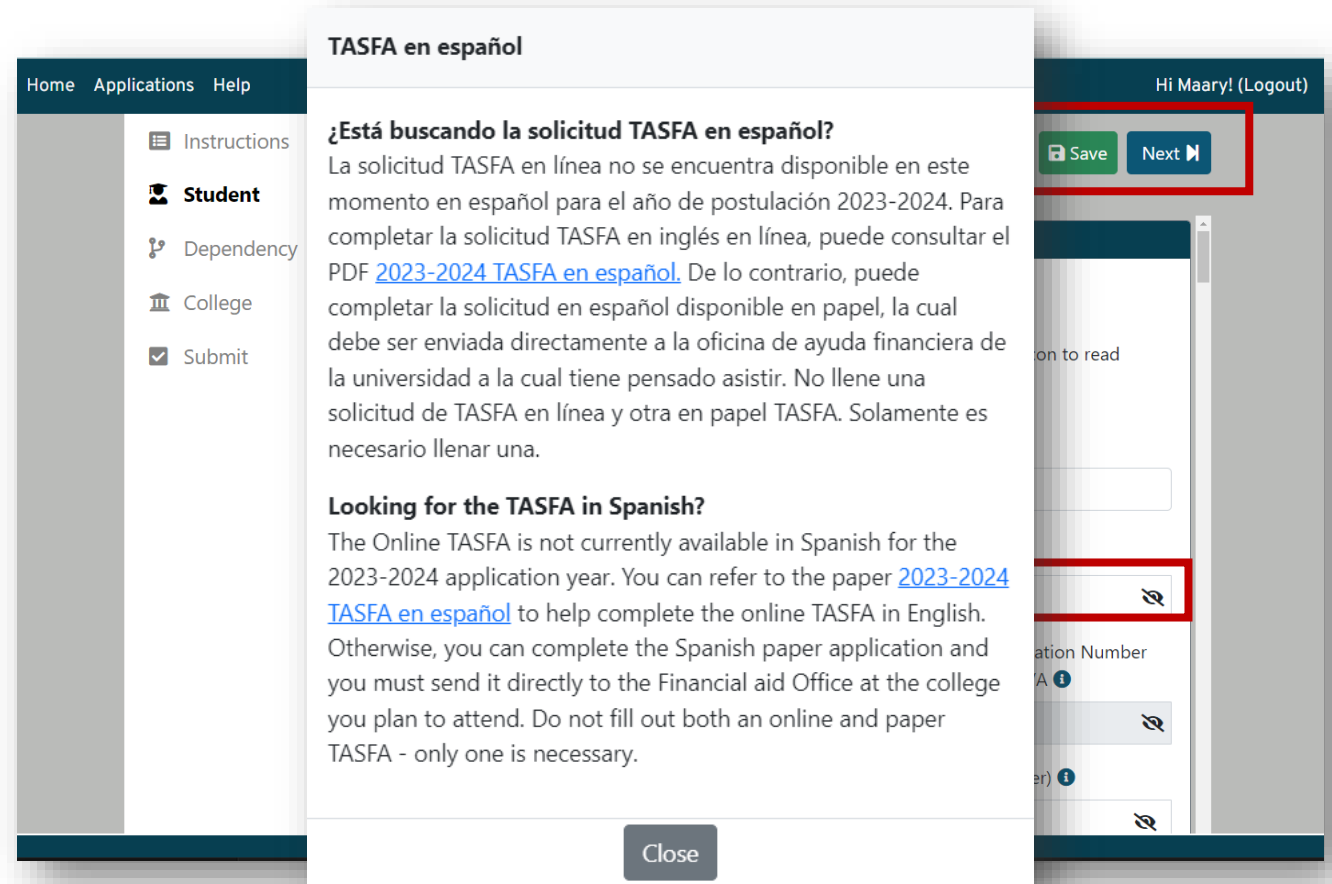
MIDDLE INITIAL (OPTIONAL)

4) Date of Birth ⓘ


MM/DD/YYYY 📅

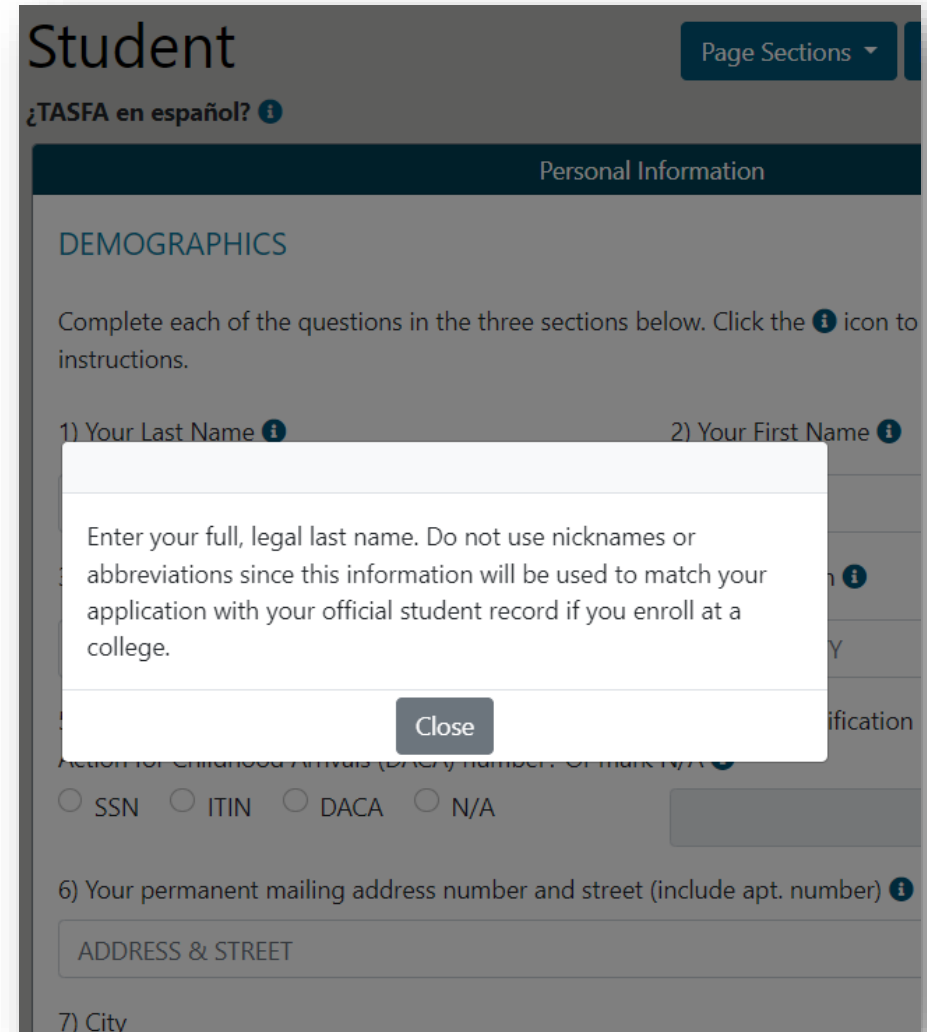
Features


- Application is dynamic so it will adjust to the device being used.
- Navigation buttons include an automatic “save” feature, so the user does not lose any completed progress.
- Links to the Spanish paper TASFA are included on each page so the user can use it as a reference or complete and mail it as an alternative.
- Masking is included to protect sensitive information.



Features

- Application is dynamic so it will adjust to the device being used.
- Navigation buttons include an automatic “save” feature, so the user does not lose any completed progress.
- Links to the Spanish paper TASFA are included on each page so the user can use it as a reference or complete and mail it as an alternative.
- Masking is included on specific fields to protect sensitive information.
-  Help icons provide additional clarification on most fields to help user with questions.



The screenshot shows the 'Student' TASFA application interface. At the top, there's a 'Student' header and a 'Page Sections' dropdown. Below this is a link for '¿TASFA en español?' with an information icon. The main section is titled 'Personal Information' and contains a 'DEMOGRAPHICS' sub-section. Instructions state: 'Complete each of the questions in the three sections below. Click the  icon to instructions.' The form includes fields for '1) Your Last Name' and '2) Your First Name', both with help icons. A modal popup is displayed over the '1) Your Last Name' field, containing the text: 'Enter your full, legal last name. Do not use nicknames or abbreviations since this information will be used to match your application with your official student record if you enroll at a college.' and a 'Close' button. Below the popup, there are radio button options for 'Action for Childhood Arrivals (Entry number 1 of mark 1, 2, 3, 4, 5, 6, 7, 8, 9, 10, 11, 12, 13, 14, 15, 16, 17, 18, 19, 20, 21, 22, 23, 24, 25, 26, 27, 28, 29, 30, 31, 32, 33, 34, 35, 36, 37, 38, 39, 40, 41, 42, 43, 44, 45, 46, 47, 48, 49, 50, 51, 52, 53, 54, 55, 56, 57, 58, 59, 60, 61, 62, 63, 64, 65, 66, 67, 68, 69, 70, 71, 72, 73, 74, 75, 76, 77, 78, 79, 80, 81, 82, 83, 84, 85, 86, 87, 88, 89, 90, 91, 92, 93, 94, 95, 96, 97, 98, 99, 100, 101, 102, 103, 104, 105, 106, 107, 108, 109, 110, 111, 112, 113, 114, 115, 116, 117, 118, 119, 120, 121, 122, 123, 124, 125, 126, 127, 128, 129, 130, 131, 132, 133, 134, 135, 136, 137, 138, 139, 140, 141, 142, 143, 144, 145, 146, 147, 148, 149, 150, 151, 152, 153, 154, 155, 156, 157, 158, 159, 160, 161, 162, 163, 164, 165, 166, 167, 168, 169, 170, 171, 172, 173, 174, 175, 176, 177, 178, 179, 180, 181, 182, 183, 184, 185, 186, 187, 188, 189, 190, 191, 192, 193, 194, 195, 196, 197, 198, 199, 200, 201, 202, 203, 204, 205, 206, 207, 208, 209, 210, 211, 212, 213, 214, 215, 216, 217, 218, 219, 220, 221, 222, 223, 224, 225, 226, 227, 228, 229, 230, 231, 232, 233, 234, 235, 236, 237, 238, 239, 240, 241, 242, 243, 244, 245, 246, 247, 248, 249, 250, 251, 252, 253, 254, 255, 256, 257, 258, 259, 260, 261, 262, 263, 264, 265, 266, 267, 268, 269, 270, 271, 272, 273, 274, 275, 276, 277, 278, 279, 280, 281, 282, 283, 284, 285, 286, 287, 288, 289, 290, 291, 292, 293, 294, 295, 296, 297, 298, 299, 300, 301, 302, 303, 304, 305, 306, 307, 308, 309, 310, 311, 312, 313, 314, 315, 316, 317, 318, 319, 320, 321, 322, 323, 324, 325, 326, 327, 328, 329, 330, 331, 332, 333, 334, 335, 336, 337, 338, 339, 340, 341, 342, 343, 344, 345, 346, 347, 348, 349, 350, 351, 352, 353, 354, 355, 356, 357, 358, 359, 360, 361, 362, 363, 364, 365, 366, 367, 368, 369, 370, 371, 372, 373, 374, 375, 376, 377, 378, 379, 380, 381, 382, 383, 384, 385, 386, 387, 388, 389, 390, 391, 392, 393, 394, 395, 396, 397, 398, 399, 400, 401, 402, 403, 404, 405, 406, 407, 408, 409, 410, 411, 412, 413, 414, 415, 416, 417, 418, 419, 420, 421, 422, 423, 424, 425, 426, 427, 428, 429, 430, 431, 432, 433, 434, 435, 436, 437, 438, 439, 440, 441, 442, 443, 444, 445, 446, 447, 448, 449, 450, 451, 452, 453, 454, 455, 456, 457, 458, 459, 460, 461, 462, 463, 464, 465, 466, 467, 468, 469, 470, 471, 472, 473, 474, 475, 476, 477, 478, 479, 480, 481, 482, 483, 484, 485, 486, 487, 488, 489, 490, 491, 492, 493, 494, 495, 496, 497, 498, 499, 500, 501, 502, 503, 504, 505, 506, 507, 508, 509, 510, 511, 512, 513, 514, 515, 516, 517, 518, 519, 520, 521, 522, 523, 524, 525, 526, 527, 528, 529, 530, 531, 532, 533, 534, 535, 536, 537, 538, 539, 540, 541, 542, 543, 544, 545, 546, 547, 548, 549, 550, 551, 552, 553, 554, 555, 556, 557, 558, 559, 560, 561, 562, 563, 564, 565, 566, 567, 568, 569, 570, 571, 572, 573, 574, 575, 576, 577, 578, 579, 580, 581, 582, 583, 584, 585, 586, 587, 588, 589, 590, 591, 592, 593, 594, 595, 596, 597, 598, 599, 600, 601, 602, 603, 604, 605, 606, 607, 608, 609, 610, 611, 612, 613, 614, 615, 616, 617, 618, 619, 620, 621, 622, 623, 624, 625, 626, 627, 628, 629, 630, 631, 632, 633, 634, 635, 636, 637, 638, 639, 640, 641, 642, 643, 644, 645, 646, 647, 648, 649, 650, 651, 652, 653, 654, 655, 656, 657, 658, 659, 660, 661, 662, 663, 664, 665, 666, 667, 668, 669, 670, 671, 672, 673, 674, 675, 676, 677, 678, 679, 680, 681, 682, 683, 684, 685, 686, 687, 688, 689, 690, 691, 692, 693, 694, 695, 696, 697, 698, 699, 700, 701, 702, 703, 704, 705, 706, 707, 708, 709, 710, 711, 712, 713, 714, 715, 716, 717, 718, 719, 720, 721, 722, 723, 724, 725, 726, 727, 728, 729, 730, 731, 732, 733, 734, 735, 736, 737, 738, 739, 740, 741, 742, 743, 744, 745, 746, 747, 748, 749, 750, 751, 752, 753, 754, 755, 756, 757, 758, 759, 760, 761, 762, 763, 764, 765, 766, 767, 768, 769, 770, 771, 772, 773, 774, 775, 776, 777, 778, 779, 780, 781, 782, 783, 784, 785, 786, 787, 788, 789, 790, 791, 792, 793, 794, 795, 796, 797, 798, 799, 800, 801, 802, 803, 804, 805, 806, 807, 808, 809, 810, 811, 812, 813, 814, 815, 816, 817, 818, 819, 820, 821, 822, 823, 824, 825, 826, 827, 828, 829, 830, 831, 832, 833, 834, 835, 836, 837, 838, 839, 840, 841, 842, 843, 844, 845, 846, 847, 848, 849, 850, 851, 852, 853, 854, 855, 856, 857, 858, 859, 860, 861, 862, 863, 864, 865, 866, 867, 868, 869, 870, 871, 872, 873, 874, 875, 876, 877, 878, 879, 880, 881, 882, 883, 884, 885, 886, 887, 888, 889, 890, 891, 892, 893, 894, 895, 896, 897, 898, 899, 900, 901, 902, 903, 904, 905, 906, 907, 908, 909, 910, 911, 912, 913, 914, 915, 916, 917, 918, 919, 920, 921, 922, 923, 924, 925, 926, 927, 928, 929, 930, 931, 932, 933, 934, 935, 936, 937, 938, 939, 940, 941, 942, 943, 944, 945, 946, 947, 948, 949, 950, 951, 952, 953, 954, 955, 956, 957, 958, 959, 960, 961, 962, 963, 964, 965, 966, 967, 968, 969, 970, 971, 972, 973, 974, 975, 976, 977, 978, 979, 980, 981, 982, 983, 984, 985, 986, 987, 988, 989, 990, 991, 992, 993, 994, 995, 996, 997, 998, 999, 1000'. Below these are fields for '6) Your permanent mailing address number and street (include apt. number)' and '7) City'.

Additional Guidance

Contact THECB

- Technical issues completing online TASFA
- General questions on application
- Account access issues
- Questions on THECB webpage

Contact Institution

- Next steps after TASFA has been submitted
- Details on required documentation
- Complex questions on filling out the TASFA

What if a dependent student cannot provide parent information on TASFA?

- The Online TASFA currently does not have a way for a dependent student to bypass providing parent information.
- The student would need to reach out to the financial aid office in these specific circumstances.

What if the student has two parents that are married or living together?

- Both parents' information will be needed on the TASFA.
- Parent 1 will need to acknowledge the information entered on the application for the student to submit.

What if the student has two parents that are divorced or not living together and not remarried?

- The parent that supports the student the most financially throughout over the 12-month period before the TAFSA is submitted will need to report their information on the TASFA as Parent 1.

What if the student has two parents that are divorced or not living together and one or both remarried?

- The parent that provides the most financial support throughout over the 12-month period before the TAFSA is submitted will need to report their information on the TASFA as Parent 1.
- If the parent that provides the most financial support to the student is remarried, then the step-parent will need to report their information on the TASFA as Parent 2.

What if the student lives with a guardian or relatives and their parents live in another country?

- Unless the guardian or relative has legally adopted the student, the guardian or relative should not put their information on the TASFA.
- The parent's or parents' information will still be needed on the TASFA.
- The student will not be able to continue filling out the online TASFA without the parent information and may have to reach out to the college on their circumstance.

Online TASFA vs Online FAFSA

Unlike the FAFSA, the Online TASFA:

- Cannot pull IRS tax information like the FAFSA, and students will need to follow up with the financial aid office on documentation.
- Will not have upload ability for tax or other documents
- Cannot copy over prior application information for the student like the FAFSA, but the student can use the same account and email.
- Does not calculate a Student Aid Index or estimate financial aid eligibility like the FAFSA. It is only a pass-through of information to the selected college.
- Will not be available in Spanish for 2024-25 but will have linked and available a paper TASFA in Spanish.

But, the online TASFA will continue to improve and develop over time.

Financial Aid Quick Guide

Quick Guide to Financial Aid Application Changes

Whether they're completing the FAFSA or the TASFA, Texas students will experience a new financial aid application for the 2024–2025 school year. Use this quick guide to learn what you can expect from the simplified FAFSA and the online TASFA.

FAFSA Simplification

The 2024–2025 FAFSA will feature a simplified application that will be easier for users to complete with fewer barriers.

New Processes

FSA ID	All contributors must create and verify an FSA ID before accessing the FAFSA. This includes parent(s) without a social security number. There is no longer an option to submit a signature page.
Direct Data Exchange	All contributors must consent to have their tax information transferred from the IRS. This includes non-filers, those filing foreign tax returns, and undocumented parents. Otherwise, FSA will not process the application or calculate an SAI.
Parent Contributors	For dependent students with separated or divorced parents, the parent providing the most financial support must be included in the FAFSA, even if the student lived with the other parent more often.
School Selection	Students may select up to 20 colleges or universities to receive their FAFSA.

Formula Changes

Family Size	For tax filers, family size is automatically calculated based on the number of individuals claimed on the tax return. If the family size is different from the tax return, there will be an option to enter it manually.
Business and Farm Assets	The net value of any business or farm must be included as an asset on the FAFSA.
Number in College	The number of students in college is no longer included in the SAI calculation, but the question will still be asked for institutional purposes.
Family Adjusted Gross Income	Families with an adjusted gross income (AGI) greater than \$60,000 will be required to report asset information.

New Terms To Know

Financial Aid Direct Data Exchange (FADDX) is the new name for the process of bringing over applicant and contributor information from the IRS.

Student Aid Index (SAI) replaces the EFC. SAI will be calculated using a new formula and may be as low as -\$1500.

Contributors are those people that provide information on an applicant's FAFSA, such as the student, a spouse, a biological parent, adoptive parent, or stepparent.

Family size replaces household size and will be automatically calculated based on information on the tax return.

The **FAFSA Submission Summary (FSS)** replaces the former Student Aid Report (SAR). This is what students receive after submitting a completed form. The FSS will include an application summary and the student's SAI. Students will also use the FSS to make corrections.

Online TASFA

The 2024–2025 TASFA will include changes based on the FAFSA simplification. Students are encouraged to complete the 2024–2025 paper TASFA when it is released. An online version will be available later.

Online TASFA Highlights

Decision Tree	Students unsure of which financial aid application to complete will be able to use the decision tree on the Texas Higher Education Coordinating Board's website to help them decide if they should complete the TASFA or the FAFSA.
Account Creation	Students will be required to create an account by creating a password and providing a unique email address. Students are encouraged to use a personal email address, and not one assigned to them by their school or district.
Automatic Save	Navigation buttons include an automatic save feature to ensure users don't lose any progress.
Help Icons	Throughout the online TASFA, help icons provide clarification on most form fields.
Spanish Help Content	A link to the Spanish paper TASFA is included on each page of the online TASFA to help users translate questions.
Skip Logic	The online TASFA uses skip logic to hide or display certain questions based on answers provided earlier in the application. For example, the Parent tab will appear or disappear depending on student dependency responses.
College Section	Students can add up to 10 colleges per submission but may return to their application to add more colleges as needed.
Parent Acknowledgement	Once dependent students have completed their application, their parent will receive a secure link via email to access the application. The link will direct the parent to verify the student's identity and review the application information saved by the student. The parent must submit their acknowledgement before students can submit their application.
Submitting the online TASFA	Once their parent has acknowledged the online TASFA, dependent students will need to log in, review the colleges they selected, and submit their application. Then their selected colleges will receive the TASFA electronically. Lastly, students should follow up with each school to submit any required supplemental documents.

Important Changes to the 2024–2025 TASFA Process

The online TASFA is currently available in English only . Students can download and complete a Spanish version of the paper TASFA.	Beginning with the 2024–2025 aid year, students must submit a paper or online TASFA, not institution-specific applications.	THECB expects to release the 2024–2025 paper TASFA in December 2023, alongside the release of the FAFSA. The online version will be available at a later point.	The THECB updated the State Priority Deadline to March 15, 2024 , for the 2024–2025 award year only. It will revert to January 15 for future years.
---	---	---	--

Resource Document

TEXAS ONCOURSE
Texas Application for State Financial Aid
Helpful links and resource guide

Texas OnCourse Resources	
Texas OnCourse Website	Texas OnCourse
Texas OnCourse Academy	Academy
YouTube Website	Texas OnCourse YouTube
Sign up for our monthly Professional Learning Sessions!	Professional Learning Session Series
Texas OnCourse financial aid toolkits	Financial Aid Toolkits

TASFA Application	
Access the online TASFA and Paper TASFA	Online TASFA Landing Page
TASFA Frequently Asked Questions	FAQs
Texas Higher Education Coordinating Board HH loans	HH Loans Website

Presentation Resources	
Slide Deck	
Financial aid Quick Start Guide	

Contacts
Lauren Discher
Professional Learning Coordinator
Lauren.Discher@highered.texas.gov

Andrea Panter
Senior Network Coordinator
Andrea.Panter@highered.texas.gov

Giselle Martinez
Program Specialist, Financial aid Services
Giselle.Martinez@highered.texas.gov

Laura DeGrush
Program Specialist
Laura.DeGrush@highered.texas.gov



Questions?

Thank you!

We appreciate your feedback.
Please take a moment to complete
our survey.



Questions?

Texas Higher Education

COORDINATING BOARD

[CONTACT US](#)