

**SCHOOL BOARD MEETING
KENNEWICK SCHOOL DISTRICT NO. 17**

Meeting Date: Wednesday, December 11, 2024
Time: 5:30 p.m.
Location: District Administration Building
Remote Viewing Access: <https://bit.ly/4fUbv71>
Remote Public Comment Sign-Up Form: <https://bit.ly/3dn9dyk>
Interpretación al español estará disponible.

AGENDA

1. **Call to Order** – 5:30 PM **GABE GALBRAITH**
2. **Pledge of Allegiance**
3. **Election of Officers**
4. **Communications from Parents, Staff, and District Residents**
5. **Consent Items**
 - Approval of Board Minutes**
 - A. Minutes of School Board Study Session November 13, 2024
 - B. Minutes of School Board Meeting November 13, 2024
 - Human Resources Reports**
 - A. Personnel Actions – Certificated, Classified, and Extracurricular
 - B. Minimum Wage Increase and Classified Substitute Hourly Rates
 - Business Office Items**
 - A. Budget Status Report Ending September 30, 2024
 - B. Payroll and Vouchers Ending September 30, 2024
 - C. Resolution No. 3, 2024-2025: Cancellation of Outstanding Warrants
 - Teaching and Learning Reports**
 - A. Recommendation Instructional Materials
 - Capital Projects Items**
 - A. Resolution No. 4, 2024-2025: Accept Ridge View Elementary Replacement (N/L) Project as Complete
 - B. Resolution No. 5, 2024-2025: Accept Ridge View Elementary Replacement (N/L) Project Commissioning Report

Policy Update

A. Policy No. 6100 ADMINISTRATION: Functional Organization Chart

6. Communications Follow-up

7. Superintendent/Board Member Report

8. Reports and Discussions

A. Tri-Tech Skills Center Annual Report

PAUL RANDALL

B. Delta High School Annual Report

K.C. BENNION

C. 2023-24 Financial Closeout

DR. TOM BRILLHART

D. Student Goal Report: All Students Are Ready for Their Future

ALYSSA ST. HILAIRE

9. Unfinished Business

None

10. New Business

A. Policy No. 3230 STUDENTS: Searches of Students and Student Privacy

MATT SCOTT

11. Next Meeting Agenda – Semi-Annual Retreat

A. Dual Language Update

B. Board Discussion and Planning

C. Screen Superintendent Candidates and Prepare for Preliminary Interviews

12. Other Business as Authorized by Law

13. Adjourn

KENNEWICK SCHOOL DISTRICT NO. 17
SCHOOL BOARD MEETING STUDY SESSION
Administration Building
November 13, 2024

M I N U T E S

MEMBERS PRESENT

Board Members: Gabe Galbraith, President of the Board; Micah Valentine, Vice President of the Board; Brittany Gledhill, Legislative Representative of the Board; Dr. Josh Miller, Board Member; Michael Connors, Board Member; and Dr. Traci Pierce, Superintendent and Secretary of the Board.

Cabinet Members: Matt Scott, Assistant Superintendent of K-12 Education; Alyssa St. Hilaire, Assistant Superintendent of Teaching & Learning; Vic Roberts, Executive Director of Business Operations; Dr. Thomas Brillhart, Assistant Superintendent of Operations; Robyn Chastain, Executive Director of Communications and Public Relations.

Other Guest(s): Lee Marchisio, Foster Garvey
Scott Bauer, Northwest Municipal Advisors

Excused: Ron Cone, Executive Director of Information Technology

CALL TO ORDER

President Gabe Galbraith called the meeting to order at 4:00 p.m. and led the Pledge of Allegiance with approximately 18 online and in-person staff and guests.

STUDY SESSION:

- Bond Refunding Process

No final decisions were made in discussions.

OTHER BUSINESS AS AUTHORIZED BY LAW

There being no further business, Gabe Galbraith adjourned the meeting at 4:45 p.m.

PRESIDENT OF THE BOARD

SECRETARY OF THE BOARD

Approved: December 11, 2024

KENNEWICK SCHOOL DISTRICT NO. 17
SCHOOL BOARD MEETING
Administration Building
November 13, 2024

MINUTES

MEMBERS PRESENT

Board Members: Gabe Galbraith, President of the Board; Micah Valentine, Vice President of the Board; Brittany Gledhill, Legislative Representative of the Board; Dr. Josh Miller, Board Member; Mike Connors, Board Member; Annie Maltos, Student Representative to the Board; and Dr. Traci Pierce, Superintendent and Secretary of the Board.

Student Representative-Elect: Diego Anguiano

Cabinet Members: Matt Scott, Assistant Superintendent of K-12 Education; Alyssa St. Hilaire, Assistant Superintendent of Teaching & Learning; Vic Roberts, Executive Director of Business Operations; Dr. Thomas Brillhart, Assistant Superintendent of Operations; Robyn Chastain, Executive Director of Communications and Public Relations; and Eric Veach, Director of Information Technology.

Excused: Ron Cone, Executive Director of Information Technology

Other Guest(s): Leanne Luehrs-Purcell, Executive Director Mid-Columbia Children's Reading Foundation

CALL TO ORDER

President Gabe Galbraith called the meeting to order at 5:30 p.m. and led the Pledge of Allegiance with approximately 37 online and in-person staff and guests.

RECOGNITION

Veteran's Day

Superintendent Dr. Traci Pierce acknowledged November 11 as Veteran's Day, read a proclamation from Governor Inslee, and recognized Veterans present at the meeting.

Native American Heritage Month

Superintendent Dr. Traci Pierce read Governor Inslee's Proclamation proclaiming November 2024 as Native American Heritage Month and November 29, 2024, as Native American Heritage Day. Dr. Pierce introduced Victoria Barajas, the district's Native American Education Liaison.

Foreign Exchange Students

Director of K-12 Student Services BJ Wilson introduced three foreign exchange students who are all attending Kamiakin High School: Johann Woempener from Germany, Carlota Bleye Remis from Spain, and Amanda Rodriguez Davila from Spain.

COMMUNICATIONS FROM PARENTS, STAFF, AND RESIDENTS

Melissa Kelly and Janeene Sanderson asked the Board to consider bond money to build an indoor swim facility for swim and dive competitions.

CONSENT ITEMS

Motion by Dr. Miller to approve the consent items as presented.

Roll call vote:	Mr. Galbraith	Yes
	Mr. Valentine	Yes
	Ms. Gledhill	Yes
	Dr. Miller	Yes
	Mr. Connors	Yes

Motion carried 5-0.

The consent items were as follows:

- Minutes of Regular Board Meeting October 23, 2024
- Personnel Actions – Certificated, Classified, and Extracurricular
- Budget Status Report Ending August 31, 2024
- Payroll and Vouchers Ending August 31, 2024
- Resolution No. 1, 2024 – 2025: Accept Tri-Tech Skills Center Building Project as Complete
- Resolution No. 2, 2024 – 2025: Accept Tri-Tech Skills Center Building “C” Project Commissioning Report

COMMUNICATIONS FOLLOW UP

Superintendent Dr. Pierce followed up on public comments from the previous Board meeting about the need for training to ensure all our special education students and families are welcomed and provided with appropriate educational opportunities. She reported that the information was also shared at last month’s special education parent advisory committee, and the team is currently working to address the concerns shared.

SUPERINTENDENT/BOARD MEMBER REPORT

Student Representative to the Board Annie Maltos reported attending the Superintendent’s Student Advisory Council (SSAC) meeting.

Superintendent Dr. Traci Pierce reported visiting an Open House/Learning Expo at Phoenix High School, the Tri-Tech Skills Center Soup Competition, and a Veteran’s Day Assembly at Park Middle School. She also visited Cascade and Edison Elementary Schools and Delta

High School. Dr. Pierce shared how the Kennewick School District has partnered with United Way to establish a Kennewick Student Success Fund. She then recognized and thanked Vic Roberts for his service and dedication to our community, district, staff, and students.

Board Member Mike Connors thanked Vic Roberts for all his service and reported visiting Westgate and Edison Elementary Schools.

Board Member Dr. Josh Miller thanked Vic Roberts for helping him understand the district budget and for all his work to keep our district financially sound. He reported visiting Chinook Middle School and attending sports and robotic events. Dr. Miller thanked volunteers who have given so much time to school events to help students succeed and he encouraged others to volunteer.

Board Member Brittany Gledhill thanked Vic for his time tutoring her on how the district budget works. She reported visiting Legacy High School, Washington Elementary, a middle school orchestra, and the Tri-Tech Skills Center Soup competition. Ms. Gledhill also visited Westgate Elementary, the two dual language schools, and a Kamiakin High School State Cross Country meet.

Board Member Micah Valentine expressed his appreciation for Vic and his hard work and reported attending the Tri-Tech Skills Center Soup Competition. He also congratulated Representative April Connors on her election.

President Gabe Galbraith thanked Vic for all his hard work and reported working with Dr. Pierce on the superintendent search. He shared that the WSSDA Annual conference is next week and that he has been asked to be a panelist again at the Pacific Research Institute.

REPORTS AND DISCUSSIONS

Children's Reading Foundation of the Mid-Columbia

Matt Scott, Assistant Superintendent of K-12 Education, introduced Leanne Luehrs-Purcell, Executive Director, and Erin Lee, Educational Programs Director for The Children's Reading Foundation of Mid-Columbia, who presented the annual report on Ready! For Kindergarten and Team Read. The Ready! For Kindergarten school readiness program provides parents and caregivers with tools and activities to optimize children's natural curiosity and nurture learning and development. Team Read provides one-on-one reading tutoring to kindergarten-3rd graders at ten elementary schools in the Kennewick School District. Volunteers tutor the same student throughout the school year, tutoring 30 minutes daily, twice weekly.

School Improvement Plan Monitoring Processes

Matt Scott, Assistant Superintendent of K-12 Education, and Alyssa St. Hilaire, Assistant Superintendent of Teaching & Learning, reported on how School Improvement Plans are monitored and supported throughout the year.

Choice Schools and Programs

Matt Scott, Assistant Superintendent of K-12 Education, presented an update on the work completed to refine choice schools and program offerings. He shared some of the school's strengths, successes, and challenges.

2025 Legislative Priorities

Superintendent Dr. Traci Pierce presented a copy of the 2025 Board Legislative Priorities for approval.

President Galbraith suggested holding roundtable meetings on December 3, 4, and 5 to hear from staff.

Motion by Mike Connors to adopt the Board's 2025 Legislative Priorities as presented.

Advisory Vote:	Annie Maltos	Yes
----------------	--------------	-----

Roll call vote:	Mr. Galbraith	Yes
	Mr. Valentine	Yes
	Ms. Gledhill	Yes
	Dr. Miller	Yes
	Mr. Connors	Yes

Motion carried 5-0.

UNFINISHED BUSINESS

None

NEW BUSINESS

Policy No. 2315, INSTRUCTIONAL: Digital Citizenship and Media Literacy, First Reading

Alyssa St. Hilaire, Assistant Superintendent of Teaching & Learning, presented a new policy that aligns with the WSDDA model policy language.

Motion by Micah Valentine to approve/accept Policy No. 2315 INSTRUCTION: Digital Citizenship and Media Literacy for first and second reading.

Advisory Vote:	Annie Maltos	Yes
----------------	--------------	-----

Roll call vote:	Mr. Galbraith	Yes
	Mr. Valentine	Yes
	Ms. Gledhill	Yes

Dr. Miller	Yes
Mr. Connors	Yes

Motion carried 5-0.

Policy No. 2313, INSTRUCTIONAL: Electronic Resources and Internet Safety, First Reading

Alyssa St. Hilaire, Assistant Superintendent of Teaching & Learning, presented updated language.

The Board requested to see the administrative procedure along with amended policy before approving the policy.

NEXT MEETING AGENDA

The Board reviewed items for the next meeting agenda:

- A. Officer Elections
- B. 2023-24 Financial Closeout
- C. Tri-Tech Skills Center Annual Report
- D. Delta High School Annual Report
- E. Student Goal Report: All Students Are Ready for Their Future

There being no further business, the Board adjourned at 8:04 p.m.

RECORDING SECRETARY

PRESIDENT OF THE BOARD

SECRETARY OF THE BOARD

Approved: December 11, 2024

**CERTIFICATED PERSONNEL
ELECTIONS, LEAVES OF ABSENCE, TRANSFERS AND TERMINATIONS**

Exhibit A: Lists new employment contracts, requests for leaves of absence, and terminations which have occurred for certificated employees since the last meeting of the Board of Directors.

DATE: Wednesday, December 11, 2024

EXHIBIT A

	<i>Name</i>	<i>School</i>	<i>Position</i>	<i>Justification</i>	<i>FTE</i>	<i>Date</i>
NEW POSITIONS						
REHIRE						
REPLACEMENT						
LEAVE OF ABSENCE	Cheryl Spradling	Cascade	Teacher - Elem	Requesting LOA	1.0	Eff. January 6, 2025
LEAVE OF ABSENCE REPLACEMENT						
RETIREMENTS						
RESIGNATIONS	Bethany Bowling	Washington	Teacher - Elem		1.0	12/20/2024
IN DISTRICT TRANSFERS						

**CLASSIFIED PERSONNEL
ELECTIONS, LEAVES OF ABSENCE AND TERMINATIONS**

EXHIBIT B: Lists new employment personnel actions and terminations for classified employees that have occurred since the last meeting of the Board of Directors

DATE: December 11, 2024

EXHIBIT B

	<i>Name</i>	<i>School</i>	<i>Position</i>	<i>Justification</i>	<i>Hours</i>	<i>Date</i>
NEW POSITONS	Tammy Stoflet	Southridge	Para/SS/Tier III 1-1	Student Need	6.5	11/15/2024
	Lisa Soive	Special Services	Para/SS/SLP-A	Program Need	6.5	11/12/2024
	Jocelyn Labat	IT	IT Help Desk/Field Tech	Department Need	8.0	12/2/2024
	Adaline Johns	Special Services	Para/SS/SLP-A	Program Need	6.0	12/2/2024
	Bryan Ball	K-12	School Safety Officer	Program Need	7.5	12/9/2024
	Baltazar Torres	Phoenix	Para/FP/LAP/Temporary	2024-25 Program Need	6.5	12/9/2024
	Albert Escalera	K-12	School Safety Officer	Program Need	7.5	12/9/2024
	Tayvonne Miller	Desert Hills	Para/SS/1-1 for Student with Disability	Student Need	6.0	12/2/2024
	Eric Rodriguez	IT	IT Help Desk/Field Tech	Department Need	8.0	12/2/2024
REPLACEMENT	Nathan Leonhardt	Southridge	Para/SS/1-1/Physically Disabled	Replaces Todd Milton	6.0	11/14/2024
	Jacob DePauw	Transportation	Bus Driver		4.58	11/6/2024
	Mikaela Palencia	ECEAP	Para/ECEAP/Bilingual	Replaces Essence Estrada	8.0	12/4/2024
	Rhapsodi Escobar	Amon Creek	Para/SS/Tier II Autism	Replaces Lindsay Litchfield	6.0	11/18/2024
	Treva Leonard	Lincoln	Cook	Replaces Robin Baker	3.0	12/9/2024
	Brian Mascall	Highlands	Para/BE	Replaces James Soule	6.0	12/11/2024
	Tiffany Fellman	Desert Hills	Para/SS/Tier III Autism	Replaces Rita DeLuca-Sarnoff	6.5	12/5/2024
	Alexis Ellis	Transportation	Bus Driver		4.83	12/9/2024
	Darren Veazey	Transportation	Bus Driver		4.17	12/10/2024
	Tho Paw	Park	Para/BE	Replaces Florence Ardon	6.0	12/16/2024
	Janet Kosvik	Highlands	Para/FP/BE	Replaces Benjamin Gabriel-Pana III	6.0	12/6/2024
	Thomas Butler	Transportation	Bus Driver		4.42	11/6/2024
	Ashley Garza	Southgate	Para/SS/Tier III Autism	Replaces Kristine Nikoal Soggie	6.5	11/18/2024

**CLASSIFIED PERSONNEL
ELECTIONS, LEAVES OF ABSENCE AND TERMINATIONS**

REPLACEMENT CONT.	Kenzie Cope	Canyon View	Para/SS/LifeSkills	Replaces Avery Rivera	6.5	11/18/2024
	Yuri Resendiz-Moreno	Canyon View	Para/BE	Replaces Pamela Judkins	6.0	11/18/2024
	Jeffrey Mitchell	Transportation	Bus Attendant		3.33	11/18/2024
	Kathleen Teeters	Transportation	Bus Driver		4.5	11/18/2024
	Raidon Lazo	Highlands	Para/SS/LifeSkills	Replaces Anais Benzel	6.5	12/11/2024
	Alejandra De La Torre	ECEAP	Para/ECEAP	Replaces Stephanie Richards	8.0	11/20/2024
	Travis Workman	Facilities Services	Electrician	Replaces James Moore	8.0	11/25/2024
	Zylene Montes	ECEAP	Para/ECEAP/Bilingual	Replaces Rebecca Rigby	8.0	11/20/2024
	Jocelyn Ruelas	Park	Para/BE	Date Correction	6.0	11/18/2024
	Katherine Maes	Sage Crest	Cook	Replaces Medina Suljic	6.0	12/2/2024
Steven Pugh	Transportation	Bus Attendant		3.33	11/4/2024	
REHIRE	Avery Rivera	Edison	Para/SS/Tier II Behavior	Program Need	6.0	12/2/2024
RESIGNATION	Alicia Valenzuela	Hawthorne	Para/SS/Resource Room		6.0	11/8/2024
	Kelsey Grimes	Hawthorne	Para/FP/LAP		6.0	12/6/2024
	Anais Benzel	Highlands	Para/SS/LifeSkills	To sub para	6.5	11/22/2024
	Michelle Mercado	Westgate	Elementary Secretary		6.0	12/20/2024
	Melody Sorensen	Cascade	Para/SS/Resource Room		6.0	12/4/2024
	Elizabeth Chacon	Canyon View	Para/SS/LifeSkills		6.5	12/20/2024
	Sven Olson	Kennewick	Para/SS/Resource Room		6.0	12/20/2024
	Kristin Bradford	Westgate	Para/SS/1-1/Physically Disabled		6.5	12/20/2024
	Chase Wright	Transportation	Bus Dispatcher	To substitute	8.0	11/25/2024
LEAVE OF ABSENCE	Ashley Ballard	Hawthorne	Para/SS/Tier II Autism	From medical LOA; Until 1/13/2025	6.0	11/13/2024
	Christopher Bueno	Westgate	Para/FP/LAP	To student teach	6.0	1/6/2025
	Kate Hawk	Park	Para/BE/Title	Date Change	8.0	11/25/2024
	Eric Rodriguez	IT	IT Help Desk/Field Tech		8.0	12/23/2024
	Rubi Magallon	Washington	Lead Cook		7.0	12/12/2024
	Adriana Guzman	Chinook/Horse Heaven Hills	Middle School Split Secretary		8.0	1/6/2025

**CLASSIFIED PERSONNEL
ELECTIONS, LEAVES OF ABSENCE AND TERMINATIONS**

LEAVE OF ABSENCE CONT.	Lyzette Guzman-Garcia	Fuerza	Para/FP/BE/Bilingual	To student teach	6.5	1/6/2025
	Dominique Bradshaw	Desert Hills	Para/SS/Resource Room	From medical LOA; Until 1/13/2025	6.0	11/26/2024
RESIGNED FROM LOA	Ashley Ballard	Hawthorne	Para/SS/Tier II Autism		6.0	12/10/2024
RETIREMENT	Jamie Cope	Human Resources	Classified Substitute Coordinator		8.0	1/10/2025
RETURN FROM LOA	Cheryl Hart	Special Services	Para/SS/SLP		6.0	12/9/2024
TERMINATION	Chelsea Sambrano	Kamiakin	Cook		6.0	12/4/2024

CHANGES IN ASSIGNMENT

<i>Name</i>	<i>Department</i>	<i>New Assignment</i>	<i>Old Assignment</i>	<i>Date</i>
Brandon Lord	Business Office	Director of Business Services	Fiscal Manager	12/2/2024
Heather Cherry-Roberts	Business Office	Business Office Coordinator	AP Secretary	12/16/2024

EXTRACURRICULAR ELECTIONS, LEAVES OF ABSENCE AND TERMINATIONS


Exhibit C: Lists new employment contracts and terminations that have occurred for supplemental contracts since the last meeting of the Board of Directors.

BOARD MEETING DATE: Wednesday, November 13, 2024

EXHIBIT C SUPPLEMENTAL CONTRACTS ELECTIONS AND TERMINATIONS

	<i>NAME</i>	<i>SCHOOL</i>	<i>POSITION</i>	<i>JUSTIFICATION</i>	<i>HOURS</i>	<i>DATE</i>
NEW POSITIONS						2024-2025 Sc Yr
REPLACEMENTS	Robert Clark	Kennewick HS	Temp Asst Wrestling	Replaces Eddy Mendoza - LOA		2024-2025 Sc Yr
	Johnathan (JJ) Jefferson	Kennewick HS	Temp Asst Wrestling	Replaces Eddy Mendoza - LOA		2024-2025 Sc Yr
	McKenna Bartles	Kennewick HS	Asst Girls Wrestling	Emerg Hire – Due to Numbers		2024-2025 Sc Yr
						2024-2025 Sc Yr
						2024-2025 Sc Yr
						2024-2025 Sc Yr
						2024-2025 Sc Yr
						2024-2025 Sc Yr
						2024-2025 Sc Yr
						2024-2025 Sc Yr
						2024-2025 Sc Yr
						2024-2025 Sc Yr
						2024-2025 Sc Yr
						2024-2025 Sc Yr
						2024-2025 Sc Yr
						2024-2025 Sc Yr
						2024-2025 Sc Yr
						2024-2025 Sc Yr
						2024-2025 Sc Yr
						2024-2025 Sc Yr
						2024-2025 Sc Yr
						2024-2025 Sc Yr
						2024-2025 Sc Yr
						2024-2025 Sc Yr

LEAVE OF ABSENCE	<i>NAME</i>	<i>SCHOOL</i>	<i>POSITION</i>	<i>COMMENTS</i>	<i>DATE</i>
					2024-2025 Sc Yr
					2024-2025 Sc Yr
RESIGNATIONS	<i>NAME</i>	<i>SCHOOL</i>	<i>POSITION</i>	<i>COMMENTS</i>	<i>DATE</i>
	Pat Graham	KAMIKIN HS	Assistant Baseball	Resigned	2024-25 Sc Yr
					2024-25 Sc Yr
					2024-25 Sc Yr
					2024-25 Sc Yr
					2024-25 Sc Yr
					2024-25 Sc Yr
					2024-25 Sc Yr



SCHOOL BOARD MEMORANDUM

Date: December 11, 2024
To: Board of Directors
Cc: Dr. Traci Pierce
From: Dr. Thomas R. Brillhart
RE: Minimum Wage Increase and Classified Substitute Hourly Rates

Effective January 1, 2025, Washington state's minimum wage will increase to \$16.66 per hour.

Within our classified substitute group, Student Workers and Game Workers earn minimum wage, which is currently \$16.28 per hour. To comply with the new minimum wage, a 2.33% increase will be applied effective January 1, 2025. When the state minimum wage increases, district practice is to apply the same percent increase to other positions within the classified substitute group to maintain parity within the group. The table below shows the current and new rate, effective January 1, 2025, for each position within the classified substitute group:

	Current Rate	% increase	New Rate effective 1/1/25
Nutrition Services	\$ 16.50	2.33%	\$ 16.88
Secretary	\$ 16.75	2.33%	\$ 17.14
Secretary	\$ 16.75	2.33%	\$ 17.14
Paraeducator	\$ 16.75	2.33%	\$ 17.14
Custodian	\$ 16.75	2.33%	\$ 17.14
Security	\$ 20.00	2.33%	\$ 20.47
Bus Driver Trainee	\$ 20.00	2.33%	\$ 20.47
Bus Driver	\$ 21.00	2.33%	\$ 21.49
Bus Driver	\$ 18.50	2.33%	\$ 18.93
Bus Attnd Trainee	\$ 16.50	2.33%	\$ 16.89
Bus Attendant	\$ 16.75	2.33%	\$ 17.14
Game Worker	\$ 16.28	2.33%	\$ 16.66
Student Worker	\$ 16.28	2.33%	\$ 16.66

Recommendation:

The Board approves the new hourly rates for the classified substitute group, effective January 1, 2025.



To: Kennewick School Board Members

From: Brandon Lord, Fiscal Officer

Re: Budget Status Report

Attached are the Budget Status Reports through, September 30, 2024

	BUDGET		PERCENTAGE TO BUDGET
GENERAL FUND			
Revenues	322,590,287.00	21,516,034.50	0.07
Expenditures	328,136,352.00	25,402,017.75	0.08
CAPITAL PROJECTS FUND			
Revenues	14,250,100.00	920,882.13	0.06
Expenditures	24,050,000.00	339,953.34	0.01
DEBT SERVICE FUND			
Revenues	18,499,350.00	322,953.58	0.02
Expenditures	18,560,000.00	0.00	0.00
ASSOCIATED STUDENT BODY FUND			
Revenues	3,261,010.00	610,753.82	0.19
Expenditures	3,464,602.00	83,608.34	0.02
SELF-INSURED WORKERS COMP / DENTAL FUND BALANCE			
Revenues	1,700,000.00	57.32	0.00
Expenditures	2,785,000.00	143,644.77	0.05
TRANSPORTATION VEHICLE FUND			
Revenues	1,503,000.00	1,502.58	0.00
Expenditures	1,800,000.00	0.00	0.00

Kennewick SD #17
Budget Status - General Fund

Location 000

Report Date: 09/30/2024

		Budget	MTD Actual	YTD Actual	Encumbrance	Balance	%
						Remaining	%
A. Revenue/Other Fin. Sources							
1000	Local Revenues	23,225,250.00	399,514.68	399,514.68	0.00	22,825,735.32	98.27
2000	Local State Non-Tax	2,312,717.00	205,472.27	205,472.27	0.00	2,107,244.73	91.11
3000	State Revenues	200,323,293.00	16,906,327.31	16,906,327.31	0.00	183,416,965.69	91.56
4000	State Revenues Special Purpose	64,093,485.00	3,903,592.59	3,903,592.59	0.00	60,189,892.41	93.90
5000	Federal Revenues	0.00	0.00	0.00	0.00	0.00	0.00
6000	Other Revenue	31,681,806.00	101,127.65	101,127.65	0.00	31,580,678.35	99.68
7000	Sale of Bonds	624,271.00	0.00	0.00	0.00	624,271.00	100.00
8000	Sale of Property & Equipment	329,465.00	0.00	0.00	0.00	329,465.00	100.00
Total Revenues/Other Fin. Sources		322,590,287.00	21,516,034.50	21,516,034.50	0.00	301,074,252.50	93.33
B. Expenditures							
00	Not Applicable	0.00	0.00	0.00	0.00	0.00	0.00
01	Basic Education	168,554,245.00	14,478,690.35	14,478,690.35	6,282,762.66	147,792,791.99	87.68
02	Alternative Learning Exp	4,027,448.00	370,296.81	370,296.81	7,038.71	3,650,112.48	90.63
03	Dropout Reengagement	760,000.00	0.00	0.00	760,000.00	0.00	0.00
09	TK Education	276,398.00	18,406.65	18,406.65	0.00	257,991.35	93.34
10	TBD	0.00	0.00	0.00	0.00	0.00	0.00
11	Federal Stimulus	0.00	0.00	0.00	0.00	0.00	0.00
12	TBD	0.00	0.00	0.00	0.00	0.00	0.00
13	Fiscal Stabilization	0.00	-126,680.13	-126,680.13	130,794.14	-4,114.01	0.00*
14	IDEA Stimulus	0.00	1,073.88	1,073.88	4,807.56	-5,881.44	0.00*
18	Mckinney Vento	0.00	0.00	0.00	0.00	0.00	0.00
19	ARRA	0.00	0.00	0.00	0.00	0.00	0.00
21	Special Education State	37,356,092.00	3,141,713.46	3,141,713.46	1,011,678.40	33,202,700.14	88.88
22	SPED St Inf/Toddlers	0.00	0.00	0.00	0.00	0.00	0.00
23	SPED-ARP-IDEA	0.00	0.00	0.00	0.00	0.00	0.00
24	Special Education Supp Fed	3,853,068.00	245,502.25	245,502.25	953,130.73	2,654,435.02	68.89
29	Special Education Other	16,214.00	96.43	96.43	0.00	16,117.57	99.40
31	Vocational Basic State	9,102,487.00	581,294.65	581,294.65	650,485.66	7,870,706.69	86.46
34	Vocational M S	1,289,580.00	111,118.01	111,118.01	6,744.06	1,171,717.93	90.86
38	Vocational Federal	118,380.00	617.53	617.53	347.84	117,414.63	99.18
39	Vocational Other	45,898.00	4,278.48	4,278.48	0.00	41,619.52	90.67

* Zero budget with charges against it.

Kennewick SD #17
Budget Status - General Fund

Location 000

Report Date: 09/30/2024

		Budget	MTD Actual	YTD Actual	Encumbrance	Balance	% Remaining
45	Skills Center Basic State	6,368,681.00	428,064.52	428,064.52	339,482.16	5,601,134.32	87.94
46	Skills Center Federal	84,428.00	10,305.56	10,305.56	0.00	74,122.44	87.79
51	Disadvantaged Fed	6,443,593.00	584,530.34	584,530.34	10,903.03	5,848,159.63	90.75
52	School Improvement Fed	1,208,446.00	141,910.64	141,910.64	49,350.00	1,017,185.36	84.17
53	Migrant Federal	2,486,616.00	230,297.92	230,297.92	351.71	2,255,966.37	90.72
55	Learning Assistance	11,420,394.00	1,082,597.79	1,082,597.79	643,680.00	9,694,116.21	84.88
56	Inst. Center & Homes Delin	518,127.00	40,880.38	40,880.38	752.06	476,494.56	91.96
57	Inst Neglected & Delinq	0.00	185.89	185.89	0.00	-185.89	0.00*
58	Special & Pilot Programs State	1,881,859.00	2,589.92	2,589.92	0.00	1,879,269.08	99.86
59	St Institution Co Jail	43,208.00	2,476.04	2,476.04	0.00	40,731.96	94.26
64	Limited English Porficiency	569,227.00	38,090.12	38,090.12	0.00	531,136.88	93.30
65	Transitional Bilingual State	4,664,567.00	386,997.15	386,997.15	36,909.05	4,240,660.80	90.91
66	Student Achievement	0.00	0.00	0.00	0.00	0.00	0.00
73	Summer School	53,495.00	0.00	0.00	0.00	53,495.00	100.00
74	Highly Capable	537,218.00	63,756.89	63,756.89	0.00	473,461.11	88.13
75	Flexible Education State	20,000.00	0.00	0.00	0.00	20,000.00	100.00
79	Instructional Programs Other	3,017,670.00	11,980.48	11,980.48	235,191.00	2,770,498.52	91.80
86	Community Schools	37,675.00	412.33	412.33	0.00	37,262.67	98.90
88	Day Care	3,189,632.00	218,428.51	218,428.51	133,988.64	2,837,214.85	88.95
89	Other Community Service	111,059.00	282.09	282.09	66,306.00	44,470.91	40.04
97	Districtwide Support	35,123,961.00	1,921,232.51	1,921,232.51	2,246,969.12	30,955,759.37	88.13
98	Food Services	13,250,664.00	530,924.83	530,924.83	5,620,422.47	7,099,316.70	53.57
99	Pupil Transportation	11,706,022.00	879,665.47	879,665.47	1,137,834.91	9,688,521.62	82.76
Total Expenditures		328,136,352.00	25,402,017.75	25,402,017.75	20,329,929.91	282,404,404.34	86.06
C. Other Fin. Uses Trans. Out (GL 536)		0.00	0.00	0.00			
D. Other Financing Uses (GL535)							
E. Excess of Revenues/Other Fin. Srcs Over (Under) Expenditures And Other Fin Uses (A-B-C-D)		-5,546,065.00	-3,885,983.25	-3,885,983.25		18,669,848.16	0.00

* Zero budget with charges against it.

Kennewick SD #17
Budget Status - General Fund

Location 000

Report Date: 09/30/2024

	Budget	MTD Actual	YTD Actual	Encumbrance	Balance	% Remaining
F. Total Beginning Fund Balance	0.00		56,017,673.36			
G. GL 898 Prior Year Adjustments (+ or -)						
H. Total Ending Fund Balance (E + F + OR - G)	-5,546,065.00		52,131,690.11			
I. Ending Fund Balance Accounts						
GL 810 Restricted for Other Items	0.00		0.00			
GL 821 Rest for C/O of Restricted Rev	0.00		1,069,845.18			
GL 825 Restricted Skill Centers	0.00		666,947.00			
GL 828 Restricted C/O Food Service	0.00		0.00			
GL 831 Restricted Emp Comp Absences	0.00		0.00			
GL 840 Nonsp Fd Bal Inventory/Prepaid	0.00		848,718.89			
GL 862 Restricted from Levy Proceeds	0.00		0.00			
GL 863 Restricted from State Proceeds	0.00		0.00			
GL 870 Committed to Other Purposes	0.00		0.00			
GL 872 Committed To Economic Stabiliz	0.00		0.00			
GL 875 Assigned to Contingencies	0.00		34,091,471.29			
GL 884 Assigned to Capital Projects	0.00		2,000,000.00			
GL 888 Assigned to Other Purposes	0.00		930,691.00			
GL 889 Assigned to Fund Purposes	0.00		0.00			
GL 891 Unassigned Minimum Fd Bal Poli	0.00		16,410,000.00			
GL 890 Unreserved/ Fund Balance	-5,546,065.00		-3,885,983.25			
	-5,546,065.00		52,131,690.11			

* Zero budget with charges against it.

KENNEWICK SCHOOL DISTRICT
Current Expenditure Budget by Activity

FISCAL YEAR: 2025

REPORT DATE: 09/30/2024

Activity	Expenditures Year-to-Date	Current Budget	Encumbered	Over/Under
000 Not Applicable	0.00	0.00	0.00	0.00
011 Board Of Directors	8,816.70	401,031.00	94,250.00	297,964.30
012 Superintendent Office	39,903.17	538,252.00	0.00	498,348.83
013 Business Office	178,738.68	2,087,000.00	113,755.89	1,794,505.43
014 Human Resources	129,016.12	1,367,025.00	72,831.59	1,165,177.29
015 Public Relations	48,610.70	654,852.00	80,000.00	526,241.30
021 Supervision	350,861.91	5,745,311.00	118,298.37	5,276,150.72
022 Learning Resources	515,390.16	5,253,563.00	4,516.91	4,733,655.93
023 Principals	1,606,542.96	20,423,948.00	27,800.76	18,789,604.28
024 Counseling	1,015,003.15	10,775,671.00	820,087.78	8,940,580.07
025 Pupil Mgnt & Safety	437,142.37	6,050,824.00	782,371.02	4,831,310.61
026 Health Services	1,042,257.81	11,587,686.00	778,459.22	9,766,968.97
027 Teaching	15,867,430.36	187,893,509.00	8,139,974.25	163,886,104.39
028 Extra Curricular	451,573.45	4,553,066.00	169,643.00	3,931,849.55
031 Professional Development	795,371.70	9,756,865.00	164,215.00	8,797,278.30
032 Inst Technology Equip	45,490.44	1,267,120.00	1,926.72	1,219,702.84
033 Curriculum	45,581.53	1,883,273.00	265,484.06	1,572,207.41
034 Professonal Learning State	0.00	2,174,519.00	0.00	2,174,519.00
035 Pupil Safety	115,897.81	1,849,698.00	0.00	1,733,800.19
041 Food Service Supervision	42,240.97	1,646,525.00	1,289,770.54	314,513.49
042 Food	1,464.33	4,486,152.00	3,938,356.34	546,331.33
043 Commodities	0.00	0.00	0.00	0.00
044 Food Service Operations	502,614.12	7,206,910.00	436,465.59	6,267,830.29
049 Transfers	-15,112.50	0.00	0.00	15,112.50
051 Transportation Supervision	89,643.46	1,014,842.00	13,545.24	911,653.30
052 Transportation Operations	574,840.88	7,511,824.00	894,586.83	6,042,396.29
053 Transportation Maintenance	66,203.03	1,115,543.00	229,702.84	819,637.13
054 Transportation Maintenance	0.00	0.00	0.00	0.00
055 Transportation Maintenance	0.00	0.00	0.00	0.00
056 Transportation Insurance	994.70	361,100.00	0.00	360,105.30
058 TBD	0.00	0.00	0.00	0.00
059 Transfers	-12,176.56	-318,920.00	0.00	-306,743.44
061 Maintenance Supervision	57,856.56	948,779.00	0.00	890,922.44
062 Maintenance Grounds	61,313.83	2,373,720.00	410,906.92	1,901,499.25
063 Operations Buildings	565,171.09	7,163,412.00	2,606.32	6,595,634.59
064 Maintenance Of Bldg & Equip	293,932.05	5,319,283.00	812,861.59	4,212,489.36
065 Utilities	52,129.71	4,127,000.00	0.00	4,074,870.29

KENNEWICK SCHOOL DISTRICT
Current Expenditure Budget by Activity

FISCAL YEAR: 2025

REPORT DATE: 09/30/2024

Activity		Expenditures Year-to-Date	Current Budget	Encumbered	Over/Under
067	Bldg Security	-6,919.46	95,000.00	49,850.39	52,069.07
068	Insurance	39,005.30	3,861,500.00	0.00	3,822,494.70
072	Data Processing	303,401.50	5,340,664.00	219,733.30	4,817,529.20
073	Printing	28,412.95	454,620.00	230,927.51	195,279.54
074	Warehouse	51,050.89	733,829.00	2,000.00	680,778.11
075	Motor Pool	11,909.55	387,181.00	165,001.93	210,269.52
083	Interest	0.00	6,500.00	0.00	6,500.00
091	Public Activities	412.33	37,675.00	0.00	37,262.67
Total:		25,402,017.75	328,136,352.00	20,329,929.91	282,404,404.34

Report Selection:

GLK_KEY_MSTR.[glk_grp_part01] = '01'

KENNEWICK SCHOOL DISTRICT
Current Expenditure Budget by State Object

FISCAL YEAR: 2025

REPORT DATE: 09/30/2024

State Object	Expenditures Year-to-Date	Current Budget	Encumbered	Over/Under
0 Debit Transfer	45,898.58	472,370.00	0.00	426,471.42
1 Credit Transfer	-46,031.47	-472,370.00	0.00	-426,338.53
2 Certificated Salaries	14,053,624.61	150,804,184.00	0.00	136,750,559.39
3 Classified Salaries	4,078,993.92	53,717,672.00	0.00	49,638,678.08
4 Benefits & PR Taxes	6,193,396.18	75,784,515.00	0.00	69,591,118.82
5 Supplies	614,660.80	13,706,307.00	2,615,425.79	10,476,220.41
7 Contract Services	409,415.33	32,860,693.00	17,398,553.40	15,052,724.27
8 Travel	103,770.56	751,053.00	2,906.64	644,375.80
9 Capital Outlay	-51,710.76	511,928.00	313,044.08	250,594.68
Total:	25,402,017.75	328,136,352.00	20,329,929.91	282,404,404.34

Report Selection:

GLK_KEY_MSTR.[glk_grp_part01] = '01'

Kennewick SD #17
Budget Status - Capital Projects Fund

Location 000

Report Date: 09/30/2024

		Budget	MTD Actual	YTD Actual	Encumbrance	Balance	% Remaining
A. Revenue/Other Fin. Sources							
1000	Local Revenues	4,750,100.00	79,709.27	79,709.27	0.00	4,670,390.73	98.32
2000	Local State Non-Tax	600,000.00	107,718.82	107,718.82	0.00	492,281.18	82.04
4000	State Revenues Special Purpose	8,900,000.00	733,454.04	733,454.04	0.00	8,166,545.96	91.75
7000	Sale of Bonds	0.00	0.00	0.00	0.00	0.00	0.00
9000	Long-Term Financing	0.00	0.00	0.00	0.00	0.00	0.00
9999	Transfers	0.00	0.00	0.00	0.00	0.00	0.00
Total Revenues/Other Fin. Sources		14,250,100.00	920,882.13	920,882.13	0.00	13,329,217.87	93.53
B. Expenditures							
	10 - Sites	2,000,000.00	2,700.00	2,700.00	696,006.00	1,301,294.00	65.06
	20 - Buildings	12,450,000.00	269,989.57	269,989.57	6,394,036.79	5,785,973.64	46.47
	30 - Equipment	9,600,000.00	67,263.77	67,263.77	347,767.95	9,184,968.28	95.67
Total Expenditures		24,050,000.00	339,953.34	339,953.34	7,437,810.74	16,272,235.92	67.66
C. Other Fin. Uses Trans. Out (GL 536)							
D. Other Financing Uses (GL535)							
E. Excess of Revenues/Other Fin. Srcs Over (Under) Expenditures And Other Fin Uses (A-B-C-D)		-9,799,900.00	580,928.79	580,928.79		-2,943,018.05	0.00
F. Total Beginning Fund Balance		0.00		37,120,507.13			
G. GL 898 Prior Year Adjustments (+ or -)							
H. Total Ending Fund Balance (E + F + OR - G)		-9,799,900.00		37,701,435.92			
I. Ending Fund Balance Accounts							
	GL 810 Restricted for Other Items	0.00		0.00			
	GL 825 Restricted Skill Centers	0.00		0.00			
	GL 861 Restricted from Bond Proceeds	0.00		0.00			

* Zero budget with charges against it.

Kennewick SD #17
Budget Status - Capital Projects Fund

Location 000

Report Date: 09/30/2024

	Budget	MTD Actual	YTD Actual	Encumbrance	Balance	% Remaining
GL 862 Restricted from Levy Proceeds	0.00		3,805,882.58			
GL 863 Restricted from State Proceeds	0.00		22,705,089.24			
GL 888 Assigned to Other Purposes	0.00		0.00			
GL 889 Assigned to Fund Purposes	0.00		10,609,535.31			
GL 890 Unreserved/ Fund Balance	-9,799,900.00		580,928.79			

* Zero budget with charges against it.

Kennewick SD #17
Budget Status - Debt Service Fund

Location 000

Report Date: 09/30/2024

	Budget	MTD Actual	YTD Actual	Encumbrance	Balance	% Remaining
A. Revenue/Other Fin. Sources						
1000 Local Revenues	18,499,350.00	322,953.58	322,953.58	0.00	18,176,396.42	98.25
9000 Long-Term Financing	0.00	0.00	0.00	0.00	0.00	0.00
9999 Transfers	0.00	0.00	0.00	0.00	0.00	0.00
Total Revenues/Other Fin. Sources	18,499,350.00	322,953.58	322,953.58	0.00	18,176,396.42	98.25
B. Expenditures						
92 .	6,530,000.00	0.00	0.00	0.00	6,530,000.00	100.00
11 Debt Principal	12,030,000.00	0.00	0.00	0.00	12,030,000.00	100.00
Total Expenditures	18,560,000.00	0.00	0.00	0.00	18,560,000.00	100.00
C. Other Fin. Uses Trans. Out (GL 536)						
D. Other Financing Uses (GL535)						
E. Excess of Revenues/Other Fin. Srcs Over (Under) Expenditures And Other Fin Uses (A-B-C-D)						
	-60,650.00	322,953.58	322,953.58		-383,603.58	0.00
F. Total Beginning Fund Balance						
	0.00		9,114,428.50			
G. GL 898 Prior Year Adjustments (+ or -)						
H. Total Ending Fund Balance (E + F + OR - G)						
	-60,650.00		9,437,382.08			
I. Ending Fund Balance Accounts						
GL 810 Restricted for Other Items	0.00		0.00			
GL 830 Restricted Debt Service	0.00		9,114,428.50			
GL 889 Assigned to Fund Purposes	0.00		0.00			
GL 890 Unreserved/ Fund Balance	-60,650.00		322,953.58			

* Zero budget with charges against it.

Kennewick SD #17
Budget Status - ASB Fund

Location 000

Report Date: 09/30/2024

		Budget	MTD Actual	YTD Actual	Encumbrance	Balance	% Remaining
A. Revenue/Other Fin. Sources							
		0.00	0.00	0.00	0.00	0.00	0.00
100	General Student Body	823,025.00	99,841.41	99,841.41	0.00	723,183.59	87.86
200	Athletics	917,796.00	414,688.35	414,688.35	0.00	503,107.65	54.81
300	Classes	116,030.00	2,249.00	2,249.00	0.00	113,781.00	98.06
400	Clubs	1,377,759.00	93,941.37	93,941.37	0.00	1,283,817.63	93.18
600	Private Moneys	26,400.00	33.69	33.69	0.00	26,366.31	99.87
Total Revenues/Other Fin. Sources		3,261,010.00	610,753.82	610,753.82	0.00	2,650,256.18	81.27
B. Expenditures							
100	General Student Body	859,175.00	13,850.25	13,850.25	51,445.40	793,879.35	92.40
200	Athletics	1,108,812.00	34,775.78	34,775.78	2,630.75	1,071,405.47	96.62
300	Classes	87,420.00	10,027.48	10,027.48	0.00	77,392.52	88.52
400	Clubs	1,369,095.00	22,018.28	22,018.28	60,053.64	1,287,023.08	94.00
600	Private Moneys	40,100.00	2,936.55	2,936.55	0.00	37,163.45	92.67
Total Expenditures		3,464,602.00	83,608.34	83,608.34	114,129.79	3,266,863.87	94.29
C. Other Fin. Uses Trans. Out (GL 536)							
D. Other Financing Uses (GL535)							
E. Excess of Revenues/Other Fin. Srcs Over (Under) Expenditures And Other Fin Uses (A-B-C-D)		-203,592.00	527,145.48	527,145.48		-616,607.69	0.00
F. Total Beginning Fund Balance		0.00		1,873,533.35			
G. GL 898 Prior Year Adjustments (+ or -)							
H. Total Ending Fund Balance (E + F + OR - G)		-203,592.00		2,400,678.83			
I. Ending Fund Balance Accounts GL 810 Restricted for Other Items		0.00		0.00			

* Zero budget with charges against it.

Kennewick SD #17
Budget Status - ASB Fund

Location 000

Report Date: 09/30/2024

	Budget	MTD Actual	YTD Actual	Encumbrance	Balance	% Remaining
GL 819 Restricted to Fund Purpose	0.00		1,873,533.35			
GL 889 Assigned to Fund Purposes	0.00		0.00			
GL 890 Unreserved/ Fund Balance	-203,592.00		2,400,678.83			
	-203,592.00		4,274,212.18			

* Zero budget with charges against it.

Kennewick SD #17
Budget Status - Self Insurance

Location 000

Report Date: 09/30/2024

	Budget	MTD Actual	YTD Actual	Encumbrance	Balance	%
						Remaining
A. Revenue/Other Fin. Sources						
1000 Local Revenues	0.00	0.00	0.00	0.00	0.00	0.00
2000 Local State Non-Tax	1,700,000.00	57.32	57.32	0.00	1,699,942.68	100.00
Total Revenues/Other Fin. Sources	1,700,000.00	57.32	57.32	0.00	1,699,942.68	100.00
B. Expenditures						
97 Districtwide Support	2,785,000.00	143,644.77	143,644.77	0.00	2,641,355.23	94.84
Total Expenditures	2,785,000.00	143,644.77	143,644.77	0.00	2,641,355.23	94.84
C. Other Fin. Uses Trans. Out (GL 536)						
D. Other Financing Uses (GL535)						
E. Excess of Revenues/Other Fin. Srcs Over (Under) Expenditures And Other Fin Uses (A-B-C-D)	-1,085,000.00	-143,587.45	-143,587.45		-941,412.55	0.00
F. Total Beginning Fund Balance	0.00		5,134,253.47			
G. GL 898 Prior Year Adjustments (+ or -)						
H. Total Ending Fund Balance (E + F + OR - G)	-1,085,000.00		4,990,666.02			
I. Ending Fund Balance Accounts						
GL 889 Assigned to Fund Purposes	0.00		5,134,253.47			
GL 890 Unreserved/ Fund Balance	-1,085,000.00		-143,587.45			
	-1,085,000.00		4,990,666.02			

* Zero budget with charges against it.

Kennewick SD #17
Budget Status - Transportation Fund

Report Date: 09/30/2024

		Budget	MTD Actual	YTD Actual	Encumbrance	Balance	% Remaining
A. Revenue/Other Fin. Sources							
2000	Local State Non-Tax	3,000.00	1,502.58	1,502.58	0.00	1,497.42	49.91
4000	State Revenues Special Purpose	1,500,000.00	0.00	0.00	0.00	1,500,000.00	100.00
9999	Transfers	0.00	0.00	0.00	0.00	0.00	0.00
Total Revenues/Other Fin. Sources		1,503,000.00	1,502.58	1,502.58	0.00	1,501,497.42	99.90
B. Expenditures							
99	Pupil Transport	0.00	0.00	0.00	0.00	0.00	0.00
99	Pupil Transport Equipmt Purc	1,800,000.00	0.00	0.00	3,364,657.46	-1,564,657.46	86.92
Total Expenditures		1,800,000.00	0.00	0.00	3,364,657.46	-1,564,657.46	86.92
C. Other Fin. Uses Trans. Out (GL 536)							
D. Other Financing Uses (GL535)							
E. Excess of Revenues/Other Fin. Srcs Over (Under) Expenditures And Other Fin Uses (A-B-C-D)		-297,000.00	1,502.58	1,502.58		3,066,154.88	0.00
F. Total Beginning Fund Balance		0.00		552,949.49			
G. GL 898 Prior Year Adjustments (+ or -)							
H. Total Ending Fund Balance (E + F + OR - G)		-297,000.00		554,452.07			
I. Ending Fund Balance Accounts							
	GL 810 Restricted for Other Items	0.00		0.00			
	GL 819 Restricted to Fund Purpose	0.00		552,949.49			
	GL 889 Assigned to Fund Purposes	0.00		0.00			
	GL 890 Unreserved/ Fund Balance	-297,000.00		1,502.58			


* Zero budget with charges against it.

KENNEWICK SCHOOL DISTRICT #17
Regular Board Meeting
12/11/2024

WARRANT REGISTER Dated: 9/01/24 - 9/30/24

Warrant Type	Date	Numbers	Amount	Totals
General	15-Sep-24	398767-398863	1,942,727.38	
	18-Sep-24	398864	1,037,210.68	
	30-Sep-24	398865-398872	907,073.23	
	30-Sep-24	398973-399016	3,902,956.48	
Total Accounts Payable Warrants				7,789,967.77
	15-Sep-24	A/P EFT	12,646.65	
	15-Sep-24	Capital One	75,246.25	
	25-Sep-24	Wire BMO	541,198.15	
	25-Sep-24	Use Tax	3,410.39	
	30-Sep-24	A/P EFT	12,483.78	
	30-Sep-24	Capital One	56,430.76	
	30-Sep-24	Child Supp wire	7,320.59	
	30-Sep-24	D Of R Wire	3,199,074.10	
	30-Sep-24	P/R Dir Dep Wire	12,341,597.33	
	30-Sep-24	Fed Tax Wire/B/C	4,576,524.01	
	30-Sep-24	PFML	256,217.48	
	30-Sep-24	WA CARES	245,054.41	
	30-Sep-24	Tr to Self Ins	1,000,000.00	
Total Wire - Benton County				22,327,203.90
	30-Sep-24	703004-703030	42,656.46	
	30-Sep-24	703031	2,094.21	
Total Payroll General Warrants				44,750.67
Capital Projects	<u>Date</u>			
	9/15/2024	13016-13019	86,749.43	
	8/25/2024	Wire BMO/DoR/EFT/K	0.00	
	8/31/2024	13020-13022	253,203.91	
Total Capital Projects Warrants				339,953.34
ASB	<u>Date</u>			
	9/15/2024	66378-66382	4,557.80	
	9/18/2024	66383	350.00	
	9/25/2024	Wire BMO/DoR/EFT/K	49,807.76	
	9/30/2024	66384-66397	29,022.78	
Total ASB Warrants				83,738.34
Transportation/Vehicle	<u>Date</u>			
Total Transportation/Vehicle Warrants				0.00
Self Ins Wkrs Comp	<u>Date</u>			
	9/15/2024	1227-1228	88,645.13	
	9/25/2024	Wire BMO/DoR/EFT	4,126.30	
	9*30	1229-1231	50,873.34	
Total Self Ins Wkrs Comp/Dental Fund				143,644.77
Total Warrants Issued			30,729,258.79	30,729,258.79

^ 12/6/2024



Cancellation of Outstanding Warrants

WHEREAS the Kennewick School District issues several thousand warrants each year to pay for payroll, food, and services, and

WHEREAS each year, several warrants are unclaimed, and

WHEREAS attempts have been made to notify recipients of the unclaimed warrants and

WHEREAS R.C.W.39.56.040 AND RCW 36.22.100 requires the cancellation of warrants not present for payment within one (1) year of the date of issue, now therefore

BE IT RESOLVED, the Board of Directors of Kennewick School District No. 17 directs the Benton County Treasurer to cancel unclaimed warrants amounting to \$1,128.41 in the General Fund # 6517-101 and \$30.00 in the ASB Fund # 6517-112.

Adopted and approved this 11th day of December 2024.

ATTEST _____
Secretary, Board of Directors

President, Board of Directors

Vice President, Board of Directors

Member of the Board of Directors

Member of the Board of Directors

Member of the Board of Directors



**Benton County Treasurer's Office
Kenneth Spencer, Treasurer**

Date: November 22, 2024
To: Brandon Lord, Kennewick School District #17
Cc: Rayce Miller, Chief Accountant
Jeanette Ulrick, Manager of Treasury Operations
From: Kenneth Spencer, Benton County Treasurer
RE: Cancellation of Unclaimed Warrants One Year or Older


Attached is a listing of unclaimed warrants dated on or before December 31, 2023, that have not been presented for payment. In accordance with RCW 39.56.040, these unclaimed warrants are to be cancelled by passage of a resolution by your governing body if not presented within one year of their issue date.

Please send written notice of the passage of the resolution canceling these unclaimed warrants to the Benton County Treasurer's Office. Upon receipt of that notice the Treasurer's Office will void these warrants and provide a copy to the County Auditor's Office.

If we can be of any further assistance and/or if you should have any questions, please contact Jeanette Ulrick or Lisa Lorentsen.

**Stale Dated Outstanding Warrants
Kennewick SD**

ASB				UNCLEARED
CHECK NUMBER	CHECK DATE	CHECK TYPE	VENDOR NAME	
65884	10/16/2023	MANUAL	SD #17 ASB	5.00
66019	12/15/2023	MANUAL	SD #17 ASB	25.00
				<u>30.00</u>
 General				
701906	04/30/2021	MANUAL	SCHOOL #17 GENERAL IMPORT	60.66
701964	07/30/2021	MANUAL	SCHOOL #17 GENERAL IMPORT	668.84
702097	10/29/2021	MANUAL	SCHOOL #17 GENERAL IMPORT	7.33
702116	11/30/2021	MANUAL	SCHOOL #17 GENERAL IMPORT	18.82
702117	11/30/2021	MANUAL	SCHOOL #17 GENERAL IMPORT	25.08
702232	02/28/2022	MANUAL	SCHOOL #17 GENERAL IMPORT	14.63
702279	04/29/2022	MANUAL	SCHOOL #17 GENERAL IMPORT	46.34
702325	06/03/2022	MANUAL	SCHOOL #17 GENERAL IMPORT	50.32
395731	09/29/2023	MANUAL	SD #17 GENERAL	35.00
396282	11/30/2023	MANUAL	SD #17 GENERAL	47.50
702600	03/31/2023	MANUAL	SD #17 GENERAL	132.48
702822	12/05/2023	MANUAL	SD #17 GENERAL	21.41
				<u>1,128.41</u>
				<u><u>1,158.41</u></u>



SCHOOL BOARD MEMORANDUM

Date: December 11, 2024
To: Board of Directors
Cc: Dr. Traci Pierce
From: Alyssa St. Hilaire
RE: Recommendation of Instructional Materials

In compliance with Kennewick School District Policy #2310, the following instructional materials have gone through the approval process for the district and are now being presented to the Kennewick School District Board of Directors for approval and adoption. The materials have completed the review process involving faculty, parent/community members, and curriculum advisory committee, instructional material committee and the assistant superintendent of teaching and learning.

Recommendation:

See Attached: Instructional Materials Committee Recommendation

Alyssa St. Hilaire


Assistant Superintendent of Teaching and Learning

AS/kml

**December 11, 2024 - Board Meeting
Instructional Materials Committee Recommendations**

TITLE	AUTHOR	PUBLISHER	FORMAT	COPYRIGHT	GRADE LEVEL	DESCRIPTION	ACTION BY IMC
Flipped Math AP Pre-Calc	Bean, Brust, Kelly & Sullivan	The Alge Bros	Digital	09/16/24	9-12 th	Core Curriculum	APPROVED
Flipped Math Website	Bean, Brust, Kelly & Sullivan	The Alge Bros	Digital	09/16/24	9-12 th	Supplemental Material	APPROVED
AP Precalculus Flamingo	Jean Adams	Jean Adams	Digital	08/2023	9-12 th	Supplemental Material	APPROVED
Romeo & Juliet Graphic Novel	Martin Powell	Stone Arch Books	Book	09/05/12	9-12 th ELL English	Supplemental Material	APPROVED

TITLE	AUTHOR	PUBLISHER	FORMAT	COPYRIGHT	GRADE LEVEL	DESCRIPTION	ACTION BY IMC
Next Generation Finance	Jessica Endlich & Tim Ranzetta	Jessica Endlich & Tim Ranzetta	Digital	2024	11-12th	Core Curriculum	Tabled for further review
Parlay Ideas	Parlay Ideas	Parlay Ideas	Digital	01-01-22	6 th and 8th	Digital Resource	Tabled for further review
Twelve Angry Men	Reginald Rose and Sherman Sergel	The Dramatic Publishing Co.	Book	01-01-1955	7 th	Supplemental Material	Tabled for further review



Kennewick School District #17, 1000 W. 4th Ave., Kennewick, WA 99336

**Resolution No. 4
2024 - 2025**

Accept Ridge View Elementary Replacement (N/L) Project as Complete

WHEREAS the work of the general contractor on the Ridge View Elementary Project is complete,

NOW, THEREFORE, BE IT RESOLVED that the Board of Directors of the Kennewick School District No. 17, Benton County, Washington, accept the work of Chervenell Construction Company as complete and authorizes the release of retainage on this project.

Adopted and approved this 11th day of December 2024.

ATTEST _____
Secretary, Board of Directors


President, Board of Directors

Vice President, Board of Directors

Member of the Board of Directors

Member of the Board of Directors

Member of the Board of Directors



Kennewick School District #17, 1000 W. 4th Ave., Kennewick, WA 99336

**Resolution No. 5
2024 - 2025**

**Accept Ridge View Elementary Replacement (N/L) Project
Commissioning Report**

WHEREAS Kennewick School District No. 17 completed the new-in-lieu replacement of Ridge View; and

WHEREAS Building Commissioning was performed, and a written report was completed by Keithly Barber Associates Inc.; and

WHEREAS the Building Commissioning report was reviewed by District representatives,

NOW, THEREFORE, BE IT RESOLVED that the Board of Directors of the Kennewick School District No. 17, Benton County, Washington, that the building commissioning report for Ridge View Elementary Replacement Project be accepted.

Adopted and approved this 11th day of December 2024.

ATTEST _____
Secretary, Board of Directors


President, Board of Directors

Vice President, Board of Directors

Member of the Board of Directors

Member of the Board of Directors

Member of the Board of Directors



SCHOOL BOARD MEMORANDUM

Date: December 11, 2024
To: Board of Directors
From: Dr. Traci Pierce, Superintendent
RE: Policy No. 6100 ADMINISTRATION: Functional Organization Chart

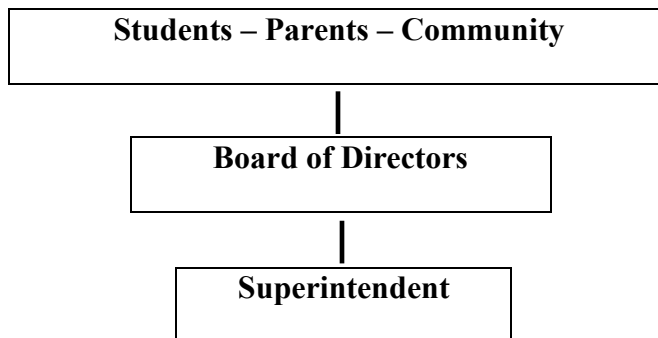
Per the KSD-KEA collective bargaining agreement, “The Assistant Superintendent of Human Resources and the Association President will be responsible for the day-to-day operation” of the Teacher Peer Assistance & Resources (PAR) mentoring program. When Assistant Superintendent of Human Resources, Doug Christensen, left the district in December 2023, the responsibility for PAR was shifted to the Director of Assessment and Professional Learning, as we no longer had an assistant superintendent of human resources. Oversight of Human Resources now resides with the Assistant Superintendent of Operations. When the Functional Organization Chart was amended in July 2024, PAR was listed under Teaching & Learning. The Functional Organization Chart has been updated and amended to show PAR listed under Operations.

Recommendation:

The Board approves Policy No. 6100 ADMINISTRATION: Functional Organization Chart as amended.

ADMINISTRATION

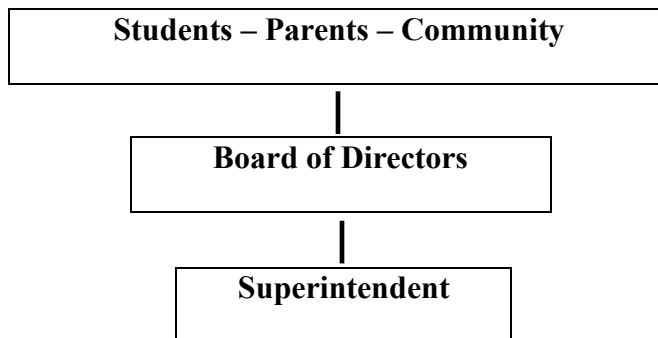
Functional Organization Chart



Assistant Superintendent K-12 Education		Assistant Superintendent Teaching & Learning		Assistant Superintendent Operations		Executive Director Information Technology		Executive Director Communications & Public Relations	
School Safety	Health Services	Curriculum	Highly Capable	Human Resources	Business/Fiscal	Network Services	State & Federal Reporting of Student Data	Internal Communication	External Communication
Elementary Schools	Special Services	Assessment	Learning Supports & Programs	Labor Relations	Payroll	Help Desk	Business Application Support	Community & Family Education and Engagement	Media Relations
Middle Schools	Reengagement Programs	Professional Development	College & Career Readiness	Teacher Peer Assistance & Resources (PAR)	Accounting	Student Information Systems	Curriculum Application Support	Employee Recognition	Website/Social Media
High Schools	Running Start	Teacher Peer Assistance & Resources (PAR)	Career & Technical Education	Safety & Loss Prevention	Purchasing	Phone Systems	Front Desk		
Choice and Alternative Programs/ Schools	Foreign Exchange	Instructional Technology		Transportation	Facility Services	Building Security Systems			
Principal Support and Development	Athletics & Activities	Science Resource Center	Science Resource Center	Nutrition Services	Capital Projects				
Student Services	Facility & Field Scheduling				Warehouse				

ADMINISTRATION

Functional Organization Chart



Assistant Superintendent K-12 Education		Assistant Superintendent Teaching & Learning		Assistant Superintendent Operations		Executive Director Information Technology		Executive Director Communications & Public Relations	
School Safety	Health Services	Curriculum	Highly Capable	Human Resources	Business/Fiscal	Network Services	State & Federal Reporting of Student Data	Internal Communication	External Communication
Elementary Schools	Special Services	Assessment	Learning Supports & Programs	Labor Relations	Payroll	Help Desk	Business Application Support	Community & Family Education and Engagement	Media Relations
Middle Schools	Reengagement Programs	Professional Development	College & Career Readiness	Teacher Peer Assistance & Resources (PAR)	Purchasing	Student Information Systems	Curriculum Application Support	Employee Recognition	Website/Social Media
High Schools	Running Start	Instructional Technology	Career & Technical Education	Safety & Loss Prevention	Facility Services	Phone Systems		Front Desk	
Choice and Alternative Programs/ Schools	Foreign Exchange	Science Resource Center		Transportation	Capital Projects	Building Security Systems			
Principal Support and Development	Athletics & Activities			Nutrition Services	Warehouse				
Student Services	Facility & Field Scheduling								

The logo features the text "TRI/TECH" in a large, bold, italicized, black sans-serif font. A red, stylized shape, resembling a flame or a wing, is positioned behind the "RI" and "TE" portions of the text. Below "TRI/TECH" is the text "SKILLS CENTER" in a smaller, bold, italicized, black sans-serif font.

TRI/TECH
SKILLS CENTER

Tri-Tech is...

- A cooperative of Pasco, Richland, Ki-Be, Finley, Columbia Burbank, North Franklin, Prosser School Districts and hosted by the Kennewick School District.
- A branch campus of every high school in the area providing high quality, high expense, low enrollment preparatory Career and Technical programs that are not feasible or sustainable to offer at a single high school.
 - Full year programs serve juniors & seniors in high school who are on track to graduate.
 - Summer introductory classes for freshman through seniors
 - Students who are home-schooled, attend private school, on-line school or have a GED
- Long history of success - opened in 1981



The Role We Play



1. Workforce and Post-Secondary Preparation

Equip students with the skills and knowledge necessary for success in both the workforce and further education.

2. Strategic Career Planning

Assist students in developing a strategic plan focused on their career aspirations.

3. Rigorous and Relevant Programs

Offer high-quality Career and Technical Education programs that are both challenging and applicable to real-world scenarios.

4. Capstone Experience for CTE Programs

Serve as a culminating experience for high school Career and Technical Education (CTE) programs.

5. Industry Connection Through Advisory Committees

Maintain strong connections with business and industry leaders through active Advisory Committees.

6. Tri-Tech Employment Portfolio

Develop a comprehensive employment portfolio for students, showcasing their skills, experiences, and achievements to potential employers.

Tri-Tech is...

- School of Choice
- Nineteen high quality Preparatory Career and Technical Education programs
- Relevant and contextual application-based learning environment
 - Facility replicates the worksite
 - Industry standard based curriculum
 - Mantra “What would your employer say?”
- Time to focus while maintaining a connection to the sending high school
 - ½ the day at Tri-Tech
 - ½ the day at their sending high school



Current Programs

• Autobody Technology	• Dental Assisting	• Law Enforcement
• Automotive Systems	• Diesel Technology	• Pre-Medical Assisting
• Construction Trades	• Digital Arts & Filmmaking	• Pre-Nursing
• Cosmetology	• Early Childhood Education	• Pre-Electrical
• Culinary Arts	• Fire Fighting	• Pre-Physical Therapy
• Cyber Security (Comp. Sci)	• Game Design (Comp. Sci)	• Pre-Vet Tech
	• Welding Technology	

The Tri-Tech Advantages

- Internships and Clinical
 - Dental Assisting, Pre-Nursing, Pre-Physical Therapy internships
 - Automotive and Diesel
- Resident Firefighting placements at regional fire districts
- Industry Recognized Certificates and Licenses
 - OSHA 10
 - ASE Student Certification
 - Certified Nursing Assistant licensure
 - American Culinary Federation
 - MERIT STARS Workforce Registry
- CTE Dual Credit- (College Credit)
 - Time and Money Saved since 2000
 - Over 50,000 credits earned
 - Over \$6m dollars saved in tuition



Demographic Data

October Headcount by Sending District

2024-2025	Headcount	% of Total
KSD	384	34%
PSD	299	26%
RSD	239	21%
Small SD	214	19%
Total	1,136	100%

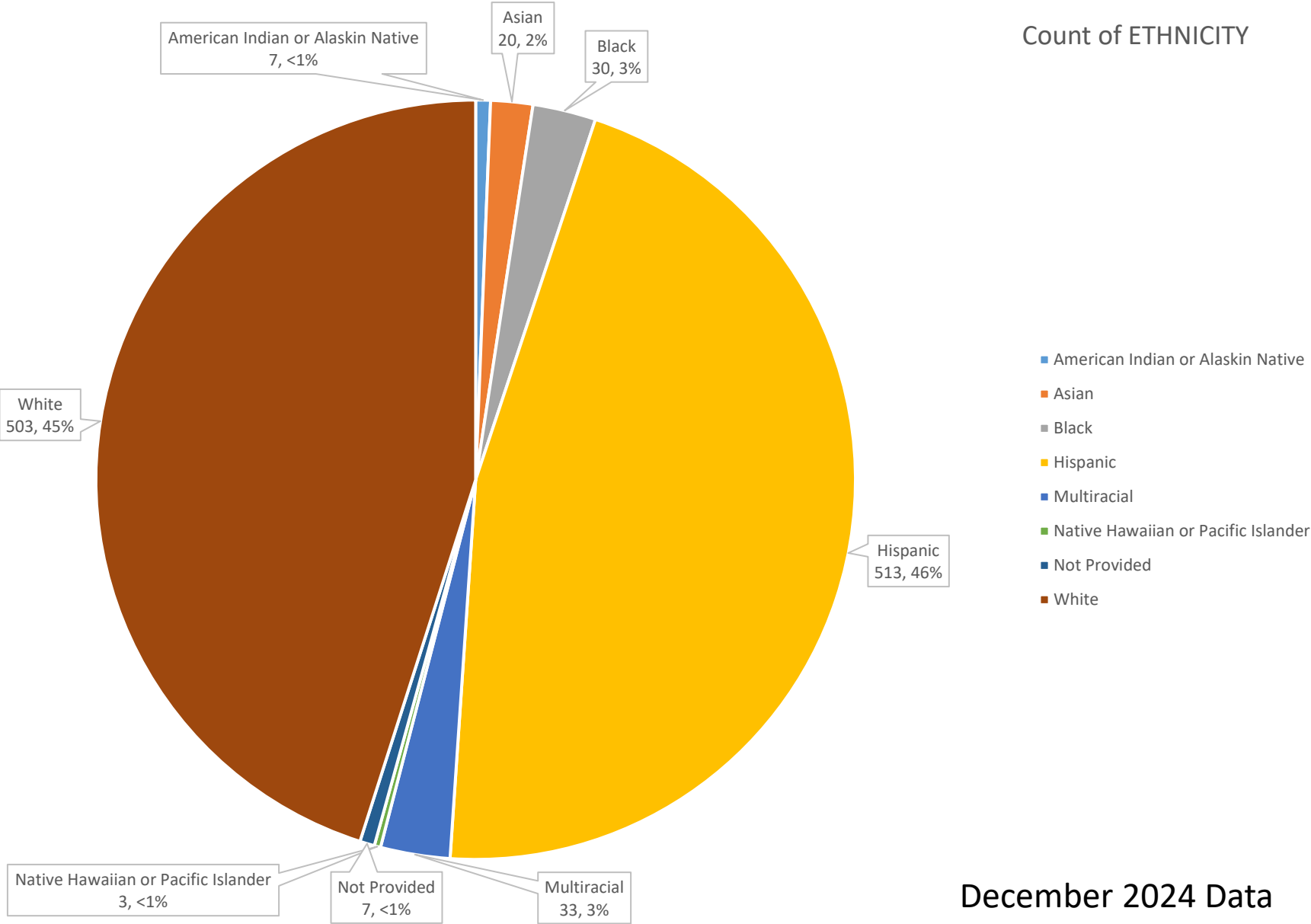
October Count: Three Year History

2022-2023	2023-2024	2024-2025
1,003	984	1,136

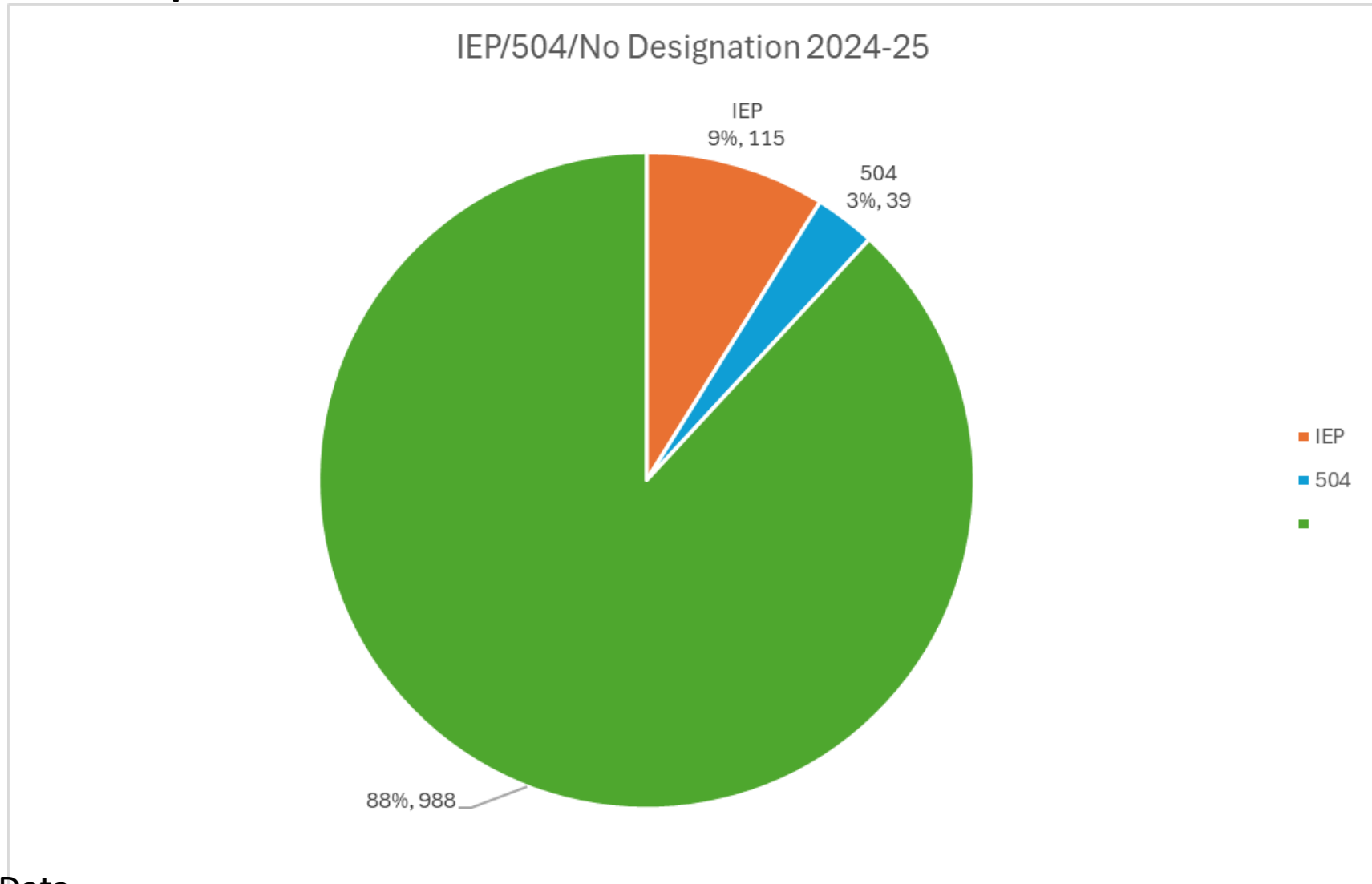
Gender: Three Year History

	2022-2023	2023-2024	2024-2025
Male	53%	52%	55%
Female	47%	48%	49%
X	<1%	<1%	<1%

Ethnicity

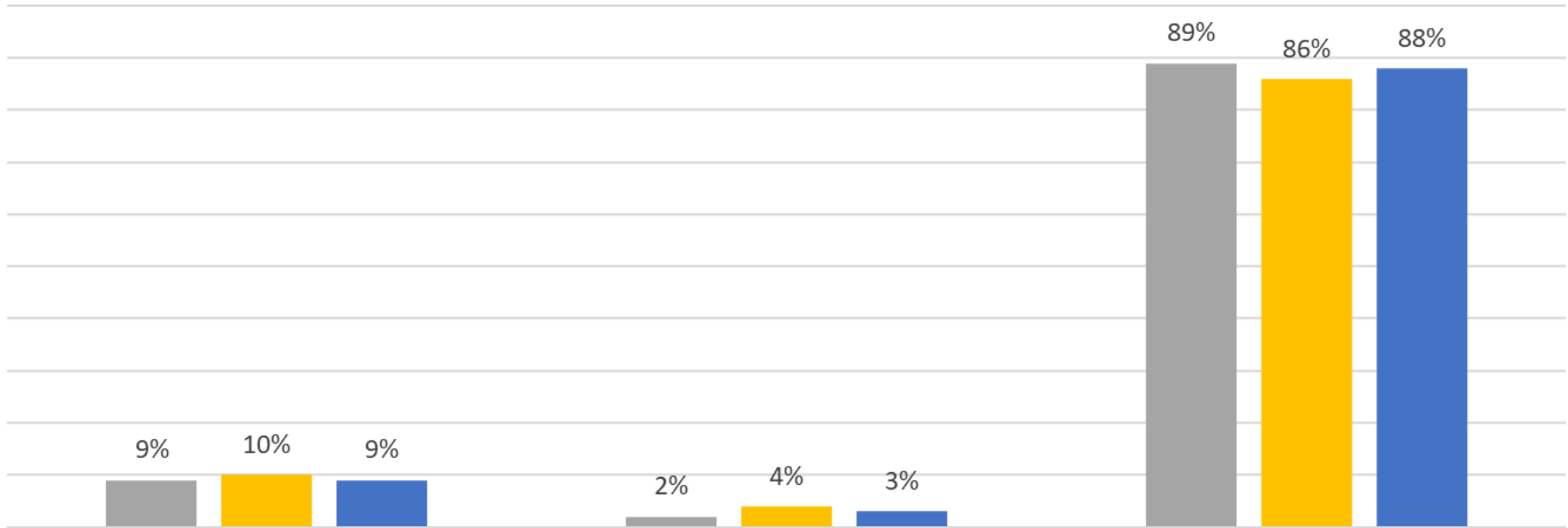


Special Populations



*September 2024 Data

IEP/504 Three History - September Count



- 2022-23
- 2023-24
- 2024-25

	Sped	504	No IEP/504
2022-23	9%	2%	89%
2023-24	10%	4%	86%
2024-25	9%	3%	88%

Highlights

As you may recall: Curriculum and Instruction Review – Fall 2023

Tri-Tech is worked with the nationally known Southern Regional Educational Board - Tech Centers that Work initiative to conduct a Curriculum and Instruction Review.

The goal is to ***identify the promising practices and problems of practice*** that exist at Tri-Tech and what actions we can take to amplify the positive practices and eliminate problems of practice.

The ultimate goal is to ***improve the culture of high expectations*** and continuous improvement that empowers more students to ***graduate career and college ready***.

- Three-day on-site team visit with eight team members conducting 87 classroom observations.
- Data Analysis Component: Grade Attainment – Career Pathways – Evidence of Collaboration – Demographic
- Focus Group Feedback: Business and Industry – Students - Post-Secondary – Teachers - School District Leaders – Parents - Alumni
- Site Development Workshops on 11/1 and 12/6 to plan staff Professional Development for the next few years.

Focus Areas Identified

- Student engagement strategies
- Collaboration



Collaboration

- Teacher to Teacher
- Program to Program
- Student to Student
- Post-Secondary
- Business and Industry



Tri-Cities Nursing Bridge

- Collaboration Effort – Years in the making
- Career Connect Washington Career Launch - Bevan Briggs (WSU Tri-Cities)
- Certified Nursing Assistant → Bachelors of Nursing
- Accepted while completing Tri-Tech and seat held in RN program
- Employed by hospital with tuition assistance all four years



2024 Pacesetter Award

- Recognized for:
 - Creating a culture of high expectations in every classroom and throughout the school
 - Providing personalized program of study leading to post-secondary and career success
 - Offering real-world learning experiences that connect the classroom to the workplace
 - Guidance that empowers students to pursue and full range of career and college options after high school
- One of Five Tech Centers in the Nation 😊



Tri-Tech Capital Projects

- Core Modernization Project Funded in the 2024 Legislative Session
- \$45.5 million appropriated
- Construction begins July 2025
- Completion August 2026

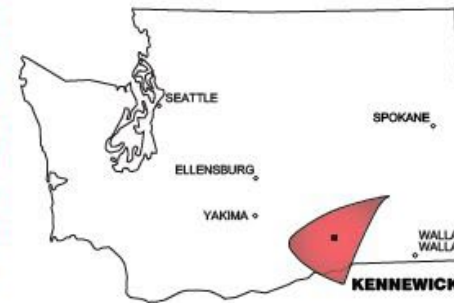
TRI-TECH
SKILLS CENTER
5929 W. METALINE AVE,
KENNEWICK, WA 99336

CORE MODERNIZATION



**PARTNERING
SCHOOL
DISTRICTS:**

- COLUMBIA
- NORTH FRANKLIN
- FINLEY
- KENNEWICK (HOST)
- KIONA-BENTON
- PASCO
- PROSSER
- RICHLAND



TRI-TECH

SKILLS CENTER

5929 W. METALINE AVE,
KENNEWICK, WA 99336

CORE MODERNIZATION



GENERAL INFORMATION:

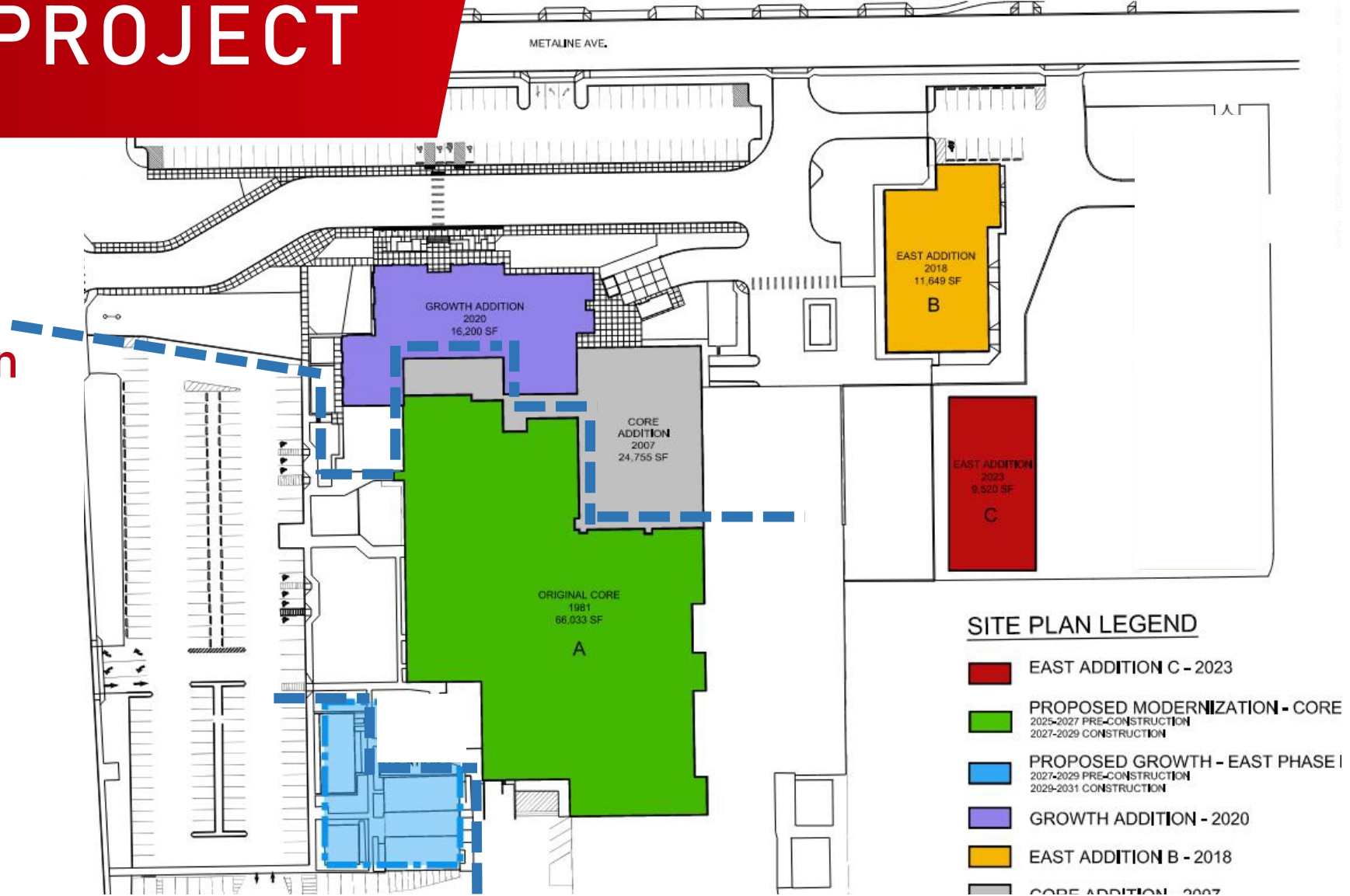
- ORIGINAL TRI-TECH FACILITY BUILT IN 1981
- 66,000 SQUARE FEET CORE MODERNIZATION OF ORIGINAL BUILDING
- SERVING OVER 1,000 STUDENTS
- 8 PARTNERING SCHOOL DISTRICTS
- ADVANCED TECHNICAL AND PROFESSIONAL TRAINING FOR HIGH SCHOOL STUDENTS
- OVER 18 PROGRAMS AND GROWING



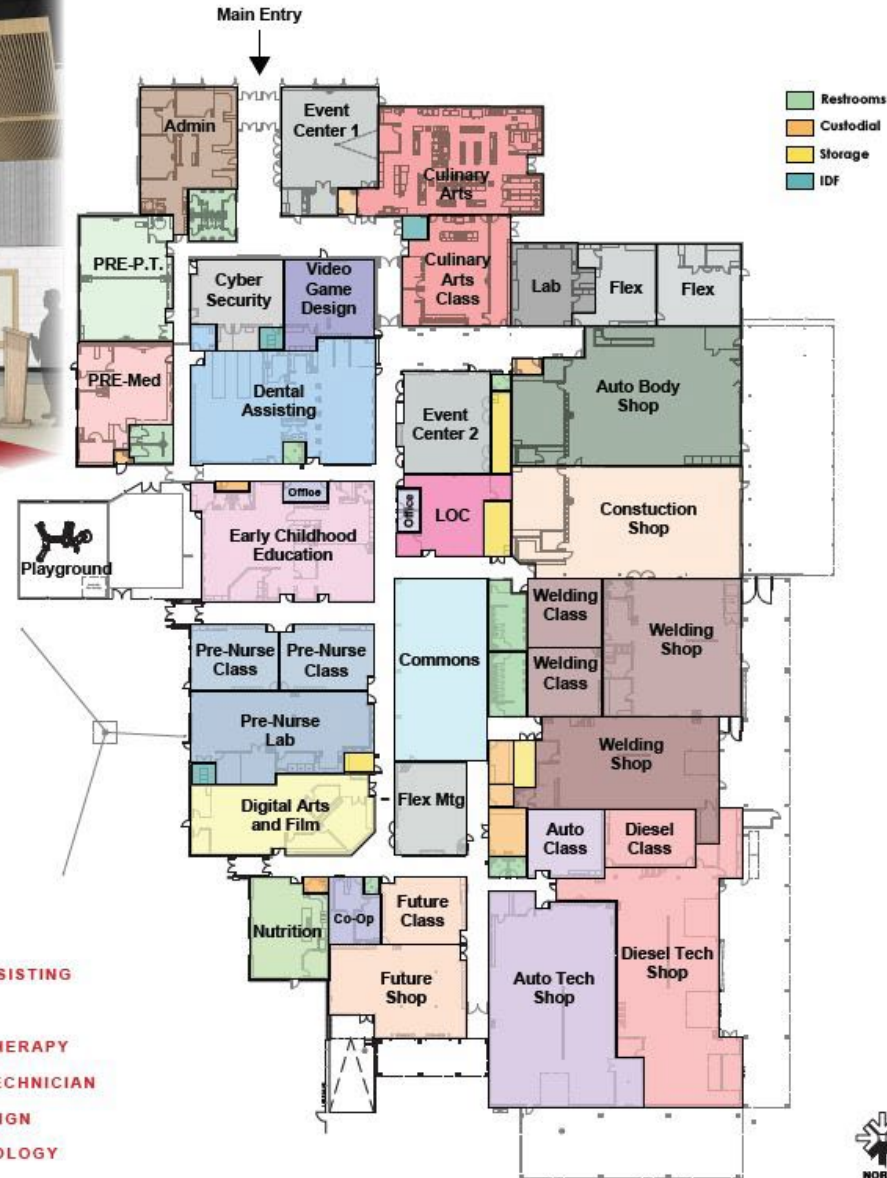
CORE MOD PROJECT

CONSTRUCTION PHASING

- Occupied Campus
- Off-Site Programs
- Phased Construction
- On-Site Circulation
 - 2018 Addition
 - 2007 Addition
 - Bldgs B & C
 - Portables



CORE MODERNIZATION



PREPARATORY CAREER AND TECHNICAL PROGRAMS:

- AUTO BODY TECHNOLOGY
- AUTO SYSTEMS TECHNOLOGY
- COMPUTER SCIENCE / CYBER SECURITY
- CONSTRUCTION TRADES
- COSMETOLOGY (OFF-CAMPUS)
- CULINARY ARTS
- DENTAL ASSISTING
- DIESEL TECHNOLOGY
- DIGITAL ARTS & FILMMAKING
- EARLY CHILDHOOD EDUCATION
- FIRE FIGHTING & MEDICAL SERVICES
- HVAC-R (FUTURE)
- LAW ENFORCEMENT
- PRE-ELECTRICAL
- PRE-MEDICAL ASSISTING
- PRE-NURSING
- PRE-PHYSICAL THERAPY
- PRE-VETERINARY TECHNICIAN
- VIDEO GAME DESIGN
- WELDING TECHNOLOGY





PROJECT SCHEDULE

Tri-Tech Skills Center - Core Modernization

Project	2024											2025											2026											
	MAR	APRIL	MAY	JUNE	JULY	AUG	SEPT	OCT	NOV	DEC	JAN	FEB	MAR	APRIL	MAY	JUNE	JULY	AUG	SEPT	OCT	NOV	DEC	JAN	FEB	MAR	APRIL	MAY	JUNE	JULY	AUG	SEPT	OCT	NOV	DEC
Core Modernization 66,000sf	ES		PreDesign		DD			CD				AHJ		BID	A - 2 MONTH																			
			KSD Systems Mtg		City Pre-App Mtg		Value Engineering			Constructability Review				City Permit Intake Mtg		B - 12 MONTH CONSTRUCTION																		
Milestones																																		
																C - 5 MONTH CONST																		



In closing...

Last year

Rodolfo

- Chiawana graduate
- Tri-Tech Pre-Electrical alumni 22-23
- Northwest Lineman College
- Earned his CDL
 - Skills Center Summer School CDL Prep in partnership with Connell
 - Scholarship support with CBC and T Enterprises
- Operating a roofing company with his family





Peyton

- Kennewick High graduate
- Tri-Tech Pre-Electrical alumni 23-24
- Lineman apprentice
- Earned his CDL
 - Skills Center Summer School CDL Prep in partnership with Connell
 - Scholarship support with CBC and T Enterprises

A text conversation this fall

“...I got kind of lucky they had another job going...it’s another 230kv going in. We've been setting steel poles and Wednesday we've got a helicopter coming to hang travelers for another wire pull. 7 days on 10 hours a day!”

“If you've got anyone that is serious about doing linework, push the CDL program. I would have to credit at least 90% of this opportunity to the summer CDL thing with Bennett”

Last year: Heading to lunch
with Brian, Maddox and Josh

2022-2023 Tri-Tech Construction
Trades alumni

All are apprentice carpenters
currently working at data center
complex in Umatilla.



This week at
training



Thank you

- Questions and Comments?

Annual KSD Board Presentation

December 11, 2024



About Delta

Delta is a small, integrated and personalized high school that attracts a broad spectrum of students who are immersed in STEM learning experiences. We prepare students to succeed in post-secondary education, careers, and citizenship.

Collaborative learning, inquiries and problem solving, expand knowledge with learning partnerships that connect academic learning to the world beyond the classroom.

Delta High School is an inclusive, public program of the Kennewick, Pasco, and Richland School Districts. All students are selected by randomized lottery.

Think Differently



About Delta

Mission:

Delta's purpose is to cultivate critical thinkers with strong character immersed in STEM and engaged in their community.


Vision:

Our Road Map to our Mission starts in the Classroom:
Developing Critical Thinking, Strong Character, STEM Relevance
and Active Citizenship.

Think Differently

About Delta

- A rigorous STEM program
- Hands-on opportunities to demonstrate learning
- Project-based learning
- Ready for college-level work and industry after graduation
- Work-based learning



Think & Learn

About Delta


- School opened in 2009 with first class of freshmen on a temporary campus in Richland
- September 2015 the new facility opened in Pasco.
- This year will be our 12th graduating class.



Think Differently


About Delta

- Pasco School District is the fiscal agent for Delta and supports our building and technology needs
- Students/teachers from all three districts - 6 from KSD
- Students attend all four years at Delta and attend a Delta graduation
- Students receive diplomas from their home high schools in our three partner districts (and are considered students at these schools while attending Delta)
- Extra-curricular opportunities at Delta and at home high school



Think Differently

Our Partners (just to name a few!)



Battelle

The Business of Innovation



Think Differently



Signature Events

- College & Career Roadshow(9th)
- Delta History Fair, History Day
- STEM-Con (9th – 10th)
- Health Science Day (10th)
- Resume Reviews (10th & 11th)
- Mock Interviews (11th)
- Job Shadow Week (11th)
- Intern Fair (11th)
- College Tours
- Elementary / Middle School Outreach (Ambassadors)
- Winter Wishes campaign
- Multi-Cultural Weeks
- Club competitions and field trips
- PBL Showcase Nights
- Family Awards Nights
- School Awards Ceremony
- Robust Club Activities



Think Differently

24-25 Student Enrollment (compiled 12-04-24)

	9th	10th	11th	12th
<i>Kennewick</i>	44	41	35	28
Richland	33	33	28	20
Pasco	40	39	39	42
Total	122	113	91	87
			TOTAL	422

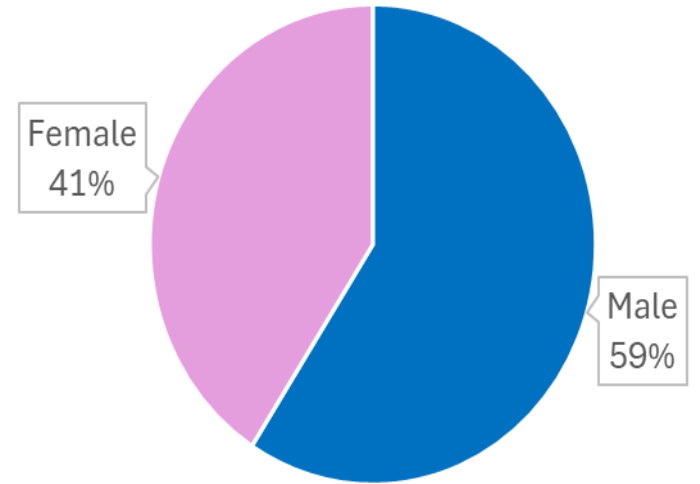
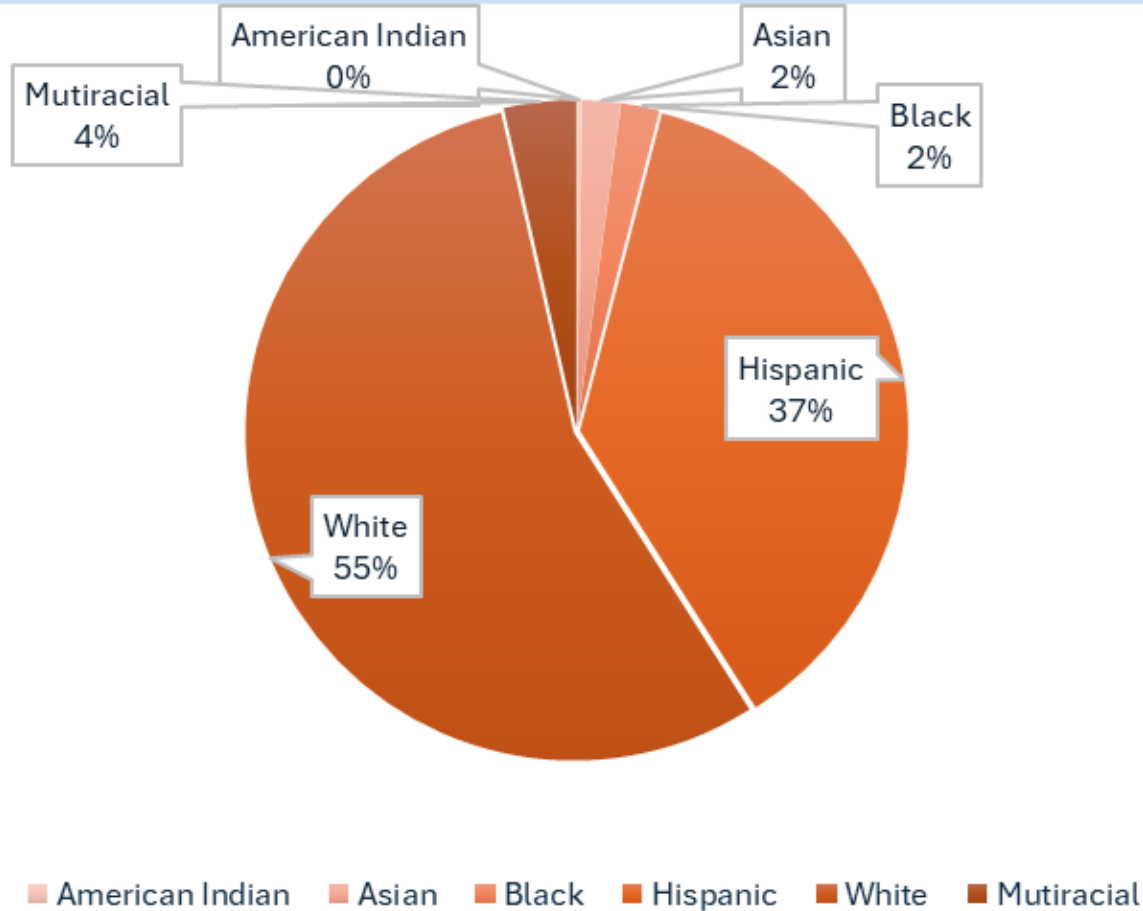
9th Grade Annual Enrollment is based on the lottery which opened 12/2.

Annual commitment expected for all students enrolling at Delta High School.

Think Differently



2024 School Demographics



Delta Serves:

33 students on an IEP 12.8%
23 students on a 504 5%

Think Differently

College in the High School & Running Start

- Students are able to take many college courses from CWU & EWU with adjunct faculty on our campus (Delta teachers)
- Combined with CiHS, Students are able to take CBC classes online (1 per trimester) to earn their AA
- Last year 13 students earned their Associate of Arts Degree (15%)
- This year we anticipate 27 students are on track to earn their Associate of Arts / Direct Transfer Agreement and 1 with their A.A. In Cybersecurity (31%)



Think Differently



SBA/WCAS State Assessment Data

		ELA		Math		Science	
Class of:	Level	Delta	State	Delta	State	Delta	State
2025	4	56%	23%	21%	16%	26%	13%
	3	32%	27%	21%	17%	52%	37%
	2	10%	20%	28%	22%	18%	23%
	1	1%	25%	30%	44%	4%	28%
Met Grad Req.		94%		64%		93%	

Think Differently

Impactful Life Long Learning / Planning

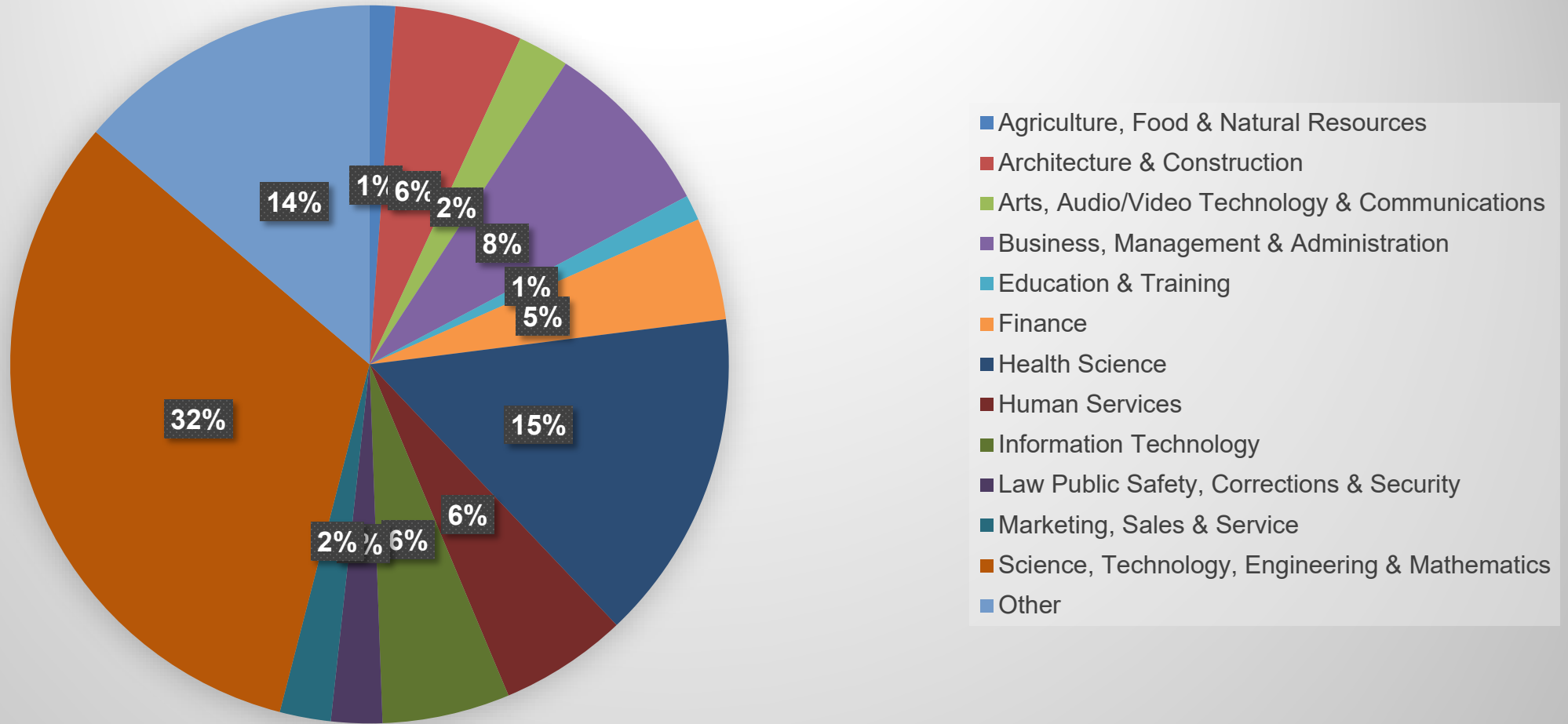
- Robust Advisory Program
 - Teachers meet with students 2/3 times a week to develop College and Career Readiness
 - Teachers meet with students once a week for a Character Strong Lesson



Think Differently

Class of 2024 Data

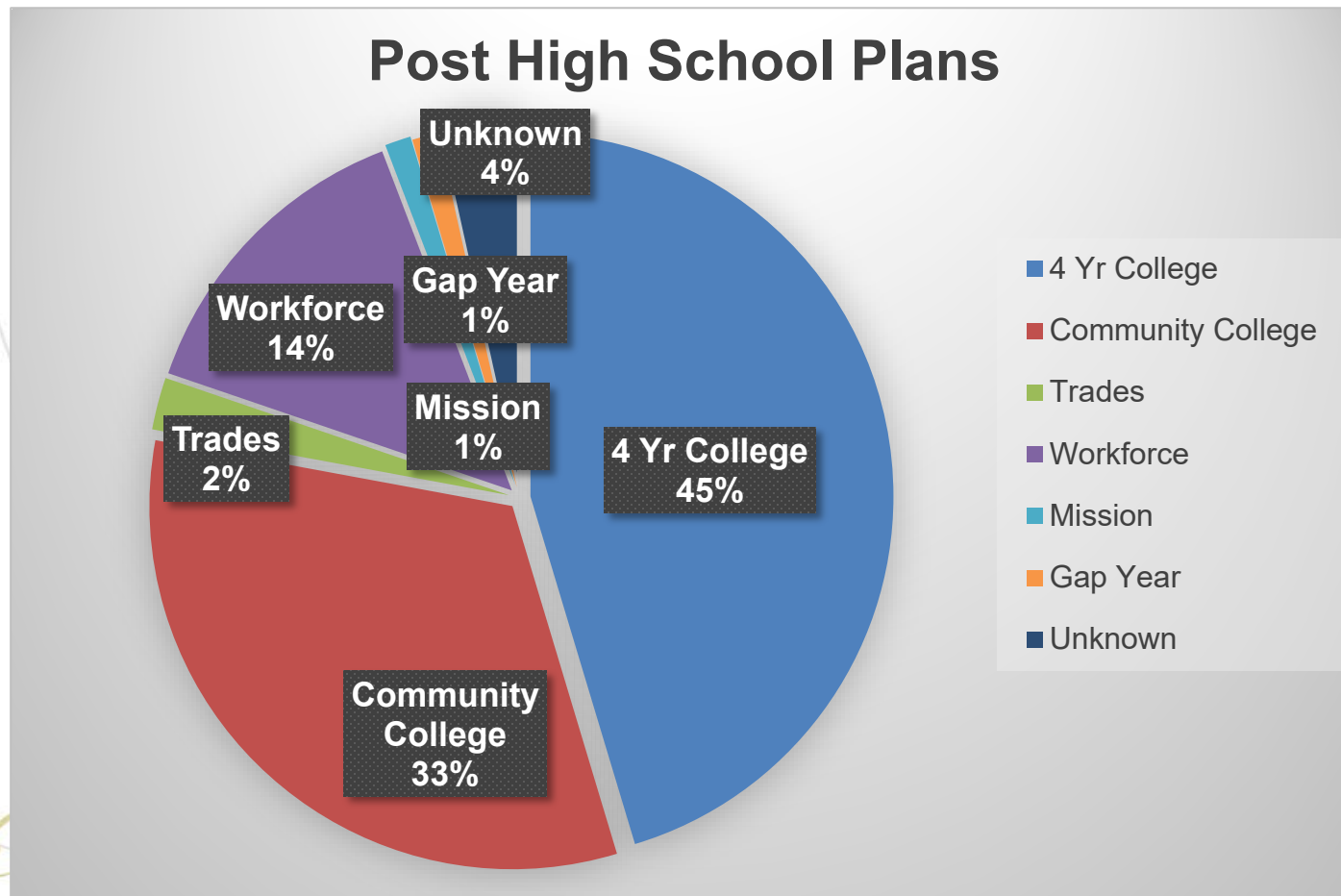
Class of 2024 Career Pathways



Think Differently

Class of 2024 Data

- Graduation rate: **All** (87/87 enrolled Srs.; 29 KSD)
- Total Scholarship & Grant Offers: > **\$2.8 Million**



79% went on to higher education

Questions?

Delta Goals:

100% of students will earn College Credit before graduation

90% of students will earn a 3 or higher on their 21st Century Skills

70% of students will earn 3s or higher in their classes



Think Differently



Board Meeting Presentation Overview


Date: December 11, 2024

Topic	General Fund Year-End Financial Report/Fiscal Year 2023-24														
Strategic Goal Focus	<table border="1" style="width: 100%; border-collapse: collapse;"> <tr><td style="width: 20px;"></td><td>1. All students are safe, known and valued</td></tr> <tr><td></td><td>2. All students are engaged learners</td></tr> <tr><td></td><td>3. All students are ready for their future</td></tr> <tr><td></td><td>4. All staff members are safe, respected and valued professionals</td></tr> <tr><td></td><td>5. All community members are important collaborators</td></tr> <tr><td></td><td>6. All families are key partners</td></tr> <tr><td>X</td><td>7. The district is innovative, proactive and accountable</td></tr> </table>		1. All students are safe, known and valued		2. All students are engaged learners		3. All students are ready for their future		4. All staff members are safe, respected and valued professionals		5. All community members are important collaborators		6. All families are key partners	X	7. The district is innovative, proactive and accountable
	1. All students are safe, known and valued														
	2. All students are engaged learners														
	3. All students are ready for their future														
	4. All staff members are safe, respected and valued professionals														
	5. All community members are important collaborators														
	6. All families are key partners														
X	7. The district is innovative, proactive and accountable														
Rationale for Topic/Purpose of Agenda Item	Each year in December, a General Fund Year-End Financial Report is presented. The presentation provides a final look at the prior year financial closeout, highlighting enrollment, revenues and expenditures, and fund balance for fiscal year 2023-24. The presentation also includes general budget updates for fiscal year 2024-25.														
Board Meeting Focus	<table border="1" style="width: 100%; border-collapse: collapse;"> <tr><td style="width: 20px;">X</td><td>Review Information</td></tr> <tr><td>X</td><td>Hold discussion</td></tr> <tr><td></td><td>Provide direction</td></tr> <tr><td></td><td>Make decision</td></tr> </table>	X	Review Information	X	Hold discussion		Provide direction		Make decision						
X	Review Information														
X	Hold discussion														
	Provide direction														
	Make decision														
Relevance to Board's Role	<table border="1" style="width: 100%; border-collapse: collapse;"> <tr><td style="width: 20px;"></td><td>Policy</td></tr> <tr><td></td><td>System accountability</td></tr> <tr><td>X</td><td>Fiscal oversight</td></tr> <tr><td></td><td>Communication</td></tr> <tr><td></td><td>Advocacy</td></tr> </table>		Policy		System accountability	X	Fiscal oversight		Communication		Advocacy				
	Policy														
	System accountability														
X	Fiscal oversight														
	Communication														
	Advocacy														
Key Considerations for Board Discussion	<ul style="list-style-type: none"> • N/A 														
Next Steps	<ul style="list-style-type: none"> • N/A 														

General Fund Year-End Financial Report Fiscal Year 2023-24

09/01/2023 – 08/31/2024

December 11, 2024



Topic Overview

Topic	General Fund Year-End Financial Report/Fiscal Year 2023-24	
Strategic Goal Focus	<input type="checkbox"/>	1. All students are safe, known and valued
	<input type="checkbox"/>	2. All students are engaged learners
	<input type="checkbox"/>	3. All students are ready for their future
	<input type="checkbox"/>	4. All staff members are safe, respected and valued professionals
	<input type="checkbox"/>	5. All community members are important collaborators
	<input type="checkbox"/>	6. All families are key partners
	<input checked="" type="checkbox"/>	7. The district is innovative, proactive and accountable
Rationale for Topic/Purpose of Agenda Item	Each year in December, a General Fund Year-End Financial Report is presented. The presentation provides a final look at the prior year financial closeout, highlighting enrollment, revenues and expenditures, and fund balance for fiscal year 2023-24. The presentation also includes general budget updates for fiscal year 2024-25.	
Board Meeting Focus	<input checked="" type="checkbox"/>	Review Information
	<input checked="" type="checkbox"/>	Hold discussion
	<input type="checkbox"/>	Provide direction
	<input type="checkbox"/>	Make decision
Relevance to Board's Role	<input type="checkbox"/>	Policy
	<input type="checkbox"/>	System accountability
	<input checked="" type="checkbox"/>	Fiscal oversight
	<input type="checkbox"/>	Communication
	<input type="checkbox"/>	Advocacy
Key Considerations for Board Discussion	<ul style="list-style-type: none"> N/A 	
Next Steps	<ul style="list-style-type: none"> N/A 	

Our Vision

All KSD Students are Known Well, Safe and Destined to Reach their Highest Potential



STRATEGIC GOALS



Our Mission

To provide a safe environment in which all students reach their highest potential and graduate well prepared for success in post-secondary education, work and life.

District

GOAL: The Kennewick School District is innovative, proactive and accountable



- Innovative in our strategic future planning and engaged in continuous improvement.
- Regular, timely and transparent with our communications.
- Effective and efficient in our operations.
- Responsible stewards of public resources.

Kennewick School District Student Enrollment Full Time Equivalent

	18/19 Actual	19/20 Actual	20/21 Actual	21/22 Actual	22/23 Actual	2023-24 Budget	2023-24 Actual	2023-24 Actual - Budget
Enrollment								
Basic Education Elementary	7,128	7,104	6,587	6,610	6,801	6,723	6,796	73
Kindergarten (Excludes Transitional KG)	1,345	1,358	1,289	1,317	1,250	1,240	1,180	(60)
Mid Columbia Partnership K - 5	<u>139</u>	<u>163</u>	<u>237</u>	<u>313</u>	<u>212</u>	<u>208</u>	<u>219</u>	<u>11</u>
Elementary KG - 5th	8,612	8,625	8,113	8,240	8,263	8,171	8,195	24
Basic Education Middle School	4,092	4,180	4,052	3,801	3,883	3,948	3,941	(7)
Basic Education High School	3,632	3,578	3,664	3,616	3,711	3,724	3,799	75
Delta High School (includes CTE)	152	152	152	152	140	140	140	-
Phoenix Project Based High School	52	56	49	54	55	55	56	1
Legacy High School	102	104	112	124	137	130	120	(10)
Online/Endeavor High School	29	37	36	174	161	145	126	(19)
Mid Columbia Partnership 6th - 12th	<u>142</u>	<u>153</u>	<u>184</u>	<u>283</u>	<u>238</u>	<u>202</u>	<u>227</u>	<u>25</u>
Secondary 6th - 12th	8,201	8,260	8,249	8,204	8,325	8,344	8,409	65
Subtotal	16,813	16,885	16,362	16,444	16,588	16,515	16,604	89
<i>FTE \$'s Generated Are Restricted</i>								
Middle School Career & Technical Ed	162	166	146	160	152	140	134	(6)
High School Career & Technical Ed	754	791	807	893	834	855	875	20
Tri-Tech Skill Center	459	450	455	425	516	525	518	(7)
CBC Academy - \$ Pass Thru To CBC	15	20	12	16	25	20	22	2
Open Doors- \$ Pass Thru To ESD	17	40	38	37	60	45	101	56
Running Start - \$ Pass Thru To CBC/WSU	<u>346</u>	<u>384</u>	<u>341</u>	<u>267</u>	<u>337</u>	<u>330</u>	<u>441</u>	<u>111</u>
Secondary	1,753	1,851	1,799	1,798	1,924	1,915	2,091	176
Total Student FTE	18,566	18,736	18,160	18,242	18,512	18,430	18,695	265
Special Education Age 3 - 21 Enrollment	2,288	2,423	2,275	2,421	2,630	2,620	2,702	82
Bilingual Headcount	2,750	2,775	2,701	2,734	3,045	3,063	3,602	539
Free & Reduced Meal % Used For Funding	59.03%	58.45%	55.68%	56.71%	58.80%	59.19%	59.16%	

General Fund

Statement of Revenue, Expenditures & Change In Fund Balance

School Year 23/24 At August 31, 2024

	<u>2023-24 Adopted</u> <u>Budget With ESSER</u>	<u>2023-24 Final With</u> <u>ESSER</u>
Revenues		
Property Taxes	\$ 12,500,500	\$ 13,086,873
Levy Equalization	10,495,811	9,668,861
Other Local Revenue	2,165,930	3,779,687
State Revenue	238,164,707	246,759,545
Federal Revenue	27,930,223	27,333,308
ESSER/State Stabilization	20,000,000	20,327,950
Other Grants/Contingency	1,500,000	-
Other Revenue	1,183,330	1,043,110
Total Revenue	\$ 313,940,501	\$ 321,999,335
Expenditures		
Certificated Salaries	147,028,086	144,157,478
Classified Salaries	52,433,969	47,773,045
Employee Benefits	73,131,389	68,272,799
Subtotal Salaries & Benefits	\$ 272,593,444	\$ 260,203,322
Supplies & Materials	14,587,221	17,048,741
Purchased/Contractual Services	29,910,316	31,930,509
Travel	737,680	1,017,902
Capital Outlay	673,938	1,106,235
Contingency/Other Grants	1,500,000	-
Subtotal Materials, Supplies & Operating	\$ 47,409,155	\$ 51,103,387
Total Expenditures	\$ 320,002,599	\$ 311,306,709
Change In Fund Balance	(6,062,098)	10,692,626
Transfer To Transportation Fund	-	-
Transfer To Capital Fund	(5,000,000)	(1,000,000)
Change In Fund Balance After Trans	(11,062,098)	9,692,626
Beginning Fund Balance	\$ 46,325,047	46,325,047
Ending Fund Balance	\$ 35,262,949	\$ 56,017,673

Other Local Revenue > Budget	
Investment Interest \$1.43M vs \$650K	\$ 786,500
Workers Comp Adjustment	1,052,478

State Revenue > Budget	
Student Enrollment \$154.6M vs \$153.1M	\$ 1,473,671
Special Ed Enrollment \$28.4M vs \$27.3M	1,080,887
Transportation Funding \$10.76M vs \$9.9M	866,973
Food Service: Meals/Supply Chain \$/State ESSER \$	2,222,863
Bilingual Enrollment \$5.32M vs \$4.6M	726,373
Running Start Enrollment \$4.26M vs \$3.17M	1,087,241
Open Doors Enrollment \$965K vs \$430K	535,528

Supplies/Materials Add'l Costs	
Curriculum - Math K-5	\$ 3,578,328
Curr - Math Secondary	734,169
Curr - Science - Secondary	207,158
Curr - PE Fitness Equip	366,541
<i>ESSER \$'s Freed Up Other \$'s For The Above</i>	

Contract Services Add'l Cost/ > Budget	
Property/Liability Ins \$3.47M vs \$3.24M	\$ 229,866
Special Ed. Contract Service	691,743
Running Start Program	1,023,824
Open Doors Program	418,635

Capital Equipment Costs	
CTE - Transport Suburban	\$ 67,520
CTE Classroom Equipment	106,795
ECEAP Tri City Health Portable	196,701
HS Baseball Field Scoreboards (2)	57,158
IT Related - Dell Equip Lease	273,519
Color Production Copier	123,644
Grounds Tractor & Mower	133,652
Grounds Other Equipment	43,640
Food Vending Machines (2)	33,249

Kennewick School District

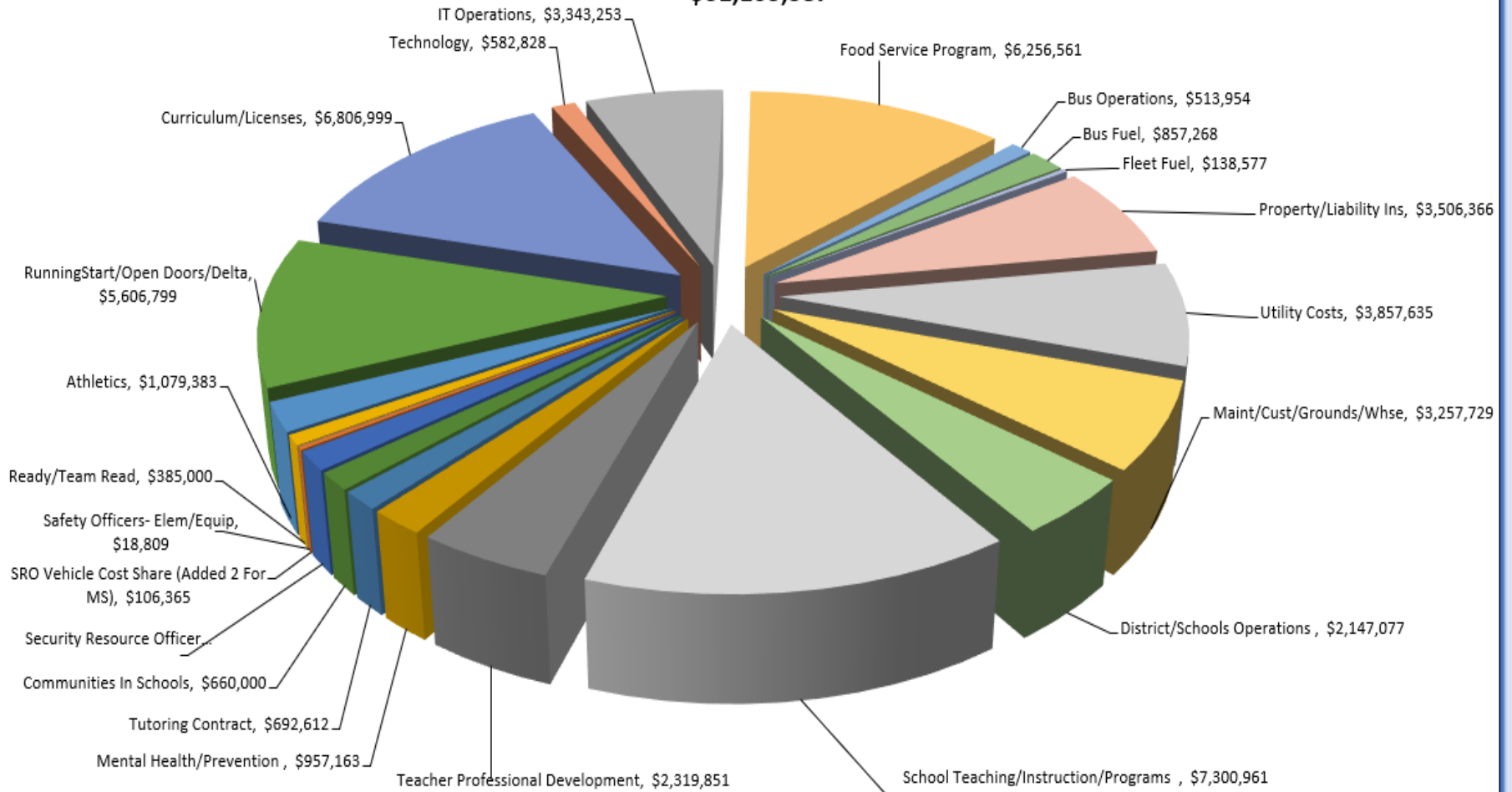
Materials, Supplies, & Operating Costs (MSOC)

School Year 2023-24

Activity Area	Cost	% of Total
District/Schools Operations	\$ 2,147,077	4.20%
School Teaching/Instruction/Programs	\$ 7,300,961	14.29%
Teacher Professional Development	\$ 2,319,851	4.54%
Mental Health/Prevention - ESSER	\$ 957,163	1.87%
Varsity Tutoring Contract-ESSER	\$ 692,612	1.36%
Communities In Schools	\$ 660,000	1.29%
Security Resource Officer (SRO) Contract	\$ 708,197	1.39%
SRO Vehicle Cost Share (Added 2 For MS)	\$ 106,365	0.21%
Safety Officers- Elem/Equip	\$ 18,809	0.04%
Ready \$270K/Team Read \$115.5K	\$ 385,000	0.75%
Athletics (Helmets \$75K/MS \$140K/HS \$375K/P layoffs \$376K)	\$ 1,079,383	2.11%
RunningStart/Open Doors/Delta	\$ 5,606,799	10.97%
Curriculum/Licenses - Some ESSER	\$ 6,806,999	13.32%
Technology (CTE \$486K/ Tri Tech \$26K/IT \$23K/ALE & TK \$33K)	\$ 582,828	1.14%
IT Operations	\$ 3,343,253	6.54%
Food Service Program	\$ 6,256,561	12.24%
Bus Operations	\$ 513,954	1.01%
Bus Fuel	\$ 857,268	1.68%
Fleet Fuel	\$ 138,577	0.27%
Property/Liability Insurance	\$ 3,506,366	6.86%
Utility Costs	\$ 3,857,635	7.55%
Maint/Custodial/Grounds/Warehouse	\$ 3,257,729	6.37%
	\$ 51,103,387	100.00%

Materials, Supplies, & Operating Costs (MSOC) 2023-2024

\$51,103,387



**Kennewick School District
General Fund
Local/State/Federal Funded Revenue & Expenditures
For 2023-24 School Year**

<u>Program/Revenue Source</u>	<u>Revenue</u>	<u>Expenditures</u>	<u>Surplus/(Deficit)</u>
Property Taxes	\$ 13,086,873	\$ 13,086,873	-
Levy Equalization	9,668,861	9,668,861	-
State Basic Ed Funding (Enrollment Driven)	154,556,800	175,052,247	(20,495,446)
Special Ed (\$1.93M vacancies/indirect support)	39,403,836	37,463,964	1,939,872
Transportation	10,850,557	10,708,443	142,114
Other Revenue	3,965,142	595,805	3,369,337
Subtotal Local & Basic Ed Funded	\$ 231,532,068	\$ 246,576,192	\$ (15,044,124)
Running Start	4,263,117	3,985,388	277,729
Open Doors	965,504	834,635	130,869
Tri Tech Skill Center	6,704,722	5,945,793	758,928
Career & Technical Education	10,339,617	9,722,604	617,013
Federal Title Programs	10,373,330	9,964,810	408,520
Learning Assistance Program	11,193,162	10,905,319	287,843
Bilingual Program	5,322,209	4,732,871	589,338
Early Childhood Education	3,009,570	3,008,753	817
Transitional Kindergarten	239,237	239,391	(154)
Highly Capable	561,025	499,003	62,022
Other State Programs & Grants	1,566,148	1,363,400	202,748
Food Service Program	14,149,280	12,088,231	2,061,049
National Board Funding	1,452,396	1,440,318	12,078
Subtotal Restricted/Federal Funded	\$ 70,139,316	\$ 64,730,517	\$ 5,408,799
Total Prior To ESSER Funding	\$ 301,671,384	\$ 311,306,709	\$ (9,635,324)
ESSER & Other Stabilization Funding	\$ 20,327,950	In Above	\$ 20,327,950
Total Revenue & Exp Prior To \$1.0M Transfer	\$ 321,999,335	\$ 311,306,709	\$ 10,692,626


ESSER Funding	
ESSER I	\$ 4,330,767
ESSER II	16,740,145
ESSER III	30,102,055
ESSER III Learning Loss	<u>7,525,514</u>
Total ESSER Allocation	\$ 58,698,481

Costs Reimbursed Through Elementary & Secondary School Emergency Relief (ESSER) Funding					
	2020-21	2021-22	2022-23	2023-24	Total
Supplies & Equipment (PPE)	\$ 679,853	\$ 88,966	\$ -	\$ -	\$ 768,819
Curriculum/Learning Mgt & IT	400,825	365,325	1,074,803	1,702,911	3,543,864
Curriculum Related Staff & PD	-	-	-	456,661	456,661
Mental Health Services	-	440,547	799,643	957,164	2,197,354
Mental/Substance Services Prior Yrs	-	-	-	481,794	481,794
Add Counselor At Each High School	-	-	-	371,272	371,272
Student Re-Engagement Program	-	-	-	119,820	119,820
Tutoring Contract	-	413,370	899,739	692,612	2,005,721
Summer School	-	-	384,838	305,126	689,964
Online Program Staff	1,947,037	1,868,591	1,507,400	1,249,280	6,572,308
Staff Training	-	365,509	-	-	365,509
Transportation Staff	1,840,612	-	-	-	1,840,612
Maintain Staff/Lower Class Sizes	7,328,866	4,833,567	9,317,060	11,125,677	32,605,170
In Building Substitutes	-	-	233,318	55,991	289,309
Substitute Costs	-	-	-	679,288	679,288
ESSER Indirect	<u>1,510,070</u>	<u>868,779</u>	<u>1,461,488</u>	<u>1,870,679</u>	<u>5,711,016</u>
	\$ 13,707,263	\$ 9,244,655	\$ 15,678,289	\$ 20,068,274	\$ 58,698,481

Kennewick School District
General Fund
Statement of Fund Balance
At August 31

		<u>Aug 31, 2022</u>	<u>Aug 31, 2023</u>	<u>Aug 31, 2024</u>
Reserved For Inventory	Non Spendable	\$ 1,026,174	\$ 861,866	\$ 848,719
Tri Tech	Restricted	701,804	1,080,652	666,947
Building Budget Carryover	Assigned	1,210,083	966,500	930,691
Career & Tech Ed Program Carryover	Restricted	228,127	47,764	69,610
Learning Assistance Program (LAP) Carryover	Restricted	585,868	793,368	628,640
Grant/Program Carryover	Restricted	412,187	273,535	371,596
Transfer To Capital Projects Fund	Assigned	1,500,000	5,000,000	2,000,000
Other Assigned (Stabilization)	Assigned	<u>34,681,086</u>	<u>26,101,363</u>	<u>34,091,471</u>
Subtotal		\$ 40,345,329	\$ 35,125,047	\$ 39,607,673
Minimum Fund Balance Policy (3.0%-5.0% of Budget)	Unassigned	<u>10,500,000</u>	<u>11,200,000</u>	<u>16,410,000</u>
Ending Fund Balance		\$ 50,845,329	\$ 46,325,047	\$ 56,017,673

General Fund 2024-25 Budget Update



2024-25 Projected Revenue Changes From Budget

Program	Amount
Enrollment Basic Ed Prelim Estimate: K-5 > Budget HS < Budget CTE > Budget = Net +\$500K	\$500,000
Special Education Enrollment ➤ Budget = 2,700 students Projected at 2,650 = (50) ➤ 23/24 final enrollment was 2,702, normally budget the prior year enrollment for upcoming school year.	(500,000)
Special Education Federal Allocation \$3.85M to \$4.085M ➤ Final allocation not known until late summer after budget completed.	235,000
Property Taxes – Taxes county to collect in 2025 ➤ From county taxpayer adjustments that resulted in full levy amount not being collected in 2024.	135,000
Levy Equalization \$11.875M to \$13.90M ➤ 2024 Assessed Value (AV) increase \$12.43B to \$15.19B = +\$2.76B ➤ 2025 Projected AV increase \$15.19B to \$17.00B = +\$1.70B ➤ 2025 Actual AV increase \$15.19B to \$15.875B = +\$685K ➤ Levy Equalization Formula is driven by numerous factors...	2,025,000
Investment Interest \$750K to \$1.0M	<u>250,000</u>
Total	\$2,645,000

**Kennewick School District
Assessed Value Trend
2000 - 2025**

Assessed Value Year	Historical Bond Assessed Value	Increase In Assessed Value	% Change	Change From New Construction	Change From Revaluation
1999	\$ 2,969,322,360				
2000	3,090,300,936	120,978,576	4.1%	\$ 84,346,801	\$ 36,631,775
2001	3,184,506,185	94,205,249	3.0%	85,731,856	8,473,393
2002	3,393,321,884	208,815,699	6.6%	98,110,597	110,705,102
2003	3,881,321,923	488,000,039	14.4%	148,244,839	339,755,200
2004	4,220,238,405	338,916,482	8.7%	137,573,471	201,343,011
2005	4,561,335,889	341,097,484	8.1%	197,119,774	143,977,710
2006	4,745,004,226	183,668,337	4.0%	159,987,792	23,680,545
2007	5,070,990,894	325,986,668	6.9%	159,971,684	166,014,984
2008	5,405,621,447	334,630,553	6.6%	156,641,471	177,989,082
2009	5,780,611,963	374,990,516	6.9%	103,719,832	271,270,684
2010	6,006,690,689	226,078,726	3.9%	117,349,524	108,729,202
2011	6,338,798,775	332,108,086	5.5%	136,346,805	195,761,281
2012	6,539,246,064	200,447,289	3.2%	132,396,044	68,051,245
2013	6,722,344,864	183,098,800	2.8%	159,857,094	23,241,706
2014	6,830,903,914	108,559,050	1.6%	145,137,113	(36,578,063)
2015	7,117,559,137	286,655,223	4.2%	167,796,358	118,858,865
2016	7,352,082,268	234,523,131	3.3%	180,958,879	53,564,252
2017	7,595,958,060	243,875,792	3.3%	161,951,950	81,923,842
2018	8,473,733,838	877,775,778	11.6%	133,343,960	744,431,818
2019	9,385,430,286	911,696,448	10.8%	243,006,800	668,689,648
2020	9,948,260,395	562,830,109	6.0%	259,243,440	303,586,669
2021	10,906,102,574	957,842,179	9.6%	202,807,940	755,034,239
2022	12,435,486,722	1,529,384,148	14.0%	280,779,960	1,248,604,188
2023	15,190,755,983	2,755,269,261	22.2%	242,140,890	2,513,128,371
2024 For 25	15,874,190,624 (1)	683,434,641	4.5%	297,193,390	386,241,251
Vic Budgeted 11.2% Increase = \$1.709B					

(1) Preliminary Assessed Value

Assessed value is from the prior year valuation with taxes to be collected the following year.

Next Steps

- **2024-25**

- Continue to monitor and update projected revenues and expenditures.
- 2024-25 Transportation Funding Finalized By State in February (based on spring 2023/fall 2023/winter 2024 ridership): \$10.825M budgeted
- December – January: Complete enrollment projections for 2025-26 and evaluate staffing for 2025-26.
- 2025-26 Budget Impacted by 2025 Legislative Session
 - Sessions starts January 13, 2025, ends April 27, 2025

- **2025-26**

- Levy to voters on February 10, 2026 / Resolution Filed by December 12, 2025



Board Questions and Comments



Board Meeting Presentation Overview


Date: December 11, 2024

Topic	K-12 Student Goal Report: All Students are Ready for their Future														
Strategic Goal Focus	<table border="1" style="width: 100%; border-collapse: collapse;"> <tr><td style="width: 5%;"></td><td>1. All students are safe, known and valued</td></tr> <tr><td></td><td>2. All students are engaged learners</td></tr> <tr><td style="text-align: center;">X</td><td>3. All students are ready for their future</td></tr> <tr><td></td><td>4. All staff members are safe, respected and valued professionals</td></tr> <tr><td></td><td>5. All community members are important collaborators</td></tr> <tr><td></td><td>6. All families are key partners</td></tr> <tr><td></td><td>7. The district is innovative, proactive and accountable</td></tr> </table>		1. All students are safe, known and valued		2. All students are engaged learners	X	3. All students are ready for their future		4. All staff members are safe, respected and valued professionals		5. All community members are important collaborators		6. All families are key partners		7. The district is innovative, proactive and accountable
	1. All students are safe, known and valued														
	2. All students are engaged learners														
X	3. All students are ready for their future														
	4. All staff members are safe, respected and valued professionals														
	5. All community members are important collaborators														
	6. All families are key partners														
	7. The district is innovative, proactive and accountable														
Rationale for Topic/Purpose of Agenda Item	Our performance indicator reporting calendar includes a December report to the Board to share graduation rates, completion of dual credit college level courses, and percent of 8 th grade students earning high school algebra credit. This presentation includes data from the 2023-2024 school year, actions taken that are contributing to the results as well as “bright spots” in the district and schools.														
Board Meeting Focus	<table border="1" style="width: 100%; border-collapse: collapse;"> <tr><td style="width: 5%; text-align: center;">X</td><td>Review Information</td></tr> <tr><td style="text-align: center;">X</td><td>Hold discussion</td></tr> <tr><td></td><td>Provide direction</td></tr> <tr><td></td><td>Make decision</td></tr> </table>	X	Review Information	X	Hold discussion		Provide direction		Make decision						
X	Review Information														
X	Hold discussion														
	Provide direction														
	Make decision														
Relevance to Board’s Role	<table border="1" style="width: 100%; border-collapse: collapse;"> <tr><td style="width: 5%;"></td><td>Policy</td></tr> <tr><td style="text-align: center;">X</td><td>System accountability</td></tr> <tr><td></td><td>Fiscal oversight</td></tr> <tr><td></td><td>Communication</td></tr> <tr><td></td><td>Advocacy</td></tr> </table>		Policy	X	System accountability		Fiscal oversight		Communication		Advocacy				
	Policy														
X	System accountability														
	Fiscal oversight														
	Communication														
	Advocacy														
Key Considerations for Board Discussion	<ul style="list-style-type: none"> • Are there particular strengths or areas of growth about which the Board has questions or strategies/actions about which the Board would like more information? 														
Next Steps	<ul style="list-style-type: none"> • N/A 														

K-12 Student Goal Report:

All Students are Ready for Their Future

December 11, 2024



Topic Overview

Topic	K-12 Student Goal Report: All Students are Ready for their Future	
Strategic Goal Focus	<input type="checkbox"/>	1. All students are safe, known and valued
	<input type="checkbox"/>	2. All students are engaged learners
	<input checked="" type="checkbox"/>	3. All students are ready for their future
	<input type="checkbox"/>	4. All staff members are safe, respected and valued professionals
	<input type="checkbox"/>	5. All community members are important collaborators
	<input type="checkbox"/>	6. All families are key partners
	<input type="checkbox"/>	7. The district is innovative, proactive and accountable
Rationale for Topic/Purpose of Agenda Item	Our performance indicator reporting calendar includes a December report to the Board to share graduation rates, completion of dual credit college level courses, and percent of 8 th grade students earning high school algebra credit. This presentation includes data from the 2023-2024 school year, actions taken that are contributing to the results as well as “bright spots” in the district and schools.	
Board Meeting Focus	<input checked="" type="checkbox"/>	Review Information
	<input checked="" type="checkbox"/>	Hold discussion
	<input type="checkbox"/>	Provide direction
	<input type="checkbox"/>	Make decision
Relevance to Board’s Role	<input type="checkbox"/>	Policy
	<input checked="" type="checkbox"/>	System accountability
	<input type="checkbox"/>	Fiscal oversight
	<input type="checkbox"/>	Communication
	<input type="checkbox"/>	Advocacy
Key Considerations for Board Discussion	<ul style="list-style-type: none"> Are there particular strengths or areas of growth about which the Board has questions or strategies/actions about which the Board would like more information? 	
Next Steps	<ul style="list-style-type: none"> N/A 	

Our Vision

All KSD Students are Known Well, Safe and Destined to Reach their Highest Potential



STRATEGIC GOALS



Our Mission

To provide a safe environment in which all students reach their highest potential and graduate well prepared for success in post-secondary education, work and life.

All students are ready for their future



- > Learning digital citizenship, social, life and employment skills
- > Provided the opportunity to become bilingual and biliterate
- > Graduating with a personalized plan for their post-secondary pathway

Students

Our Goals are for All KSD Students

All students can learn and achieve at high levels. Student performance, attendance, and discipline data is disaggregated and analyzed for any existing achievement and opportunity gaps, especially in gender, race, language, ability, and socioeconomic status. Each school's individual School Improvement Plan includes equity statements and concrete, district-supported strategies for closing achievement and opportunity gaps where they exist.



Performance Indicators & Targets



2023 – 24 Results



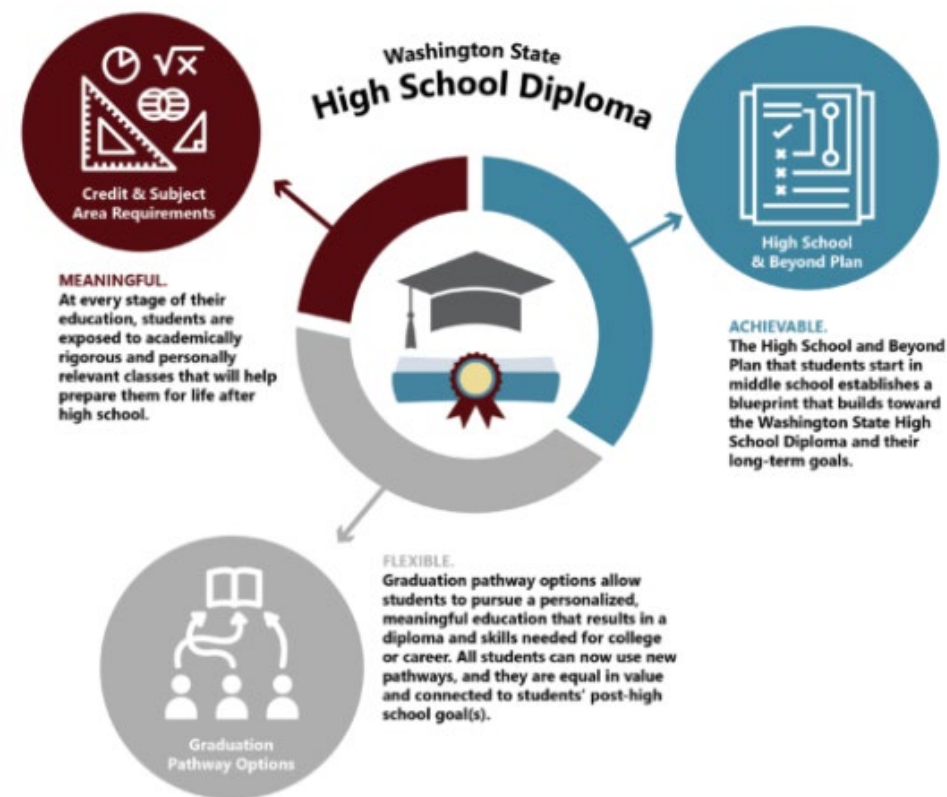
Bright Spots and Actions Taken to Get Results

Students are Ready for Their Future

The purpose of a high school diploma is to declare that a student is ready for success in postsecondary education, gainful employment, and citizenship, and is equipped with the skills to be a lifelong learner. (RCW 28A.230.090)

Washington students complete three components to achieve the high school diploma of their design:

1. High School and Beyond Plan
2. Credit & Subject Requirements
3. Graduation Pathway




Performance Indicators and Targets:



Focus	Indicator	Target
Graduation	% of students graduating in four-years % of students graduating in five-years	% is increasing by $\geq 1\%$ each year
Completion of dual credit college level courses	% of high school students completing at least one dual credit, college level course by the end of grade 12	% is increasing by $\geq 3\%$ each year
8 th grade Math	% of students earning high school Algebra credit (or higher)	% is increasing by $\geq 3\%$ each year

Graduation



- Performance Targets
- Results: Rates and Trends by "Class of," Program Participation, and School
- Bright Spots and Actions Taken
- Re-Engagement Efforts






Performance Indicators, Targets, and Results



Focus	Indicator	Target	2023-2024 Results
Graduation	% of students graduating in four years	% is increasing by \geq 1% each year	4 year: 78.2%  .5%
	% of students graduating in five years	% is increasing by \geq 1% each year	5 year: 85.1%  1.4%



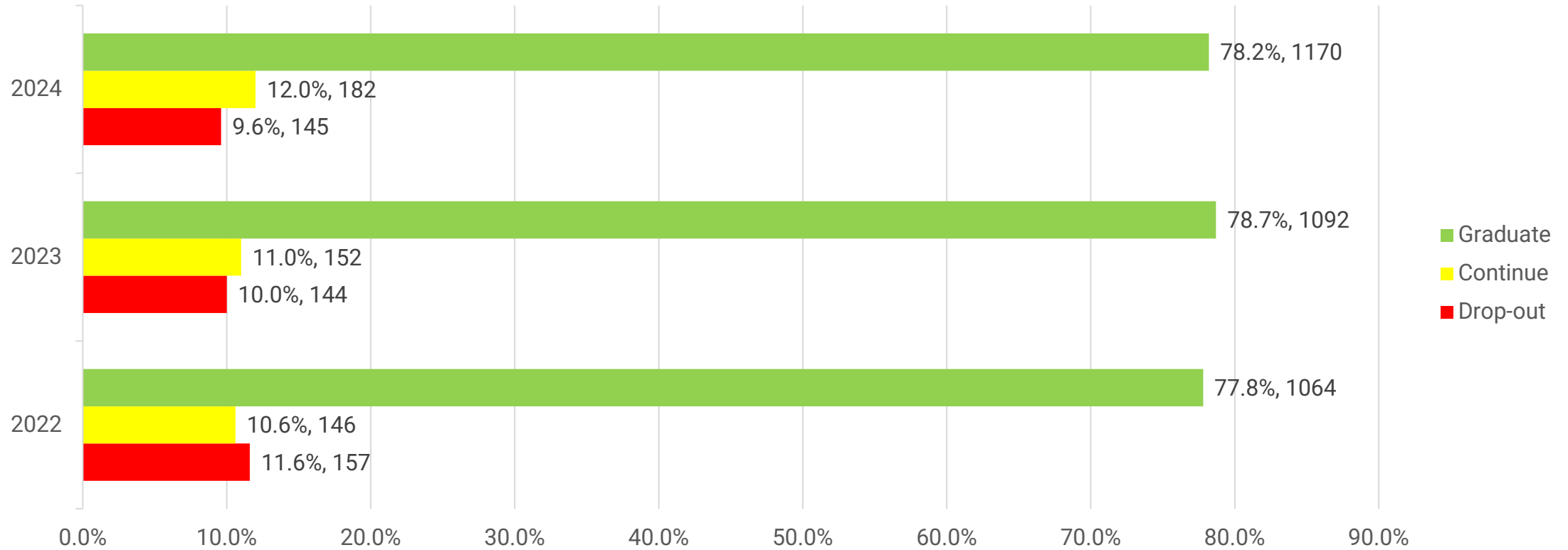
Class of 2024 4-year Cohort Graduation Rate

A student's graduation cohort is established as the end of the fourth school year after the student first enrolls in the 9th grade.

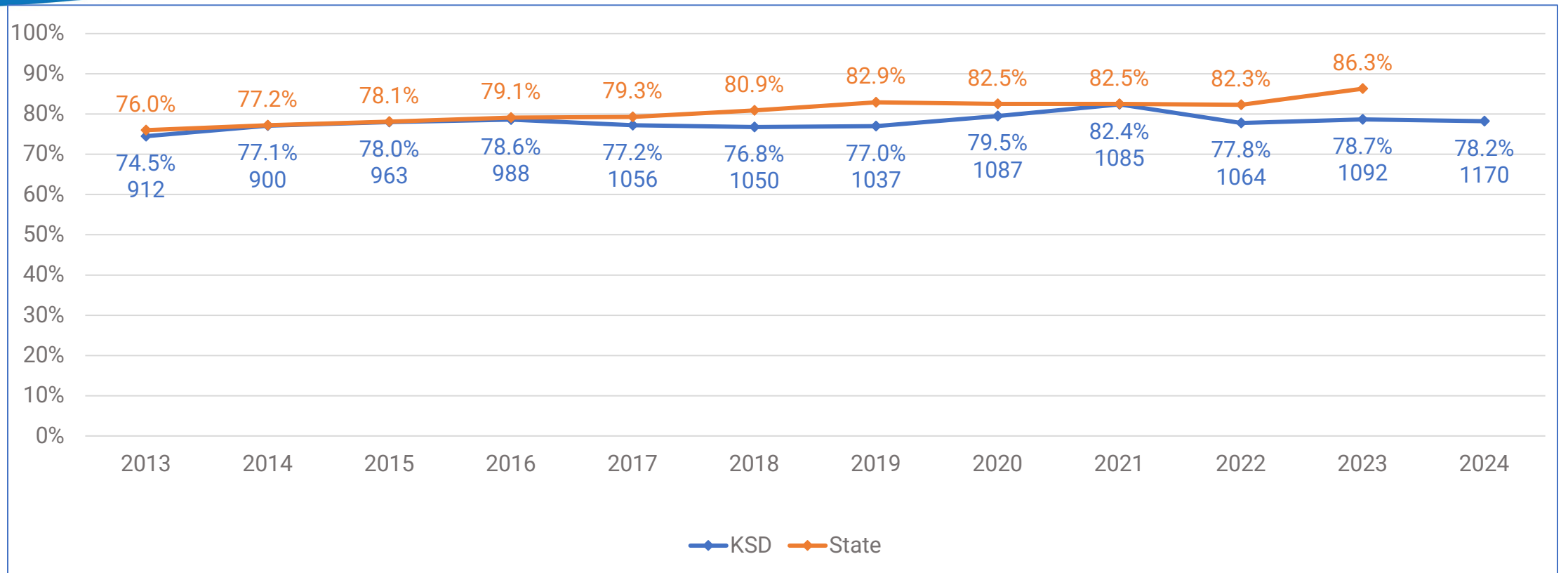
Source: [WAC 392-700-035](#)

All graduation data is from OSPI Graduation Cohort Tableau

Trend Data: Four-Year Graduation Rate



Trend Data: Four-Year Graduation Cohort

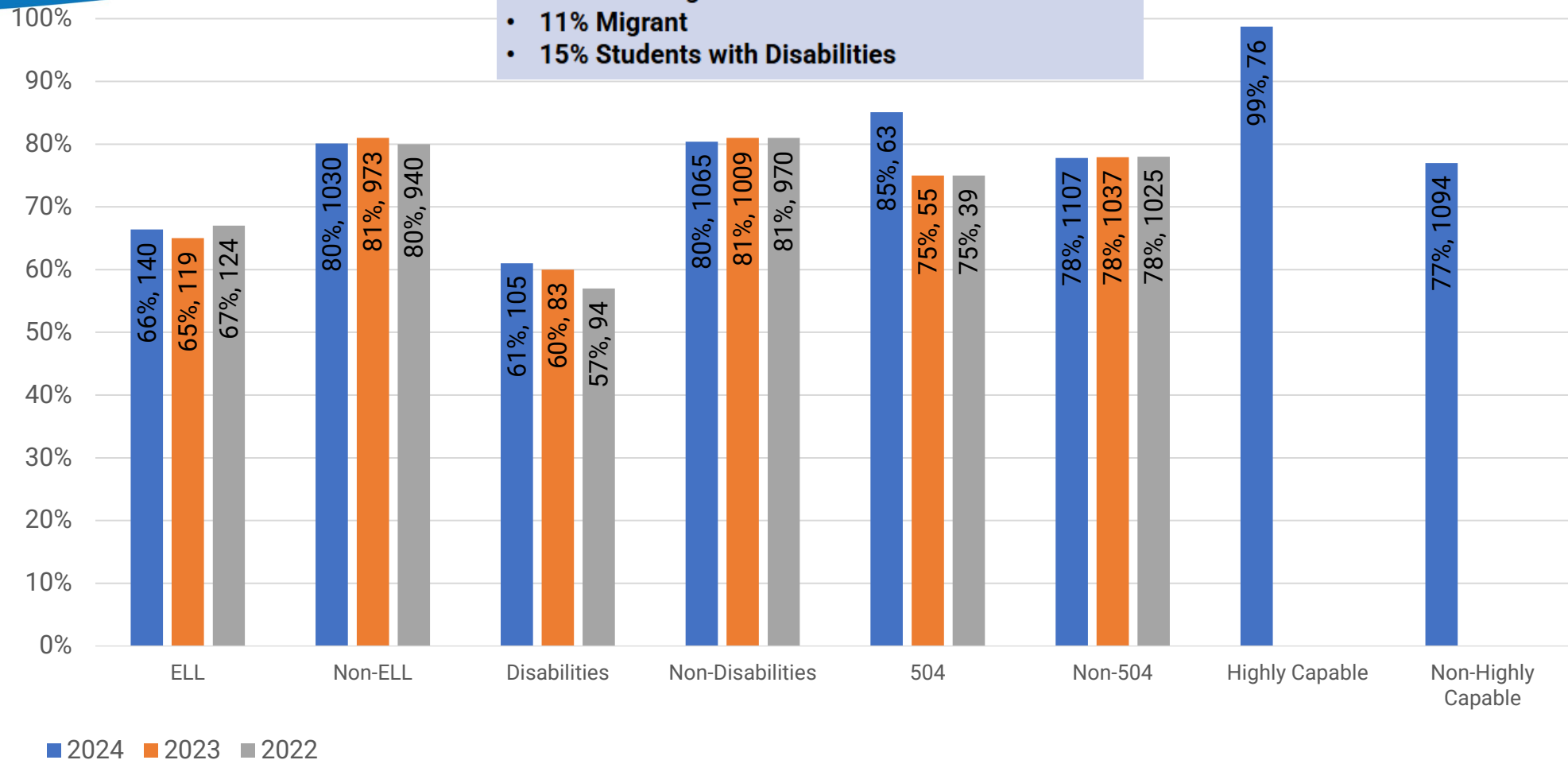


Trend Data: Four-Year Graduation Rate

Program Participation

2023 – 24 KSD Data

- 60% Low Income
- 18% Multilingual Learners
- 11% Migrant
- 15% Students with Disabilities

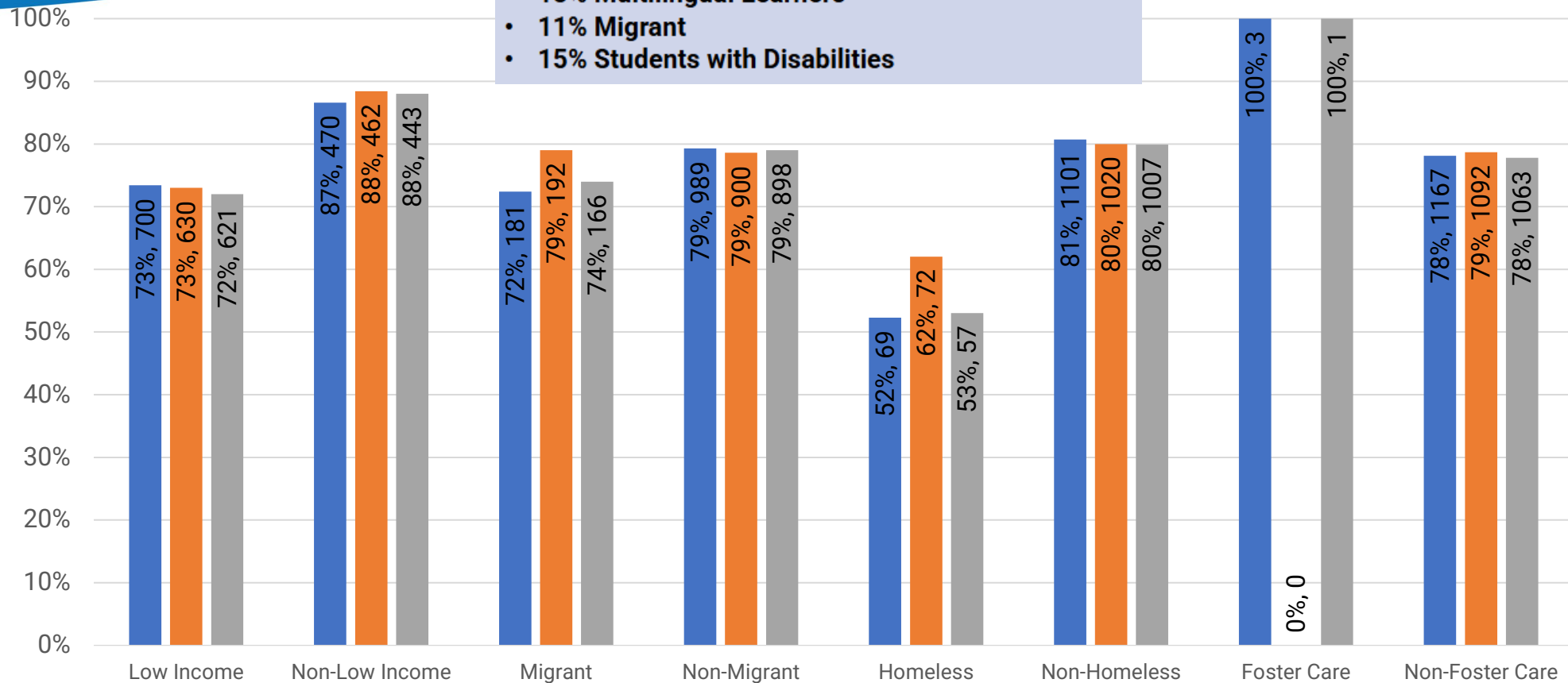


Trend Data: Four-Year Graduation Rate

Program Participation

2023 – 24 KSD Data

- 60% Low Income
- 18% Multilingual Learners
- 11% Migrant
- 15% Students with Disabilities



■ 2024 ■ 2023 ■ 2022

Increased Enrollment of Newcomers:

High school students enrolling in US schools within the last two years with Level 1 or 2 English Language Development

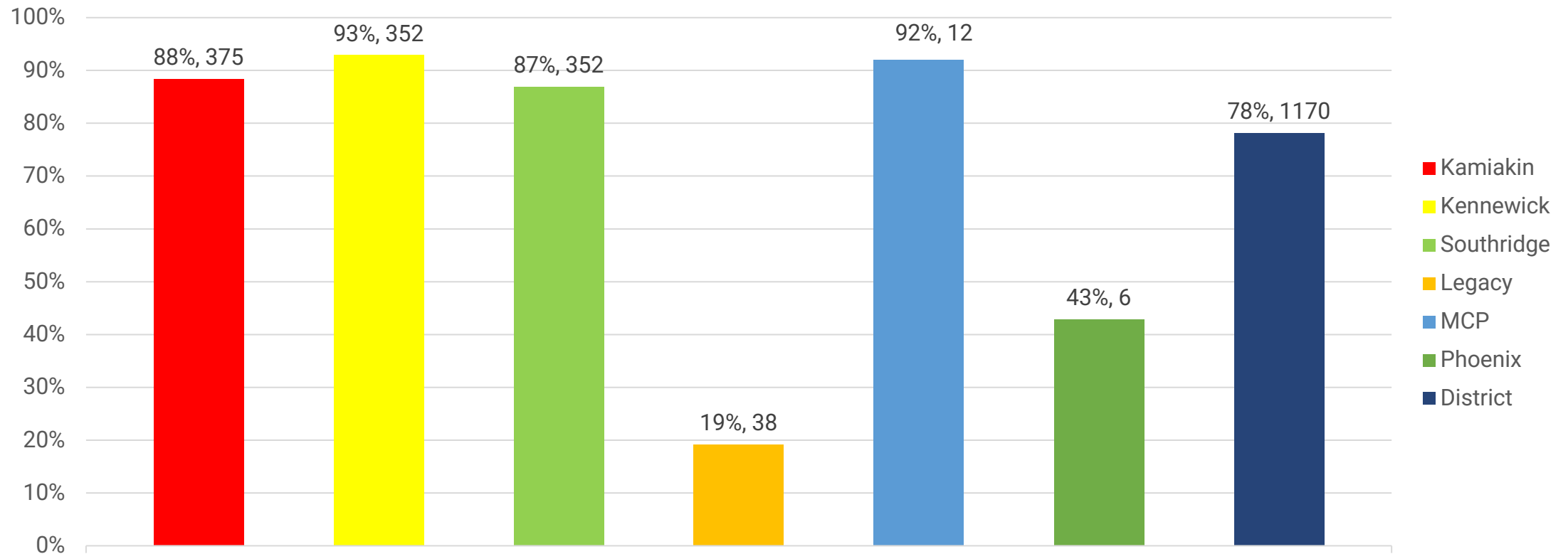
Students with Limited or Interrupted Formal Education (SLIFE)

Student and family goals may be work readiness

	Grade 11	Grade 12	Total Students
Kamiakin High School	13	12	25
Kennewick High School	14	9	23
Southridge High School	12	7	19

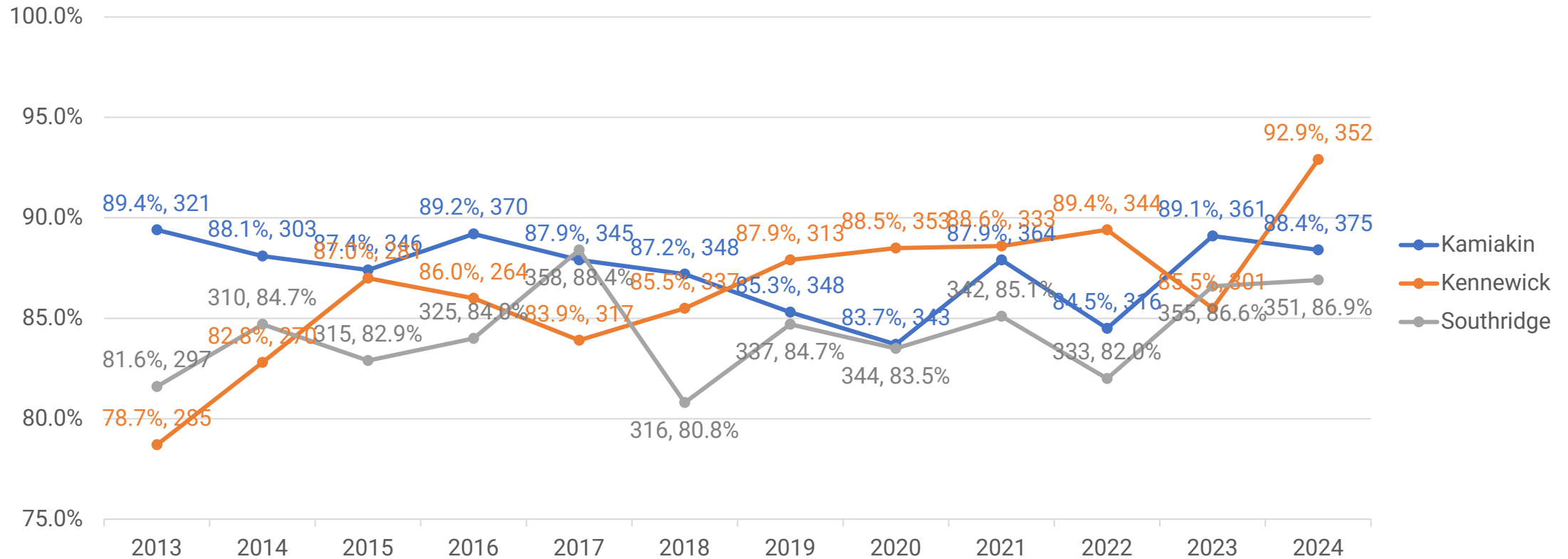
Four-Year Graduation Rate

By School



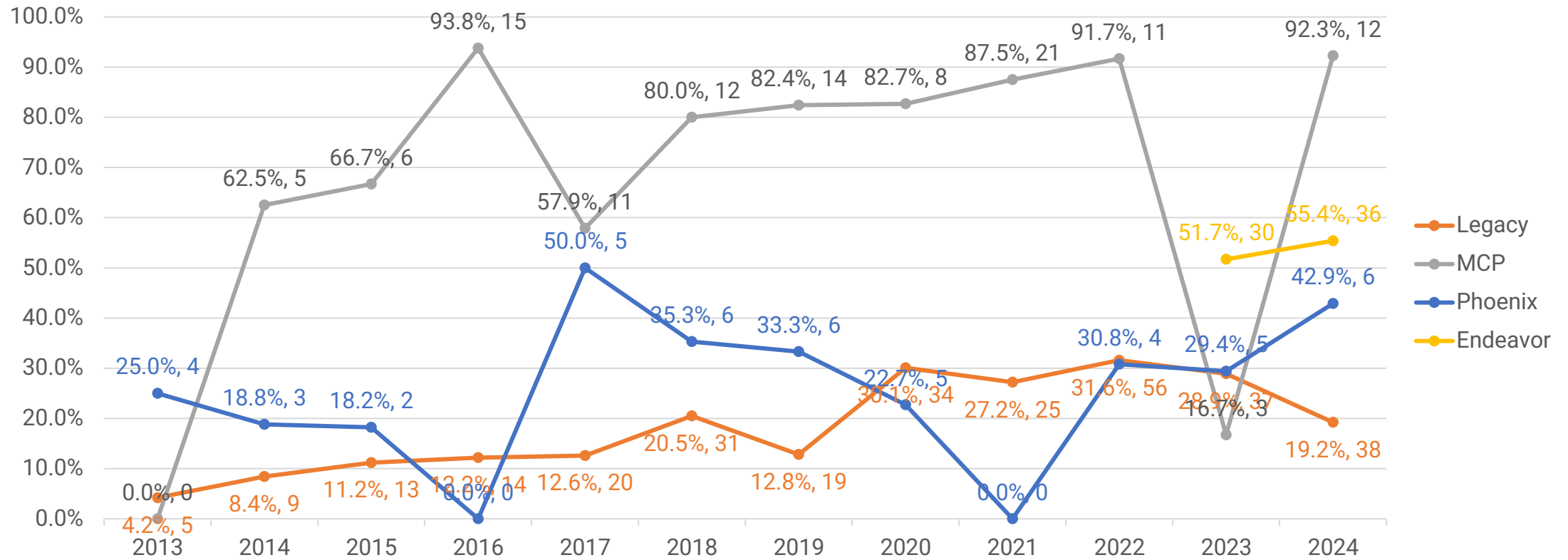
Trend Data: Four-Year Graduation Rate


By Comprehensive High School



Trend Data: Four-Year Graduation Rate

By Choice School





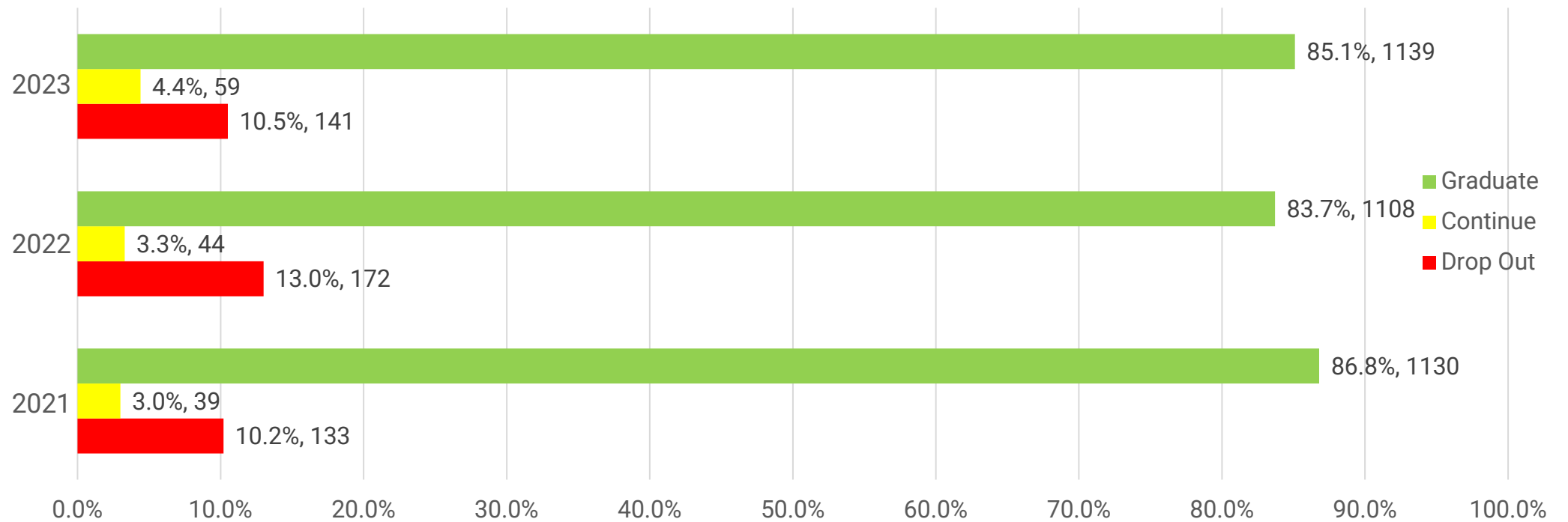
Class of 2023

5-year Cohort Graduation Rate

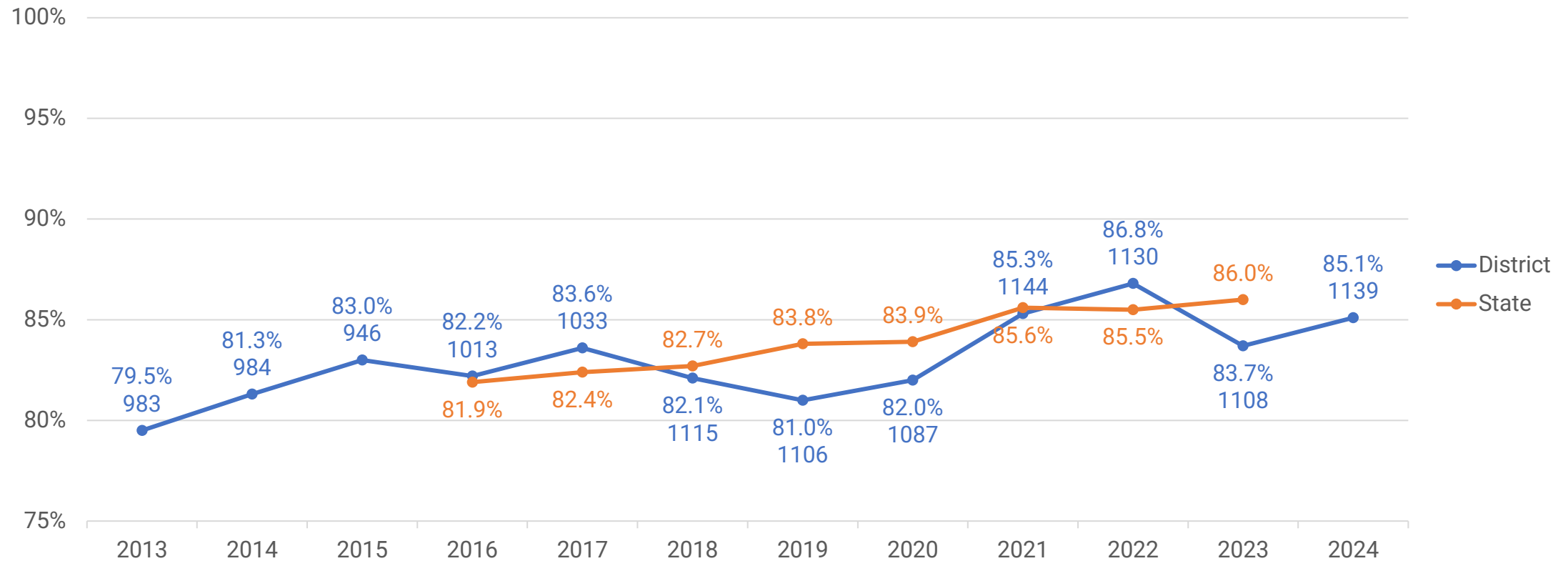
A student's graduation cohort is established as the end of the fourth school year after the student first enrolls in the 9th grade. Students who transfer into or out of a school are added or removed from the cohort. Students are tracked through their 7th year in high school. The five-year graduation rate includes students that graduated in 4 years and those that graduated in 5 years.

Source: OSPI Report Card

Trend Data: Five-Year Graduation Rate



Trend Data: Five -Year Graduation Rate

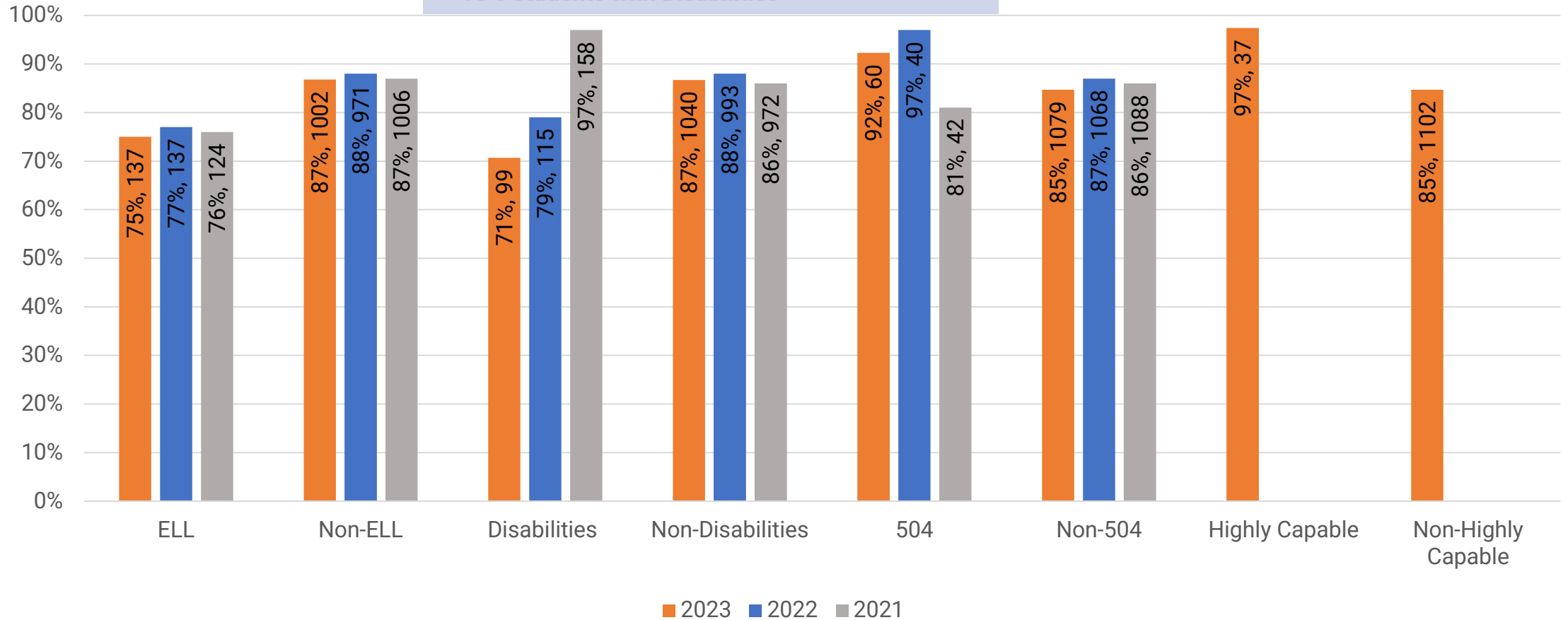


Trend Data: Five -Year Graduation Rate

Program Participation

2023 – 24 KSD Data

- 60% Low Income
- 18% Multilingual Learners
- 11% Migrant
- 15% Students with Disabilities

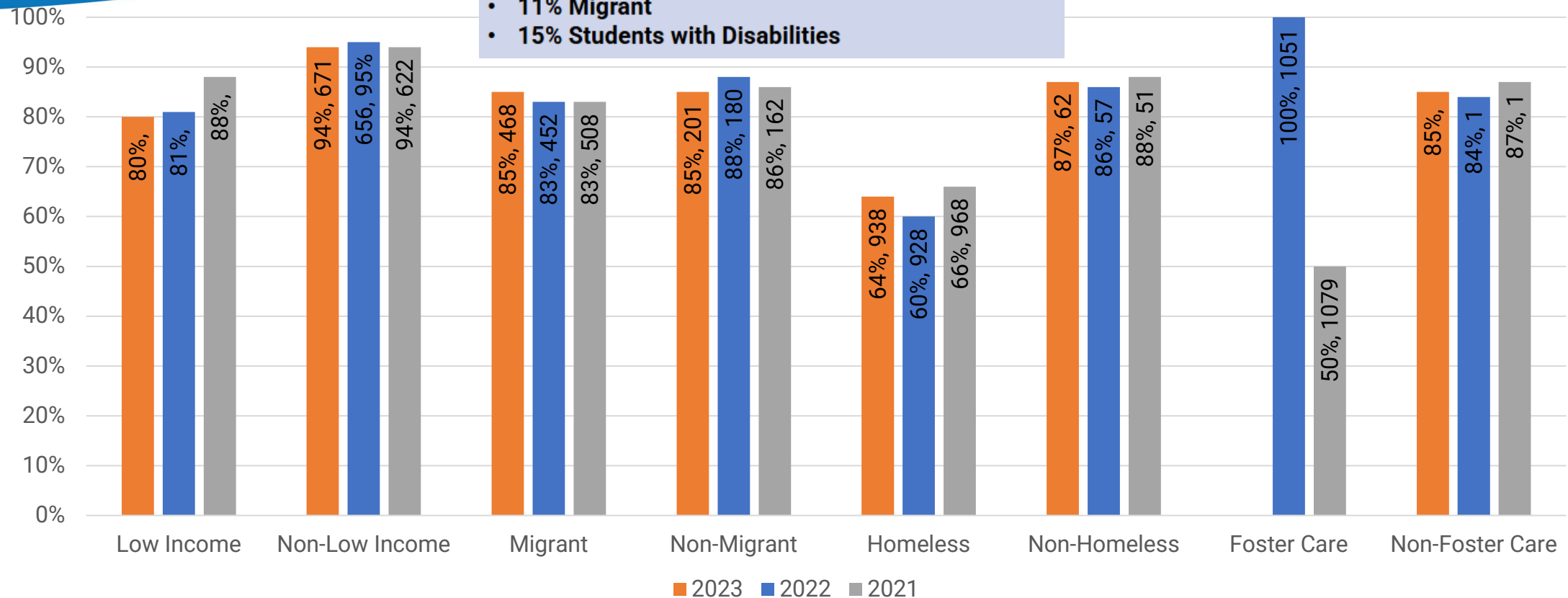


Trend Data: Five -Year Graduation Rate

Program Participation

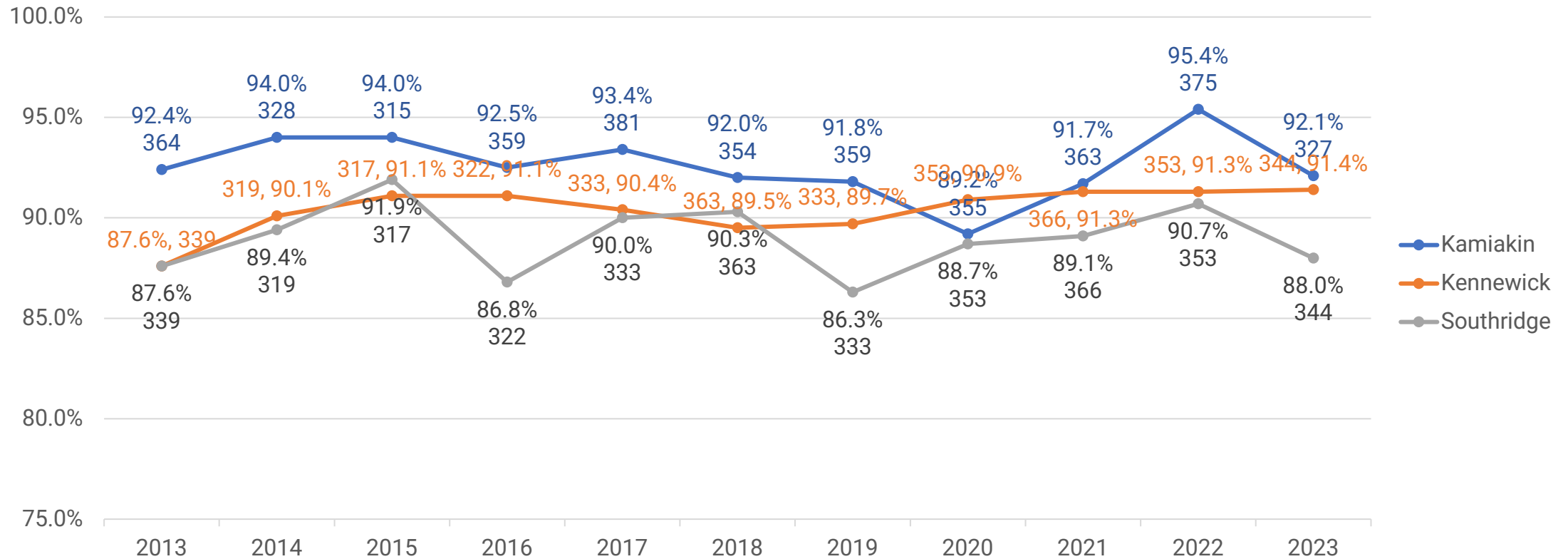
2023 – 24 KSD Data

- 60% Low Income
- 18% Multilingual Learners
- 11% Migrant
- 15% Students with Disabilities



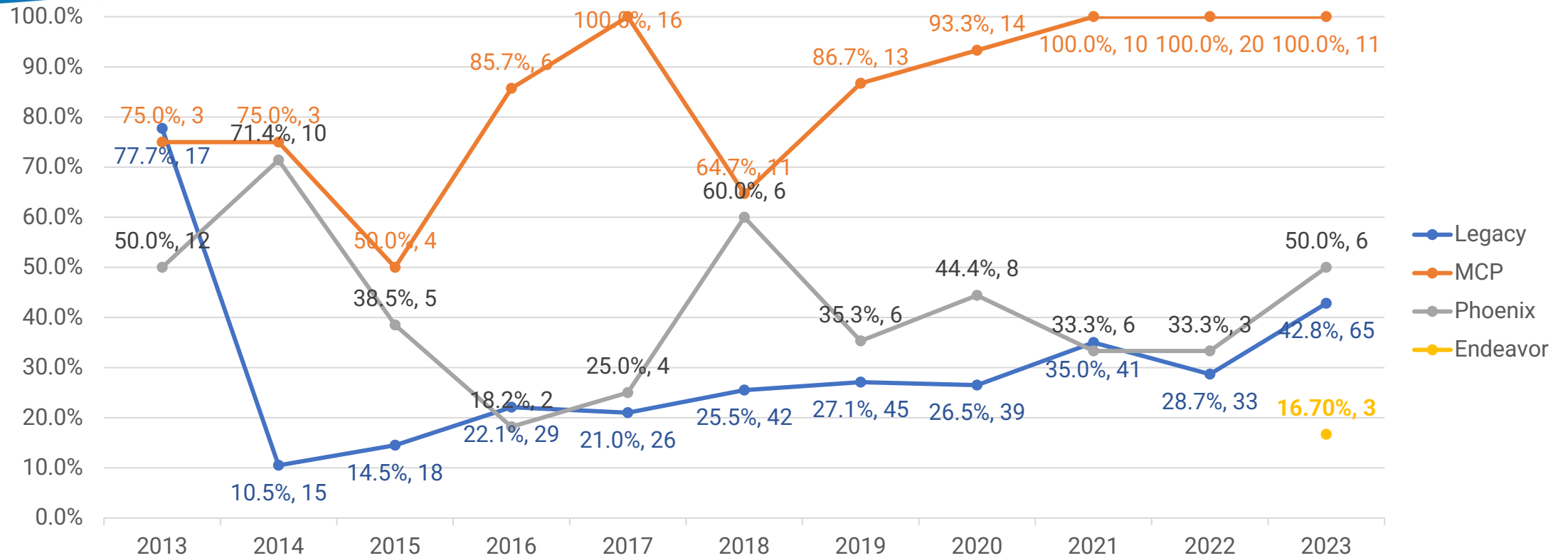
Trend Data: Five-Year Graduation Rate

By Comprehensive High School



Trend Data: Five-Year Graduation Rate

By Choice School



Actions Taken: District Updates to Graduation Procedure

C. State and National Tests

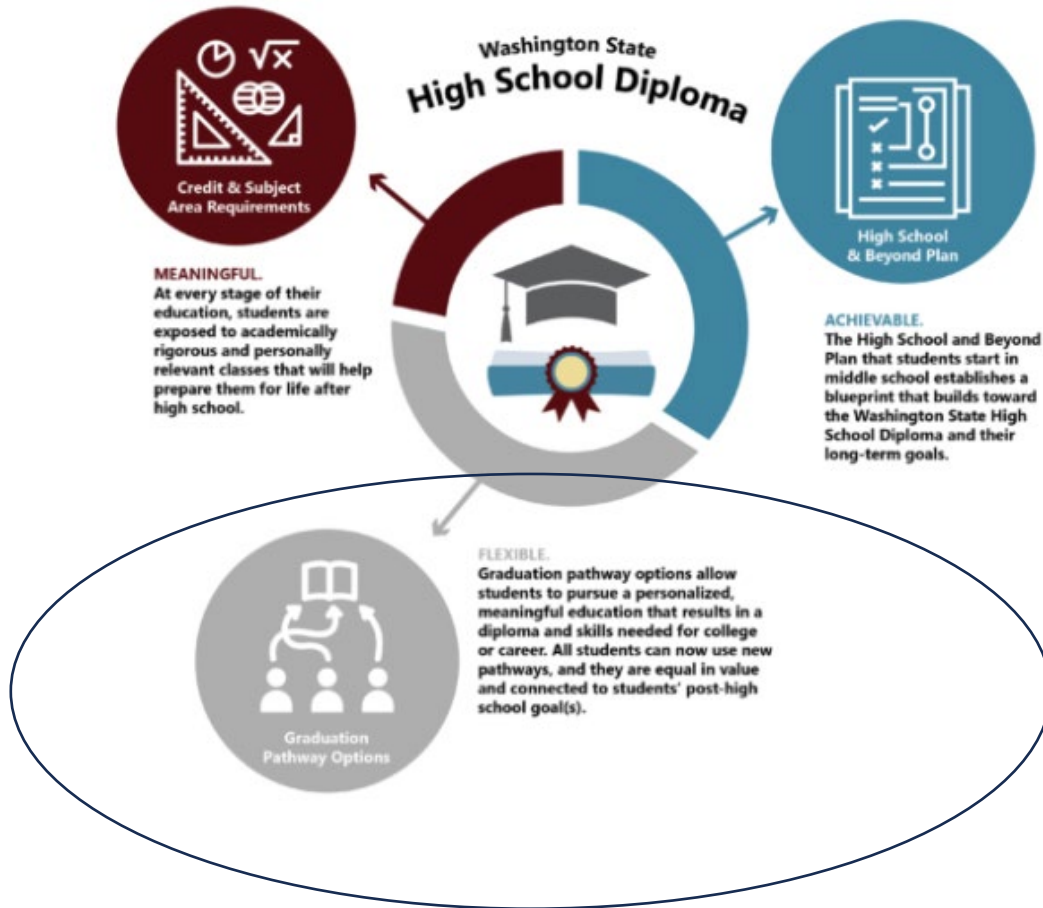
State and national test scores may be used to show competency to challenge a course for credit or to recover credit for a previously failed course. Table 1 and Table 2 below show the qualifying state and national assessments, scores required, courses eligible, and maximum credit possible. Students must complete form [2410 R F-10](#).

Assessment	*Score Required	Course Eligible	Maximum Credit Possible
Grade 10 Smarter Balanced Assessment (SBA) - Math	2595 or higher	Algebra or Geometry	1.0
Grade 10 Smarter Balanced Assessment (SBA) - English Language Arts (ELA)	2548 or higher	Freshman English or Sophomore English	1.0
Grade 11 Washington Comprehensive Assessment of Science	700 or higher	Physical Science, Biology or, Chemistry	1.0

Assessment	Score Required	Course Eligible	Maximum Credit Possible
SAT Math	Min. 430	Algebra or Geometry	Up to 1.0
SAT ERW	Min. 410	Freshman English or Sophomore English	Up to 1.0
ACT Math	Min. of 16	Algebra or Geometry	Up to 1.0
ACT English	Min. of 14	Freshman English or Sophomore English	Up to 1.0
AP Testing	3,4 or 5	Subject Area of Test	Up to 1.0
IB Testing	4, 5, 6 or 7	Subject Area of Test	Up to 1.0
GED Exam	Min. of 146	Subject Area of Test	Up to 1.0

*State Board of Education: State assessment score [information](#)


Actions Taken:




Support Staff working with students to get them into programs to help them graduate:

- Counselors
- Migrant Graduation Counselors
- Success Coordinators
- Re-Engagement Coordinator

Re-engagement Efforts



Earn Your Diploma or GED



Let's Get Started Today!

Contact Our Student Re-Engagement Coordinator:

Milca Ruiz Manzo
(509) 222-7164 | milca.ruizmanzo@ksd.org



Endeavor High School Kennewick School District

Endeavor High School provides online instruction for students seeking a diploma. Students study and learn in their own time and space through pre-recorded lessons and receive homework help from a teacher.

Contact: (509) 222-5195



Legacy High School Kennewick School District

Legacy High School provides in-person instruction in a flexible learning model for students seeking a diploma. Students may earn up to 2 credits per quarter to accelerate their completion.

Contact: (509) 222-6552



Mid-Columbia Partnership Kennewick School District

Mid-Columbia Partnership's high school program provides parent-partnered learning at home with in-person certificated teacher support for students seeking a diploma.

Contact: (509) 222-5036



Phoenix High School Kennewick School District

Phoenix High School provides in-person project-based learning for students seeking a diploma. Students work both independently and in small groups with the assistant of teacher/advisors.

Contact: (509) 222-7400



CBC High School Academy

CBC High School Academy provides accelerated learning for students ages 16-20, who have dropped out of high school and are seeking a diploma. Students attend 9 a.m. to 12 p.m., Monday through Thursday.

Contact: (509) 542-4442



CBC Soar To Success

The CBC Soar to Success (Open Doors) program provides online and in-person instruction for students ages 16-21 seeking a diploma or GED. Students may earn up to 4 credits a quarter. Day and evening classes available.

Contact: (509) 542-4861



CBC High School Equivalency Program

The CBC High School Equivalency Program provides migrant and seasonal farmworkers and their children who are 16+ with an intensive study program to earn their GED and continue on to college or employment.

Contact: (509) 542-4775



Job Corps

Job Corps provides low-income young adults ages 16-24 with residential-based career training and education. Students choose from 10 industries and countless careers to explore. Multiple locations offered.

Contact: (800) 733-5627



TC Futures

The TC Futures program provides students ages 16-24 support in obtaining their GEDs with an online program accessible 24/7. The program also helps students with employment, apprenticeships and training.

Contact: (509) 537-1710

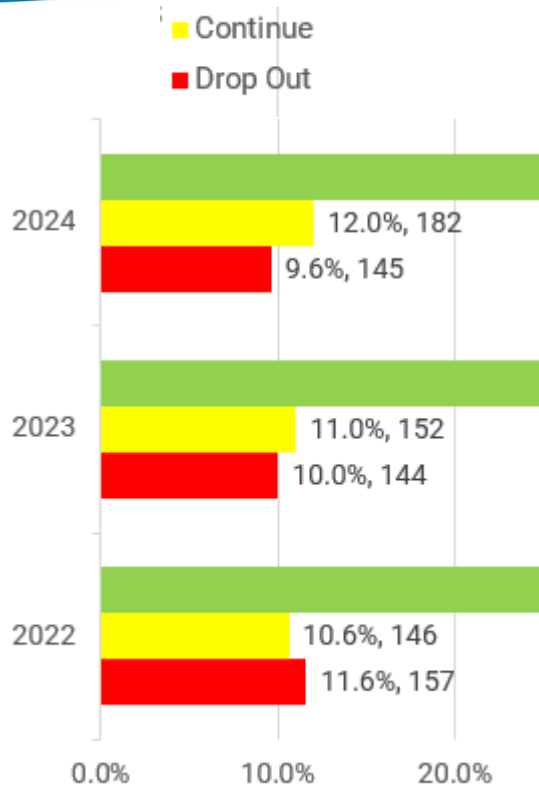


Washington Youth Challenge Academy

The Washington Youth Challenge Academy located in Bremerton, WA is a state-run, residential-based program providing students ages 15-18 instruction in a quasi-military training environment. Students may earn up to 8 credits in 22 weeks and a two-year mentorship program.

Contact: (877) 228-8947

Re-Engagement Efforts



2022-2023	2023-2024
<ul style="list-style-type: none"> • 166 students enrolled at TC Futures* • 36 students in CBC High School Academy • 7 students in Soar to Success at CBC* 	<ul style="list-style-type: none"> • 272 students enrolled at TC Futures* • 32 students in CBC High School Academy • 84 students in Soar to Success at CBC*

* GED programs

Re-engagement Bright Spots

Senior with 9.5 credits	Senior with 16 credits	17-year-old twins experiencing homelessness
<ul style="list-style-type: none">• Dropped out due to medical issues• Tried to go to school, wanted to go to school but social anxiety was debilitating<ul style="list-style-type: none">• Tried online school and wasn't successful• Not sure of options• Counselor referred her to Milca July, 2024• Referred to TC Futures<ul style="list-style-type: none">• Can work at her own pace and timeline• Completed GED in 3 months (completed November 2024)	<ul style="list-style-type: none">• Dropped out due to medical issues<ul style="list-style-type: none">• Several hospitalizations• Migrant student• Milca met him in July and referred to CBC Soar to Success (HS Diploma)• Tried but still having attendance problems and wanted to switch to TC Futures• Completed GED from TC Futures in October 2024	<ul style="list-style-type: none">• Met them separately in July and August<ul style="list-style-type: none">• Trying to enroll at high school with zero credits• Didn't have birth certificate, ID, know his social security number, didn't know where they were born• Got set up with food stamps, birth certificates, medical coupons and enrolled at TC futures• One is still enrolled and thriving at TC Futures• One is still struggling and Milca is reengaging with him

Actions this year:



STUD

GOAL: All students

- Learning digital citizen
- Provided the opportur
- Graduating with a pers

2024-25 Annual O

College and Career Re

- Complete a feasibility study credit, engage in High Scho literacy.
- Expand and strengthen impl
- Review implementation of C the essential components of
- Expand Family Hub video lib
- Strengthen efforts to build a
- Publish a Career and Techni
- Implement new performance
- Publish a student and family
- Provide no-cost PSAT and S



STUDENTS

GOAL: All students are engaged learners

- Provided relevant, rigorous and engaging instruction.
- Receiving individualized, equitable and inclusive supports.
- Accessing diverse course offerings, activities and athletics.
- Making progress, annual growth, and meeting grade level standards

2024-25 Annual Objectives

Literacy and Mathematics

- Strengthen understanding of the Science of Reading and the district's K-5 Literacy Plan
- Evaluate and adopt new instructional materials for grades K-5 literacy.
- Conduct a review of the two-hour block for English Language Arts at middle school.
- Implement new ClearMath instructional materials for grades K-5.

Technology, Elementary Library, and Online Learning

- Conduct review of educational technology standards for grades K-12 to ensure instruction in digital citizenship and media literacy.
- Develop K-5 elementary library standards, aligned with state library program standards and library information and technology framework.
- Evaluate and adopt new instructional platform/materials for grades K-12 online learning.

Physical Education

- Review standards and evaluate instructional materials for K-12 physical education.

Assessment

- Implement Star assessments systemwide for grades K-12 for early literacy, reading and math.

Inclusionary Practices

- Strengthen inclusionary practices and implementation of high leverage practices for students with disabilities.

Dual Language, Highly Capable, and Choice Programs


- Continue unit development for grades 6-8 dual language using Open Educational Resources.
- Implement new literacy and math courses for newcomers.
- Implement highly capable cluster model systemwide for grades K-5.
- Continue review and refinement of alternative learning programs

✓ Performance Indicators and Targets [View 2023-24 results at www.ksd.org/strategicplan](http://www.ksd.org/strategicplan)

- The inclusion rate for students with Individualized Educational Programs (IEPs) is increasing by ≥3% each year.
- ≥90% of middle and high school students report having access to diverse course offerings, activities, and athletics.
- The % of middle and high school students participating in at least one sport identified as experiencing low income is increasing by ≥3% each year.
- The % of students making annual growth, meeting grade level standards, and on track for graduation is increasing by ≥3% each year.

Dual Credit

- Performance Targets
- Results: Completion Percentages and Credit by Type
- Bright Spots and Actions Taken



Performance Indicators, Targets and Results



Focus	Indicator	Target	2023-2024 Results
Completion of dual credit college level courses	% of high school students completing at least one dual credit, college level course by the end of grade 12	% is increasing by \geq 3% each year	92%



What is Dual Credit?

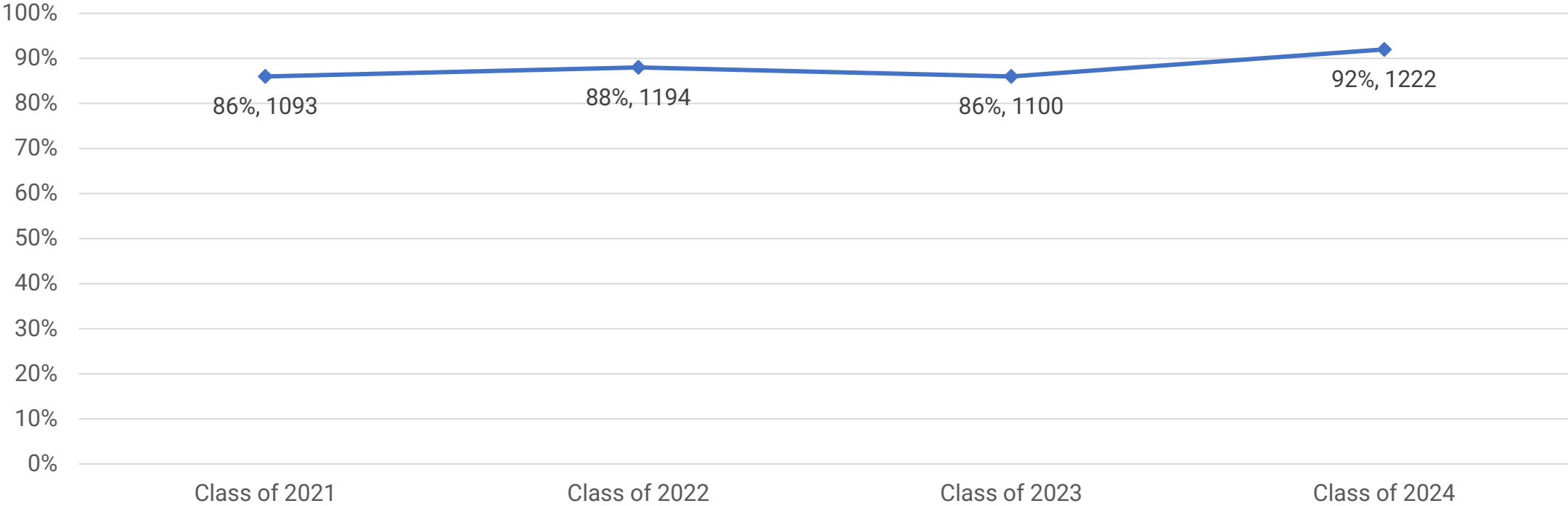


- Dual credit provide students with the potential to earn high school and college credit at the same time through successful completion of a course and/or corresponding exam .

Course	Exam
<ul style="list-style-type: none"> • Running Start (RS) • College in the High School (CiHS) • Career and Technical Education (CTE) 	<ul style="list-style-type: none"> • Advanced Placement (AP) • International Baccalaureate (IB)

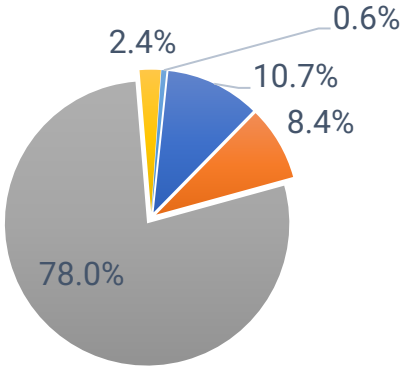
Target: % of students completing at least one dual credit college level course by the end of grade 12 is increasing by $\geq 3\%$

Kennewick School District



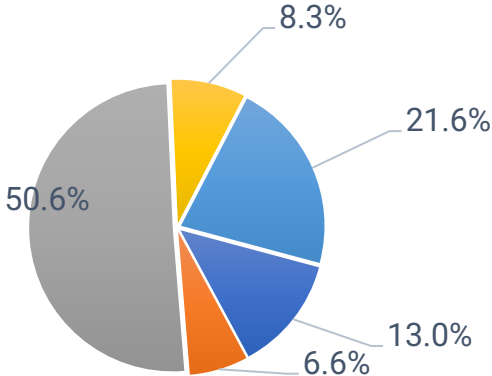
2023-24 School Year: Dual Credit by Type

10th Grade



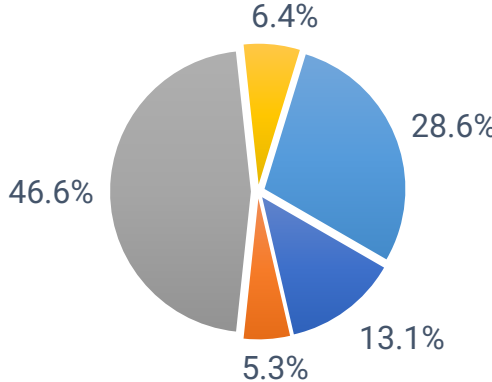
■ AP ■ CiHS ■ CTE ■ IB ■ RS

11th Grade



■ AP ■ CiHS ■ CTE ■ IB ■ RS

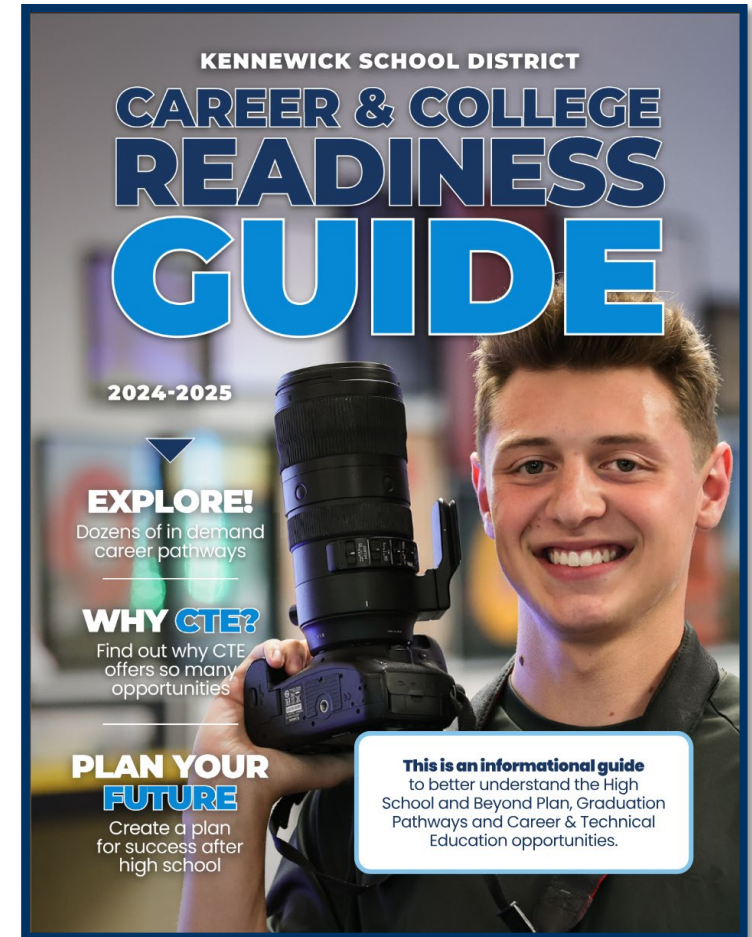
12th Grade



■ AP ■ CiHS ■ CTE ■ IB ■ RS


Bright Spot: CTE Dual Credit

Agriculture Science	Business & Marketing	Family & Consumer Science
Animal Science (5) Floral Design – 5 credits Plant Science – 5 credits Welding – 3 credits	Accounting – 5 credits Intro to Marketing – 5 credits Financial Algebra – 5 credits Computer Apps – 6 credits	Financial Literacy – 5 credits Interior Design – 3 credits Teaching Academy – 9 credits American Sign Language – 15 credits
Health Science	Skilled & Technical	STEM
Medical Terminology – 5 credits	Drafting and Design – 8 credits Photography – 5 credits	




8th Grade Algebra

- Performance Targets
- Results: Percent of Students Earning Credit, Enrollment by School
- Bright Spots and Actions Taken



Performance Indicators, Targets and Results



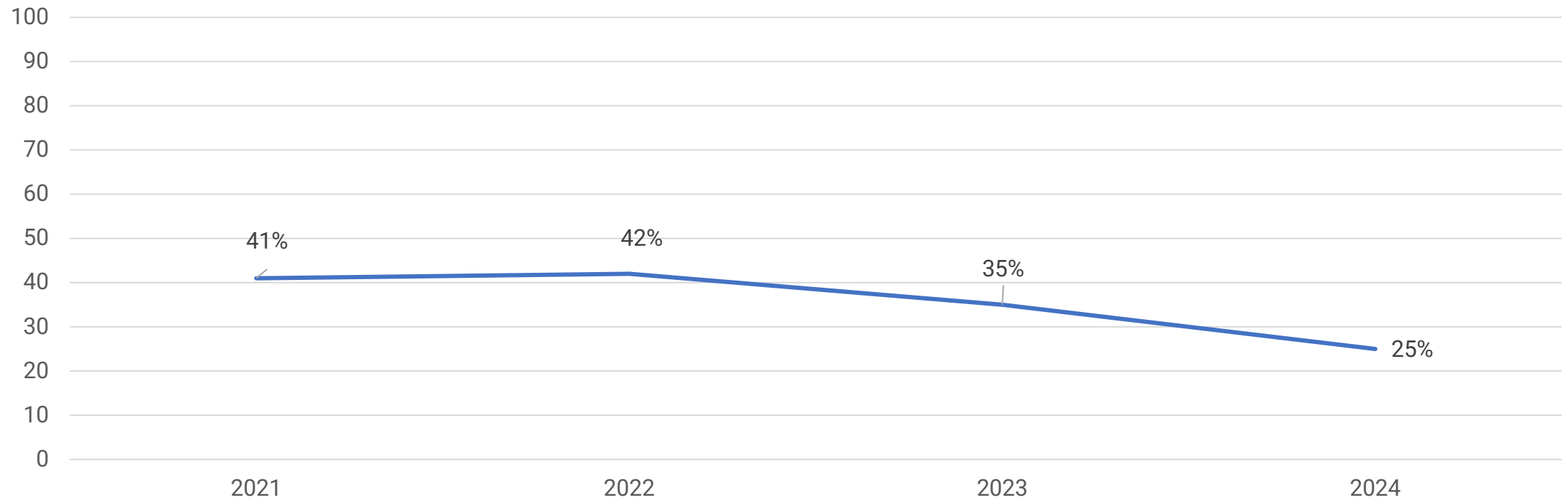
Focus	Indicator	Target	2023-2024 Results
8 th grade Math	% of students earning high school Algebra credit (or higher)	% is increasing by \geq 3% each year	<div style="display: flex; align-items: center; justify-content: center;"> 25%  35% </div>

Why Focus on Algebra?

- Algebra is critically important because it is often viewed as a gatekeeper to higher-level mathematics and it's a required course for virtually every postsecondary school program.
- Understanding algebra also puts students on track for college success, no matter what major they choose.
- The first year of algebra is a prerequisite for all higher-level math
- Students who take **2nd Year Algebra** in high school are also more likely to enroll in college or community college.

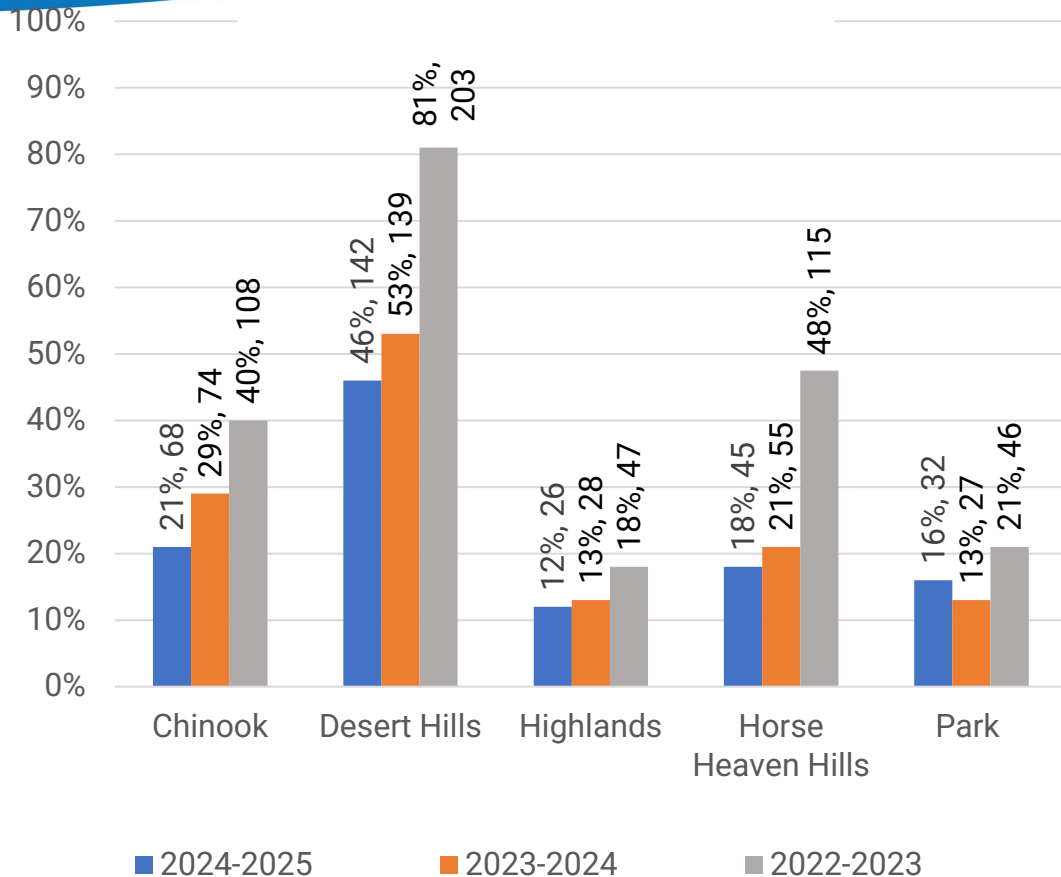
% of Students in Grade 8 Earning High school Algebra Credit (or higher)

District

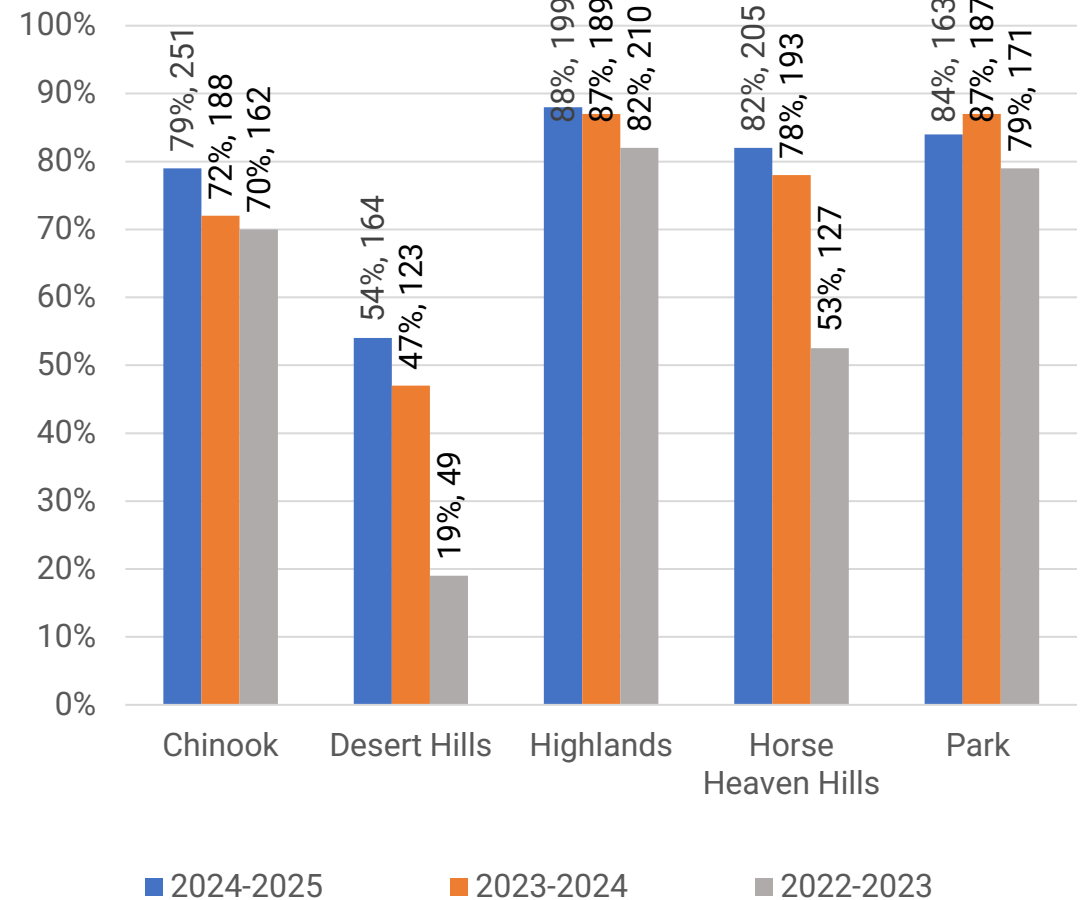


8th Grade Math Enrollment Trend

Algebra or higher



Pre- Algebra



Actions Taken:



**Focus on Building
Strong Foundational
Algebra Skills**



**Middle School Math
Placement Criteria**

Focus on Foundational Algebra Skills to Strengthen High School Readiness

- Strengthening Foundation Skills
- Tailoring and Focusing Instruction
- Building Math Confidence and High School Readiness



Focus on Foundational Algebra Skills to Strengthen High School Readiness

Kindergarten

Classify objects and count the number in each category
Identify, duplicate, and extend simple patterns

1st Grade

Understand the meaning of the equal sign
Solve addition and subtraction equations with unknowns in all positions
Extend and create patterns

2nd Grade

Use addition to find the total number of objects in rectangular arrays
Analyze patterns in numbers or objects

3rd Grade

Represent and solve problems involving multiplication and division
Use symbols for unknowns in equations
Understand patterns in arithmetic, such as the relationship between multiplication and division

4th Grade

Generate and analyze patterns
Solve multi-step word problems with whole numbers using equations

5th Grade

Write and interpret simple numerical expressions
Graph points on the coordinate plane to solve problems

6th Grade

Represent relationship between variables using equations and graphs
Understand and apply the concepts of inequalities

7th Grade

Solve multi-step equations and inequalities
Understand and apply proportional relationships in real-world problems
Analyze and solve problems using algebraic expressions

8th Grade

Solve linear equations and analyze their graphs
Understand functions and use them to model relationships between quantities
Solve systems of equations algebraically and graphically

Middle School Math Courses and Criteria

Instruction should be focused on the standards and use board adopted instructional materials as the resource.

6th Grade

Math 6

Core Resource: [enVisions 6th](#)

Standards Domain Clusters:

- Ratios and Proportional Relationships
- The Number System
- Expressions and Equations
- Geometry
- Statistic and Probability

Placement Criteria:

- Under the 80th percentile on the MAP or Star, teacher recommendation, L3 SBA or below

Math 7

Core Resource: [enVisions 7th](#)

Standards Domain Clusters:

- Ratios and Proportional Relationships
- The Number System
- Expressions and Equations
- Geometry
- Statistic and Probability.

Placement Criteria:

- At or above the 81st to 94th percentile on the MAP or Star, teacher recommendation, L3 or L4 SBA

Pre-Algebra

Core Resource: [enVisions 8th](#)

Standards Domain Clusters:

- The Number System
- Expressions and Equations
- Functions
- Geometry
- Statistic and Probability

Placement Criteria:

- At or above the 95th percentile on the MAP or Star, teacher recommendation, L4 SBA, KOG, HiCap, or Young Scholars

7th Grade

Math 7

Core Resource: [enVisions 7th](#)

Standards Domain Clusters:

- Ratios and Proportional Relationships
- The Number System
- Expressions and Equations
- Geometry
- Statistic and Probability

Placement Criteria:

- Under the 80th percentile on the MAP or Star, teacher recommendation, L3 SBA or below

Pre-Algebra

Core Resource: [enVisions 8th](#)

Standards Domain Clusters:

- The Number System
- Expressions and Equations
- Functions
- Geometry
- Statistic and Probability

Placement Criteria:

- At or above the 81st to 89th percentile on the MAP or Star, teacher recommendation, L3 or L4 SBA

Algebra 1/2

Core Resource: [Glencoe Algebra 1](#)

Standards Domain Clusters:

- Linear functions, equations, and inequalities
- Systems of Linear Equations
- Quadratic expressions, equations, and functions
- Intro to Exponential functions

Placement Criteria:

- 90th - 94th percentile on the MAP or Star, teacher recommendation, Scored As and Bs in 6th grade, L3 or L4 SBA, Algebra

Honors Algebra 1/2

Core Resource: [Glencoe Algebra 1](#)

Standards Domain Clusters:

- Linear functions, equations, and inequalities
- Systems of Linear Equations
- Quadratic expressions, equations, and functions
- Quadratic expressions, equations, and functions
- Radical functions
- Probability and Statistics

Pace is faster and some topics will be covered at a greater depth.

Placement Criteria:

- At or above the 95th percentile on the MAP or Star, teacher recommendation, Scored As and Bs in 6th grade, L4 SBA, Algebra screener

8th Grade

Pre-Algebra

Core Resource: [enVisions 8th](#)

Standards Domain Clusters:

- The Number System
- Expressions and Equations
- Functions
- Geometry
- Statistic and Probability

Placement Criteria:

- Under the 80th percentile on the MAP or Star, teacher recommendation, L3 SBA or below

Algebra 1/2

Core Resource: [Glencoe Algebra 1](#)

Standards Domain Clusters:

- Linear functions, equations, and inequalities
- Systems of Linear Equations
- Quadratic expressions, equations, and functions
- Intro to Exponential functions

Placement Criteria:

- At or above the 80th - 89th percentile on the MAP or Star, teacher recommendation L3 or L4 SBA, Algebra screener

Honors Algebra 1/2

Core Resource: [Glencoe Algebra 1](#)

Standards Domain Clusters:

- Linear functions, equations, and inequalities
- Systems of Linear Equations
- Quadratic expressions, equations, and functions
- Quadratic expressions, equations, and functions
- Radical functions
- Probability and Statistics

Pace is faster and some topics will be covered at a greater depth.

Placement Criteria:

- At or above the 90th - 95th percentile on the MAP or Star, teacher recommendation L3 or L4 SBA, Algebra screener

Geometry 1/2

Core Resource: [Glencoe Geometry](#)

Standards Domain Clusters:

- Congruence
- Similarity, Right Triangles, and Trigonometry
- Circles
- Expressing Geometric Properties with Equations
- Geometric Measurement and Dimension

Placement Criteria:

- Successful completion of Algebra 1 in 7th grade, L3 or L4 SBA

Honors Geometry 1/2

Core Resource: [Glencoe Geometry](#)



Standards Domain Clusters:

- Congruence
- Similarity, Right Triangles, and Trigonometry
- Circles
- Expressing Geometric Properties with Equations
- Geometric Measurement and Dimension


Pace is faster and some topics will be covered at a greater depth.

Placement Criteria:

- Successful completion of Algebra 1 in 7th grade, L4 SBA



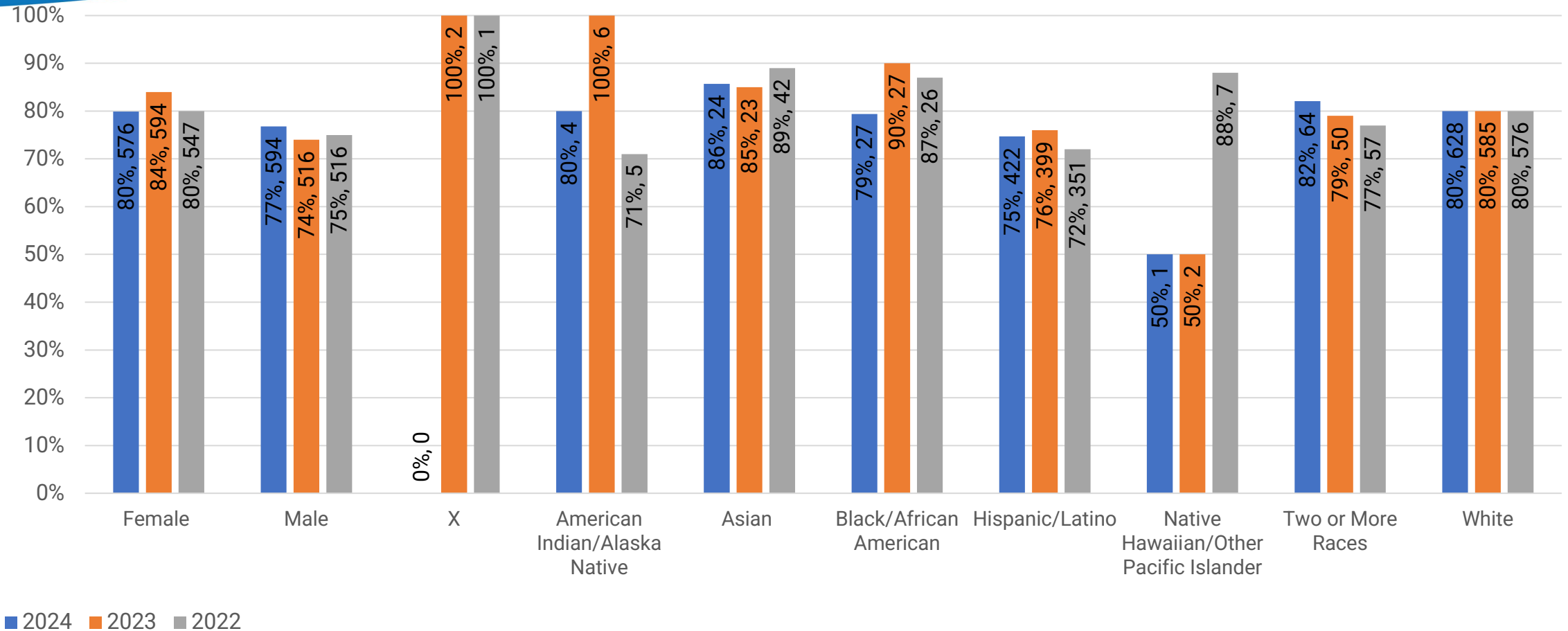
Board Questions and Comments



Appendix

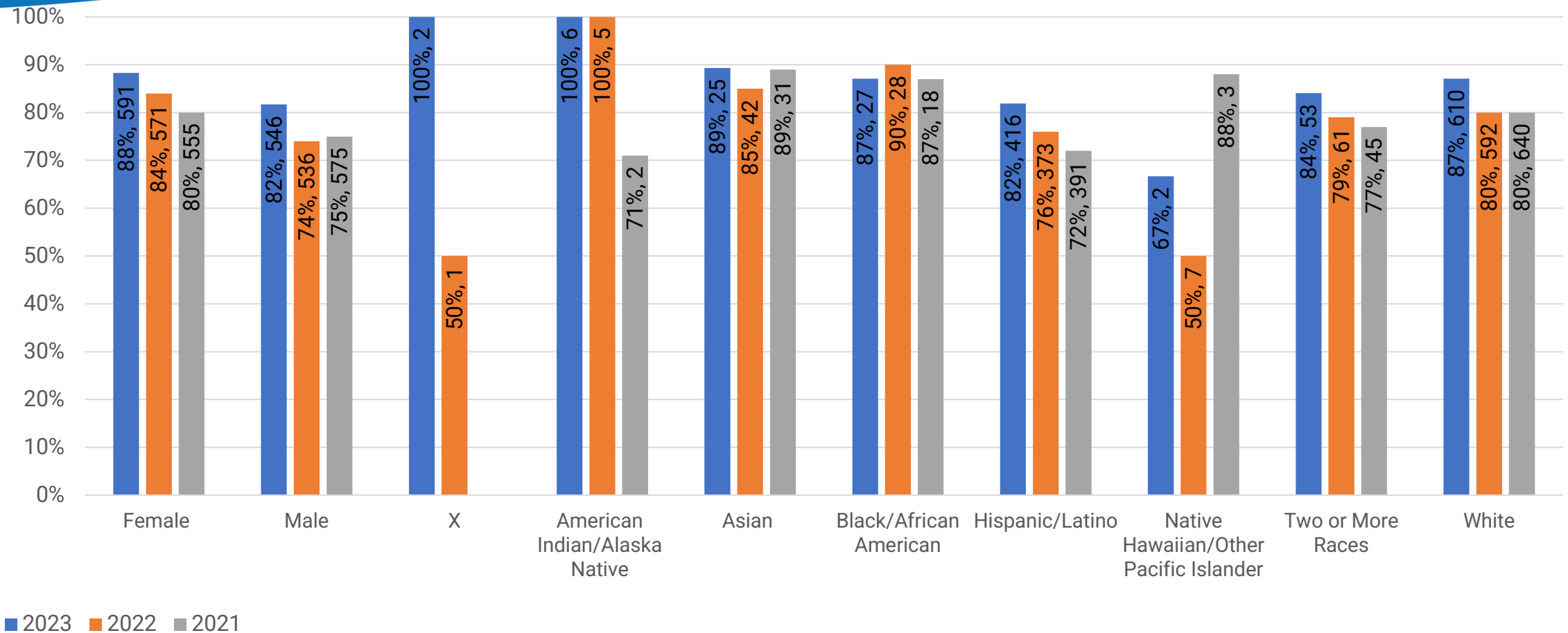
Four-Year Graduation Rate

Demographics



Five -Year Graduation Rate

Demographics



STUDENTS

Searches of Students and Student Privacy

Formatted: Underline

Searches of Students and Personal Property

~~The right to Personal privacy is a fundamental aspect-tenet of human individual liberty. All students possess the constitutional right to be secure in their persons, papers, and effects against unreasonable searches and seizures. District sStaff shall will take particular care to respect students' privacy.~~

~~School officials have the authority to maintain order and discipline in the schools and to protect student from exposure to illegal drugs, weapons, and contraband. At the same time they must protect the health and safety of all students and promote the effective operation of the schools. Therefore, only -sSchool principals or such other personnel designated by the superintendent will shall have the authority to conduct reasonable student searches on school property in accordance with the law.~~

~~Any authorized school official will conduct searches according to the procedure associated with this policy.~~

Student Privacy

~~A student shall be free from searches of his/her clothing and other personal property unless there is reasonable cause to believe that something is concealed that may be of immediate danger to the student or to other students. School officials shall first request the student to remove all items from pockets or other personal effects. (If the student refuses and there is no immediate danger, the school officials shall refrain from a search until the parents, or, in the case of possible criminal activity, the police are available.)~~

~~Student storage areas remain the property of the district, and school officials retain the authority to inspect storage areas. However, school authorities shall inspect student storage areas in the absence of students only when:~~

- ~~1. It occurs as part of a general inspection of all storage areas for the purpose of returning school property such as library books. (In such cases the personal belongings of students within storage areas shall not be searched.)~~
- ~~2. School authorities have reasonable cause to believe that conditions or circumstances exist which threaten the health or safety of those in the school.~~

~~When school authorities have reasonable cause to believe that items which violate school rules or the law are concealed in a school storage area, they shall inspect the storage area.~~

Adult Students, Emancipated Minors, and Confidential Health Information

State law provides that at certain ages, students attain the right to decide for themselves what records will remain confidential, even from their parents, and in what activities the student will participate in. At the age of eighteen students become legal adults and must approve any disclosure of information about themselves from school records, except directory information if a request for confidentiality has not been filed. Students at age eighteen may also sign releases, authorizations, or permission slips to participate in school activities, and may sign themselves out of school and authorize their own absences.

Students between sixteen and eighteen who have been granted legal emancipation from their parents or guardian have the same rights as eighteen-year-old students.

Legal Reference: 34 CFR 99.5 What are the Rights of Students
42 CFR 2.14 Minor Patients
RCW 13.64.060 Power and Capacity of Emancipated Minor
RCW 28A.320.040 Bylaws for Board and School Government
RCW 28A.600.020 Exclusion of Student From Classroom—Written Disciplinary Procedures – Long-Term Suspension or Expulsion.
RCW 28A.600.210-240 School Locker Searches— Findings—No Expectation of Privacy—Authorization— Limitations—Notice and Reasonable Suspicion Requirements.-
RCW 70.02.220 Sexually Transmitted Diseases— Permitted and Mandatory Disclosures
RCW 70.02.240 Mental Health Services— Minors— Permitted Disclosures
RCW 70.02.265 Adolescent Behavioral Health Services— Disclosures of Treatment Information and Records— Restrictions and Requirements— Government of Schools, Pupils, Employees— Rules
28A.320.040 Bylaws for Board and School Government
ESSHB 1793, Ch. 271, L89 Locker Searches Authorized

Formatted: Default Paragraph Font

Formatted: Indent: Left: 0", Hanging: 4"

Adopted : September 8, 1993

~~Adopted~~ ~~Revised~~ ~~Amended~~ : ~~September 8, 1993~~ December 11, 2024

STUDENTS

Searches of Students and Student Privacy

Personal privacy is a fundamental aspect of individual liberty. All students possess the constitutional right to be secure in their persons, papers, and effects against unreasonable searches and seizures. Staff will take particular care to respect students' privacy.

School officials have the authority to maintain order and discipline in the schools and to protect student from exposure to illegal drugs, weapons, and contraband. School principals or other personnel designated by the superintendent will have the authority to conduct reasonable searches on school property in accordance with the law.

Any authorized school official will conduct searches according to the procedure associated with this policy.

Adult Students, Emancipated Minors, and Confidential Health Information

State law provides that at certain ages, students attain the right to decide for themselves what records will remain confidential and in what activities the student will participate. At age eighteen students become legal adults and must approve any disclosure of information about themselves from school records, except directory information if a request for confidentiality has not been filed. Students at age eighteen may also sign releases, authorizations, or permission slips to participate in school activities, and may sign themselves out of school and authorize their own absences.

Students between sixteen and eighteen who have been granted legal emancipation from their parents or guardian have the same rights as eighteen-year-old students.

Legal Reference:	34 CFR 99.5	What are the rights of students?
	42 CFR 2.14	Minor patients.
	RCW 13.64.060	Power and capacity of emancipated minor.
	RCW 28A.320.040	Bylaws for board and school government.
	RCW 28A.600.020	Exclusion of student from classroom – Written disciplinary procedures – Long-term suspension or expulsion.
	RCW 28A.600.210	School locker searches – Findings.
	RCW 28A.600.220	School locker searches – No expectation of privacy.
	RCW 28A.600.230	School locker searches – Authorization – Limitations.

RCW [28A.600.240](#) School locker searches – Notice and reasonable suspicion requirements.

Adopted: September 8, 1993
Amended: December 11, 2024

SEARCHES OF STUDENTS AND STUDENT PRIVACY

Searches of Students and Their Property

A student and their property may be searched by a principal or a principal's designee if reasonable grounds exist to suspect that evidence of a violation of the law or school rules will be uncovered. School staff will report a student's suspicious activity to the principal prior to initiating a search, except in emergency situations. A search is required when there are reasonable grounds to suspect a student has a firearm on school grounds, transportation, or at school events.

Establishing Reasonable Suspicion

A search may occur if the principal or a principal's designee has reasonable suspicion that the search will produce evidence of unlawful activity or a violation of a school rule. The reliability and credibility of the witnesses should be considered when determining the existence of reasonable suspicion.

Conducting the Search

If the principal or the principal's designee determines that reasonable suspicion exists to search a student's clothing, personal effects, automobile, or personal container inside of district property such as an assigned desk, locker, or storage area, the search will be conducted as follows:

- A. If evidence of unlawful activity or a violation of a school rule is suspected the principal or principal designee may proceed with the search by directing the student to remove all items from pockets, purses, handbags, backpacks, gym bags, etc. Strip searches or body cavity searches of the students are never to be conducted.
- B. If reasonably possible, searches will be witnessed by another staff member of the same sex as the student being searched.
- C. A parent or guardian will be notified that a search has been conducted.

Locker, Desk, and Storage Area Searches

Lockers, desks, and storage areas are the property of the school district. Accordingly, students have no expectation of privacy in the lockers, desks, and storage areas they use or are assigned.

Because students have no expectation of privacy in their lockers, desks, and storage areas, principals or principals' designees may search all student lockers, desks, or storage areas at any time without prior notice and without reasonable suspicion that the search will yield evidence of any student's violation of the law or school rule.

Administrative inspections, or health and welfare inspections, may be conducted at any time to locate misplaced library books, textbooks, or other school property or to ensure that all lockers, desks, or storage areas are kept clean and free from potential health or safety hazards. Periodic inspections of lockers will reinforce the district's ownership of lockers, desks, and storage areas and the minimal expectation of privacy students have in the contents of their lockers, desks, and storage areas.

However, to search containers within a student's locker, desk, or storage area, reasonable suspicion must exist that the search will yield evidence of a violation of the law or school rules. A "container" for the purpose of this procedure may include, but is not limited to, an article of clothing, a handbag, purse, backpack, gym bag, or any other item in which contraband material may be concealed.